

# GEORGIA STATE FOOTBALL

@GeorgiaStateFB | @CoachSElliott | @GSUPanthers | @CenterParcATL



## GAME 4

### GEORGIA STATE PANTHERS at AUBURN TIGERS

**TV:** SECN. Announcers are Dave Neal, Deuce McCallister, Andraya Carter.

**RADIO:** Georgia State Radio Network coverage will air on WRAS 88.5 FM. Dave Cohen is in his 39th season as the play-by-play voice of Panther athletics. He is joined by Sam Crenshaw.

#### 2021 RECORDS:

Georgia State: 1-2, 0-0 Sun Belt  
Auburn: 2-1, 0-0 SEC (No. 23 in AP & Coaches polls)

**SERIES:** First meeting.

#### GSU HEAD COACH SHAWN ELLIOTT

Alma Mater: Appalachian State, 1996  
Record at GSU: 23-27 (5th year)  
Career Record: 24-32 (6th year)

#### AUBURN HEAD COACH BRYAN HARSIN

Record at AU: 2-1 (1st year)  
Career Record: 78-25 (9th year)

## 2021 SCHEDULE AND RESULTS

S. 4	ARMY <sup>RV/RV</sup> .....(ESPNU) hL 10-43
S. 11	at North Carolina <sup>24/22</sup> ..... (BSS) aL 17-59
S. 18	CHARLOTTE..... (ESPN+) hW 20-9
S. 25	at Auburn <sup>23/23</sup> .....(SECN) 4 p.m.
O. 2	APPALACHIAN STATE..... TBA
O. 9	at ULM..... 8 p.m.
O. 23	TEXAS STATE..... TBA
O. 30	at Georgia Southern..... 6 p.m.
N. 4	at Louisiana (Thu.) <sup>-RV</sup> ..... (ESPN) 7:30 p.m.
N. 13	at Coastal Carolina <sup>17/17</sup> ..... TBA
N. 20	ARKANSAS STATE..... TBA
N. 27	TROY..... TBA

All Times Eastern

Rankings are AP/Coaches

## GEORGIA STATE FOOTBALL

- Playing its 12th season in 2021 after launching the program in 2010.
- Earned full FBS status in 2014 and then reached first bowl game in 2015.
- Four bowl berths in the last six years
- Three bowl games in four seasons under head coach Shawn Elliott
- Back-to-back winning seasons and bowl berths in 2019-20

## GEORGIA STATE (1-2) at No. 23/23 AUBURN (2-1)

Saturday, Sept. 25 | 4 p.m. ET | SECN | Jordan-Hare Stadium

**THE KICKOFF:** Coming off a hard-fought victory over Charlotte, Georgia State (1-2) faces its second nationally-ranked, Power Five foe in three games as the Panthers travel to No. 23 Auburn (2-1).

> Georgia State earned its first win with a 20-9 victory over previously unbeaten Charlotte Saturday night at Center Parc Stadium. The Panthers controlled the line of scrimmage on both sides, rushing for 298 yards on offense while holding the 49ers to just 276 yards of total offense.

**A CASE FOR THE DEFENSE:** The GSU defense was outstanding in the Panthers' 20-9 win over Charlotte, which had entered the game averaging 34.5 points, including a win over ACC foe Duke.

> Georgia State held Charlotte to just 276 yards of total offense and an average of 4.1 yards per play. The 49ers managed 118 yards rushing and 158 yards passing.

> 276 yards is the seventh-best single-game defensive performance in program history and the fewest yards allowed by GSU since a 262-yard game vs. ULM in 2018.

> ILB Blake Carroll led the effort with nine tackles, a sack, a pass breakup and a forced fumble at the GSU 13-yard line with the Panthers holding a 13-9 lead late in the third quarter.

**IN A RUSH:** The Panthers rushed for 298 yards in the win over Charlotte, with four players gaining 60 or more yards: Destin Coates (83), Tucker Gregg (76), Jamyest Williams (73), QB Darren Grainger (64).

> 298 yards rushing is the seventh-best figure in program history. All but one of the top seven rushing games have come in the three seasons under offensive coordinator Brad Glenn (2019-present).

> Leading 13-9 with nine minutes to play, GSU forced a punt and took over at its own 10-yard line. The Panthers proceeded to eat up 7:20 on the clock by running 13 straight times for 90 yards, capped by Jamyest Williams' 13-yard TD WITH 1:38 left.

**GRAINGER DEBUT:** Darren Grainger, the junior transfer, made his first start for the Panthers in the win over Charlotte. The

Furman transfer passed for 139 yards and two touchdowns while rushing for 64 yards on 16 carries. He threw TD passes of 35 yards (Jamari Thrash) and 28 yards (Ja'Cyais Credle).

**PANTHERS vs. POWER FIVE:** Georgia State is playing its first contest against a Southeastern Conference foe since the Panthers' 38-30 victory at Tennessee in the 2019 season opener, the program's first win over a Power Five team. (The scheduled 2020 game at Alabama was canceled.)

> In that Tennessee win, Georgia State trailed 17-14 at the half but outscored the Vols 24-13 in the second half. Tra Barnett's 19-yard run gave GSU a 28-23 lead, and then quarterback Dan Ellington sealed the win with a 22-yard touchdown run with five minutes left. Now Georgia State's running backs coach, Ellington also threw two TD passes in the game, and the GSU defense held Tennessee to 98 yards rushing.

> This is the second of two games in three weeks against ranked Power Five opponents for the Panthers, who fell at No. 24/22 North Carolina two weeks ago.

> GSU is playing two Power Five foes in a season for the third time in its history, along with 2013 (West Virginia and Alabama) and 2014 (Washington and Clemson).

> The Auburn game will be Georgia State's 13th game against an opponent from the Power Five, including games against ACC, SEC, Big Ten, Big 12 and Pac 12 foes. GSU is 1-3 vs. the SEC.

> In the program's first 10 years of existence, the Panthers played at Alabama twice and at Tennessee twice, along with trips to West Virginia, Clemson, Washington, Oregon, Wisconsin, Penn State and NC State.

> Georgia State also has future games scheduled at South Carolina (2022), at LSU (2023), vs. Vanderbilt (home-and-home, 2024-2025), vs. Georgia Tech (home-and-home, 2024-2026), at Ole Miss (2026) and vs. Wake Forest (home-and-home, 2029-2030).

> As an assistant coach at South Carolina from 2010-16, head coach Shawn Elliott faced Auburn three times, but the Tigers won all three meetings. Elliott's USC teams played at Auburn in 2010 and 2014.

## GEORGIA STATE BY THE NUMBERS

# 10

Number of games in its history that GSU has played on natural grass (Last: at Tennessee, 2019)

# 276

Total yards allowed by GSU defense in win vs. Charlotte (seventh-lowest in school history).

# 333

Career points by PK Noel Ruiz, No. 3 among all active FBS players.

**GENERAL INFORMATION**

Full Name	Georgia State University
Location	Atlanta, Ga.
Founded	1913
Enrollment	53,000
Nickname	Panthers
Colors	Blue & White
Affiliation	NCAA Division I FBS
Conference	Sun Belt Conference
President	Dr. M. Brian Blake
Director of Athletics	Charlie Cobb

**COACHING STAFF**

Head Coach	Shawn Elliott
Offensive Coordinator/QBs	Brad Glenn
Defensive Coordinator/OLBs	Nate Fuqua
Safeties	Darius Eubanks
Running Backs	Dan Ellington
Inside Linebackers	Brian Landis
Receivers	Trent McKnight
Offensive Line	Eman Naghavi
Defensive Line	Travian Robertson
CBs/Def. Passing Game Coord.	Cory Peoples
Tight Ends/Recruiting Coord.	Josh Stepp
Strength & Conditioning	John Sisk
Athletic Trainer	Bob Murphy
Equipment Manager	Nate Simon
Asst AD-FB Operations	Steve Wojcikowski
Director of Player Personnel	Ginny Thompson
Dir. of High School Relations	Mark LeGree
GAs	Tyler Gilliam, Will Hunter, Jerry Prutos
QC	Bryson Allen-Williams, Zach Conowal

**FACILITY INFORMATION**


Home Field	"Pete" Petit (puh-TEET) Field at Center Parc Credit Union Stadium
Capacity	25,000
Surface	FieldTurf
First Year as Home to GSU Football	2017
Originally Built	1996

**PROGRAM INFORMATION**

First Season of Football	2010
Joined Sun Belt Conference	2013
Full FBS Eligibility	2014
All-Time Record	43-89 (12th year)
Bowl Record (Last Bowl)	2-2 (2020)

**SPORTS COMMUNICATIONS**

Primary Football Contact	Allison George
Office	404.413.4032
Cell	678.595.7728
email	ageorge@gsu.edu
Secondary Football Contact	Mike Holmes
Office	404.413.4033
Cell	404.259.9716
email	rholmes@gsu.edu
Mailing Address	P.O. Box 3975 Atlanta, GA, 30302-3975
Website	GeorgiaStateSports.com
Twitter	@GeorgiaStateFB, @GSUPanthers



**FAB 50:** Super senior left guard Shamarious Gilmore, the veteran of the Georgia State program, started his 50th straight game in a Panther uniform vs. Charlotte, breaking the school records for games played and career starts. The four-time All-Sun Belt lineman has logged nearly 3,500 snaps in his career.

> Gilmore's 50th game came against the same team against whom he made history in 2017 as the first and only GSU offensive lineman to score a touchdown. After a GSU field goal attempt was tipped, a Charlotte defender tried to field the ball in the end zone but fumbled, and Gilmore, then a redshirt freshman, recovered it for the score.

**MAY THE FOURTH BE WITH YOU:** Senior running back Tucker Gregg had three fourth-down conversion runs in the second half of the win at Charlotte. He also had two fourth-down conversions at North Carolina, giving him five in the last two games.

**THRASH, CREDLE EMERGE:** With top receiver Sam Pinckney sidelined the first three games, sophomores Jamari Thrash and Ja'Cyais Credle have stepped up.

> Thrash is the Panthers leading receiver with 11 catches for 167 yards in three games, including a 35-yard TD catch vs. Charlotte.

> Credle, the transfer from UCF, has five catches for 74 yards in two games. In the win over Charlotte, he had a 33-yard reception to set up a touchdown and then a 28-yard TD catch.

**ALABAMA NATIVES:** Georgia State has five players from the state of Alabama:

QB Cornelious Brown IV (Birmingham/Calera HS); OLB Jamil Muhammad (Madison/James Clemens HS), WR Cadarius Thompson (Florence HS), OLB Terrell Gordon (Phenix City/Central), and ILB Jordan Jones (Smiths Station HS).

> Last season, the Panthers won three games in the state at Troy, at South Alabama and the LendingTree Bowl in Mobile vs. WKU.

**CENTER PARC CREDIT UNION STADIUM** is the home of Georgia State football. The Panthers took over this iconic property, formerly Centennial Olympic Stadium and then Turner Field, for the 2017 season.

The facility was renamed Center Parc Credit Union Stadium as part of a 15-year, \$21 million agreement between Center Parc Credit Union, a division of Atlanta Postal Credit Union (APCU), and Georgia State Athletics, announced on Aug. 11, 2020.

Center Parc Stadium features 25,000 seats for football, a FieldTurf playing surface on "Pete" Petit Field and dramatic views of the Atlanta skyline. The conversion process incorporated the existing seating areas on the north, west and south sides of the stadium with a new grandstand constructed on the east side, formerly the outfield.

The Panthers are in their fifth season in this impressive venue, which also houses the Football Operations Suite, completed in 2019. All of the program's day-to-day operations are at Center Parc Stadium, including practice, weight room, meetings rooms, coaches' offices, athletic training room and equipment room.

Center Parc Stadium was originally constructed as the 85,000-seat Centennial Olympic Stadium and used for the 1996 Centennial Olympic Games. Following the Olympic Games, much of the north end of the stadium was removed in order to convert it to the 49,000-seat baseball park that served as the home of the Atlanta Braves from 1997 through 2016.

The Braves played their final game at Turner Field on Oct. 2, 2016. In November 2016, the Board of Regents approved Georgia State University's purchase of 38 acres of the 68-acre site for \$22.8 million, and the conversion process began in early 2017.

The redevelopment of this iconic property also includes the Georgia State University Convocation Center, scheduled to open in Fall 2022 at the north end of the property, and new Georgia State baseball and softball facilities to be constructed on the footprint of the former Atlanta-Fulton County stadium. Residential, retail and corporate facilities are being developed by Carter and Associates.



## FOOTBALL TIMELINE

Nov. 2006	Football feasibility study completed
Apr. 15, 2007	Dan Reeves named consultant
Apr. 17, 2008	Georgia State officially launched its football program
June 12, 2008	Bill Curry named head coach
Aug. 2008	First six assistant coaches hired
Jan. 4, 2009	First scholarship player, Mark Hogan, enrolled
Feb. 4, 2009	GSU signed its first recruiting class
June 11, 2009	GSU admitted to CAA Football, beginning in 2012
Aug. 11, 2009	First team of 71 players reported
Aug. 14, 2009	Georgia State's first football practice held at NFL YET facility
Fall 2009	First team conducted 60 practices
Mar. 23, 2010	First spring practice began
Mar. 27, 2010	First workout on new field at GSU Practice Complex at 188 MLK
April 10, 2010	First Spring Game at Georgia Dome
Aug. 3, 2010	Inaugural team reported for preseason
Aug. 4, 2010	Preseason practice began
Sept. 2, 2010	Inaugural football game at Georgia Dome: GSU 41, Shorter 7
Nov. 19, 2010	First game vs. FBS opponent at defending national champ Alabama
Aug. 2011	Team moved into GSU Practice Complex
2011 season	GSU played as an FCS Independent
April 9, 2012	GSU accepted invitation to join Sun Belt Conference in July 2013
April 21, 2012	Christo Bilukidi is the first Panther drafted by NFL (Oakland, 6th)
2012 season	GSU began FBS transition, played its only season of CAA Football
Nov. 10, 2012	Bill Curry coached final game at Maine
Dec. 3, 2012	Trent Miles hired as Georgia State's second head coach
July 1, 2013	GSU officially became a member of the Sun Belt Conference
2013 season	First season in FBS/Sun Belt Conference
Aug. 30, 2013	First game as FBS program vs. Samford at the Georgia Dome
Oct. 12, 2013	Inaugural Sun Belt Conference game vs. Troy at the Georgia Dome
2014 season	GSU is eligible for Sun Belt title and postseason bowl games.
Aug. 27, 2014	First win as an FBS program: GSU 38, Abilene Christian 37
Sept. 12, 2015	First win over FBS program and first Sun Belt Conference win: GSU 34, New Mexico State 32 (away)
Dec. 19, 2015	First bowl game: GSU vs. San Jose State in AutoNation Cure Bowl
Nov. 19, 2016	Defeated Georgia Southern 30-24 in last game in Georgia Dome.
Dec. 9, 2016	Shawn Elliott introduced as Georgia State's third head coach.
Jan. 5, 2017	Georgia State University finalizes acquisition of Turner Field property.
Aug. 31, 2017	Inaugural Game at Georgia State Stadium vs. Tennessee State.
Dec. 15, 2017	Panthers defeat Western Kentucky 27-17 in AutoNation Cure Bowl for first bowl win, first FBS winning season
Summer 2019	Program occupies new Football Operations Suite at GSU Stadium.
Aug. 31, 2019	First Power 5 win: GSU 38, Tennessee 30 at Knoxville, Tenn.
Nov. 16, 2019	First home game against Top 25 team vs. No. 24 App State at GSU Stadium.

**SUPER SENIORS:** Georgia State has six "super seniors" who have returned for an extra year of eligibility: LG Shamarius Gilmore, TE Roger Carter, NG Dontae Wilson, OLB DeAndre Bowman, PK Noel Ruiz, S Chris Moore. Gilmore (6th year), Bowman (6th), Carter (5th) and Wilson (5th) have spent their entire careers at GSU while Ruiz and Moore enrolled in 2020 as graduate transfers.

**SCHEDULE NOTES:** Georgia State is facing the most challenging schedule in program history.

> The Panthers are facing seven teams that played in bowl games in 2020, including six foes who won eight or more games.

> Three GSU opponents were ranked in the Preseason Top 25: North Carolina (No. 10 AP/No. 9 Coaches), Louisiana (No. 23 AP & Coaches) and Coastal Carolina (No. 22 AP/No. 24 Coaches). Auburn (both), Army (both) and App State (Coaches) were receiving votes.

> GSU is one of just five Group of 5 teams with three preseason ranked opponents on its 2021 schedule. Two of the others are also in the Sun Belt in ULM and Arkansas State, along with Tulane and Tulsa.

> Georgia State is one of only three Group of 5 teams not playing an FCS team in 2021, along with Navy and Boise State.

> In addition to the challenging non-conference slate, Georgia State's Sun Belt schedule features the two of the league's two teams, Louisiana and Coastal Carolina, in back-to-back weeks, both on the road.

### 2020 SEASON HIGHLIGHTS:

> Georgia State won its final three games of 2020 and four its last five, capped by a victory over Western Kentucky in the LendingTree Bowl as the Panthers posted back-to-back winning seasons (6-4) and bowl appearances for the first time in program history.

> The Panthers averaged a school-record 33.3 points per game in 2020, and have scored 52 points, the program high against an FBS opponent, four times in the last two seasons, including twice in 2020.

> Two of GSU's four losses in 2020 came to nationally-ranked opponents, and the Panthers suffered three losses by a total of 14 points, each coming down to the final possession.

> Over the last three games of 2020, the GSU defense allowed an average of 18.3 points and 334.7 yards in wins over South Alabama (14 points, 324 yards) and Georgia Southern (24 points, 370 yards) and a three-point loss at App State (17 points, 310 yards).

> Georgia State ranked No. 7 in FBS with a school-record 35 sacks in 2020, including 21 over the last five games.

> GSU was No. 8 in FBS with 21 turnovers caused (12 interceptions, nine fumble recoveries), including two touchdowns.

> The GSU defense set a program record by allowing an average of 3.86 yards per rush. The Panthers' average of 136.7 rushing yards allowed is the second-best figure in school history.

> GSU placed a school-record 14 individuals on the All-Sun Belt Conference team, led by first-team selection Shamarius Gilmore. The senior left guard is the first GSU player to earn four straight all-conference honors.

**CONSISTENT "LINE"UP:** Georgia State's starting offensive line has combined for 152 career starts, led by left guard Shamarius Gilmore with 50 starts.

In that group, Gilmore, Sumter and Bartlett have started Georgia State's last 31 games.

LG Shamarius Gilmore, 50 starts  
RG Pat Bartlett, 32 starts  
C Malik Sumter, 31 starts  
LT Travis Glover, 26 starts  
RT Johnathan Bass, 12 starts

### RUIZ AMONG TOP ACTIVE KICKERS:

All-Sun Belt Conference placekicker Noel Ruiz ranks among the active FBS leaders in career points, field goals and extra points.

### ACTIVE FBS LEADERS

#### POINTS (PK unless noted)

1. Chandler Staton, App State ..... 375
2. Grayson Atkins, North Carolina ..... 353
3. **Noel Ruiz, Georgia State..... 333**

### FIELD GOALS

1. Matt Coghlin, Michigan State ..... 66
2. Nick Sciba, Wake Forest ..... 61
3. Parker White, South Carolina ..... 61
4. Andre Szmyt, Syracuse ..... 60
5. Christopher Dunn, NC State ..... 59
6. Anders Carlson, Auburn ..... 58
7. Seth Small, Texas A&M ..... 54
8. **Noel Ruiz, Georgia State..... 52**

### PAT

1. Chandler Staton, App State ..... 225
2. Grayson Atkins, North Carolina ..... 209
3. Merek Glover, Tulane ..... 187
4. **Noel Ruiz, Georgia State..... 177**

### COATES RUSHES UP RUSHING LIST:

Senior running back Destin Coates has 1,593 career rushing yards to rank second in GSU history. The Georgia State record is 2,156 yards by Tra Barnett (2016-19). Coates also ranks second to Barnett with 16 rushing touchdowns.

Last season, Coates earned All-Sun Belt honors with 769 yards and seven touchdowns in nine games.

**FUTURE OPPONENTS****2022**

Sept. 3 South Carolina (Away)

Sept. 10 North Carolina (Home)

Sept. 17 Charlotte (Home)

Oct. 1 Army (Away)

Sun Belt Home: Coastal Carolina, Georgia Southern, Louisiana, South Alabama

Sun Belt Away: Appalachian State, Troy, Texas State, Arkansas State

**2023**

Sept. 2 Rhode Island (Home)

Sept. 9 UConn (Home)

Sept. 16 Charlotte (Away)

Nov. 18 LSU (Away)

**2024**

Aug. 31 Georgia Tech (Away)

Sept. 7 Chattanooga (Home)

Sept. 28 Vanderbilt (Home)

Nov. 2 UConn (Away)

**2025**

Sept. 6 Memphis (Home)

Sept. 20 Vanderbilt (Away)

**2026**

Sept. 5 North Carolina A&amp;T (Home)

Sept. 19 Georgia Tech (Home)

Nov. 21 Ole Miss (Away)

**2027**

Sept. 18 UAB (Home)

Sept. 27 East Carolina (Away)

**2028**

Sept. 16 UAB (Away)

**2029**

Sept. 15 Wake Forest (Away)

Sept. 22 UAB (Home)

**2030**

Sept. 14 Wake Forest (Home)

Sept. 21 UAB (Away)

**CAREER RECORDS WATCH:** Panthers moving up GSU career lists (See full updated career leaders later in this notes package).

**CORNELIUS McCOY, WR**

139 receptions (No. 4; No. 3-175)

1,714 receiving yards (No. 4; No. 3-2,950)

10 Receiving TD (T-No. 6; No. 4-12)

**SAM PINCKNEY, WR**

87 receptions (No. 9; No. 8-90)

1,369 receiving yards (No. 7; No. 6-1,357)

12 Receiving TD (T-No. 4; No. 3-17)

**ROGER CARTER, TE**

10 Receiving TD (T-No. 6)

**DESTIN COATES, RB**

1,593 rushing yds. (No. 2; Record: 2,156)

16 rushing TD (No. 2; Record: 19)

96 points (No. 7, No. 6-102)

**QUAVIAN WHITE, CB**

6 interceptions (T-No. 2; Record: 7)

84 interceptions return yards (No. 1)

24 passes defended (No. 2; Record: 25)

**DONTAE WILSON, NG**

9.0 sacks (T-No. 4)

21.0 TFL (No. 5)

**HARDRICK WILLIS, DE**

12.0 sacks (No. 1)

19.0 TFL (T-No. 7)

**NOEL RUIZ, PK**

15 field goals (T-No. 3; No. 2-31)

83 points by kicking (No. 3; No. 2-200)

**POMP AND CIRCUMSTANCE:** Eleven members of this year's team have already earned their undergraduate degree:

Chris Bacon

DeAndre Bowman

Roger Carter

Tyler Gore

Shamarious Gilmore

Jaylon Jones

Chris Moore (from Virginia)

Noel Ruiz (from North Carolina A&amp;T)

Jhi'Shawn Taylor

Malik Sumter

Dontae Wilson

**PANTHER PROS:** Even though Georgia State is playing just its 12th season of football, eight former Panthers have played at least one game in the NFL.

> Four former Panthers are currently on 2021 NFL rosters:

**ALBERT WILSON, WR (GSU 2010-13)**

Miami Dolphins, 8th NFL season

**WIL LUTZ, PK (GSU 2012-15)**

New Orleans Saints, 6th NFL season (Injured)

**CHANDON SULLIVAN, CB (GSU 2014-17)**

Green Bay Packers, 4th NFL season

**PENNY HART, WR (GSU 2015-18)**

Seattle Seahawks, 3rd NFL season

> Former GSU QB Nick Arbuckle (2014-15) and Sun Belt Player of the Year is the starting quarterback for Toronto of the CFL.

**2021 PRESEASON HONORS****QB CORNELIUS BROWN IV**

Manning Award Watch List

FWAA Fresh Four (Nov. 30)

**TE ROGER CARTER**

Preseason All-Sun Belt Conference (2nd team)

John Mackey Award Watch List

Senior Bowl Watch List

**RB DESTIN COATES**

Preseason All-Sun Belt Conference (1st team)

Doak Walker Award Watch List

Senior Bowl Watch List

**G SHAMARIOUS GILMORE**

Preseason All-Sun Belt Conference (1st team)

Outland Trophy Watch List

**S ANTAVIOUS LANE**

Preseason All-Sun Belt Conference (2nd team)

**WR CORNELIUS McCOY**

Preseason All-Sun Belt Conference (2nd team)

**WR SAM PINCKNEY**

Preseason All-Sun Belt Conference (1st team)

Biletnikoff Award Watch List

**PK NOEL RUIZ**

Preseason All-Sun Belt Conference (1st team)

**CB QUAVIAN WHITE**

Preseason All-Sun Belt Conference (2nd team)

**DE HARDRICK WILLIS**

Preseason All-Sun Belt Conference (2nd team)

**NG DONTAE WILSON**

Preseason All-Sun Belt Conference (2nd team)



## HEAD COACH SHAWN ELLIOTT

*In his 24 seasons as a Division I coach, Shawn Elliott has been part of 21 winning seasons and 19 postseason appearances, including three bowl games in his four years at Georgia State.*

A coaching veteran who brought 20 years of experience in winning programs, Shawn Elliott was introduced as Georgia State's third head football coach by President Mark Becker and Director of Athletics Charlie Cobb on Dec. 9, 2016. He came to GSU after highly successful stints at South Carolina, where he served as the co-offensive coordinator, offensive line coach and interim head coach, and Appalachian State, where he coached the offensive line.

In 24 seasons as a Division I coach, Elliott has been part of 21 winning seasons, 19 teams that reached the NCAA playoffs or a bowl game, and three consecutive NCAA FCS titles from 2005-07.

That success has continued at Georgia State, where Elliott has led the Panthers to bowl games and winning seasons in three of his four years in Atlanta, including the first two bowl victories in program history.

Elliott and his staff navigated the unique challenges of 2020 to steer the Panthers to a winning season, capped by a victory in the LendingTree Bowl, marking the first back-to-back winning records and bowl berths in school history as well as the program's highest winning percentage at .600.

The 2020 Panthers featured another prolific offense that averaged a school-record 33.3 points per game and an opportunistic defense that ranked in the top 10 in the nation in sacks

with 35, another school record, and turnovers forced with 21. Along the way, a program-record 14 individuals earned All-Sun Belt Conference honors.

Other highlights of Elliott's first four years at GSU include the first bowl victory in school history, Georgia State's first winning season as an FBS program, and school-record seven-win campaigns in both 2017 and 2019.

The 2019 season began with another major first for the Georgia State program as Elliott's Panthers earned a dominating 38-30 victory over Tennessee at Neyland Stadium for the school's first win over a Power 5 opponent.

Elliott was named the Dodd Trophy National Coach of the Week, and his Panthers were recognized as the FWAA Reveal Suits National Team of the Week. That is the third time that Elliott has been part of the National Team of the Week; his Appalachian State team was recognized for its 2007 victory at Michigan and his South Carolina squad for its 2010 win over No. 1 Alabama.

The win over Tennessee launched a record-setting 2019 season as the Panthers won seven games in the regular season for the first time and achieved their best home record with a 5-1 mark.

Bolstered by one of the top rushing attacks in the nation, the 2019 team set numerous team and individual records, most notably



### HEAD COACH SHAWN ELLIOTT

Full name: Shawn Hardwick Elliott

Born: June 26, 1973

Hometown: Camden, S.C.

Alma Mater: Appalachian State, 1996

Family: Wife Summer, daughter Maddyn, son Max

### COACHING CAREER

1997-09, Appalachian State, assistant coach

2010-16, South Carolina, assistant coach

2015, South Carolina, interim head coach

2017-present, Georgia State, head coach

### HEAD COACHING RECORD

2015	South Carolina (interim)	1-5
2017	Georgia State	7-5
2018	Georgia State	2-10
2019	Georgia State	7-6
2020	Georgia State	6-4
2021	Georgia State	1-2
AT GSU (5th Year)		23-27
OVERALL (6th Year)		24-32

establishing new season standards for points, touchdowns, rushing yards and total offense.

Following the regular-season, 10 Panthers were named to the 2019 All-Sun Belt Conference squad, and the team earned a berth in the NOVA Home Loans Arizona Bowl.

Despite taking over a Georgia State program playing just its eighth season of football in 2017, Elliott not only guided GSU to a bowl game in his first year at the helm, but he led the Panthers to their first bowl victory, 27-17 over Western Kentucky in the AutoNation Cure Bowl. That win gave the program a school-record seven victories in Elliott's first season.

Under Elliott's watch, the Panthers achieved benchmark performances on both sides of the ball. The 2017 GSU defense set season records for fewest points allowed per game, and fewest rushing yards allowed per game (136.4). The defense also recorded the first shutout in school history.



## HEAD COACH SHAWN ELLIOTT (continued)

On offense, the Panthers established new marks, since broken, for highest completion percentage (64.2) and fewest interceptions (9) in a season, as well as most total yards in a game (670) and most points vs. an FBS opponent (47).

Nine Panthers earned All-Sun Belt honors in 2017. Senior cornerback Chandon Sullivan shined in the classroom and on the field as Georgia State's first football Academic All-American and the first Panther to be invited to the Reese's Senior Bowl.

Sullivan, one of three 2017 seniors to sign NFL free agent contracts, is now with the Green Bay Packers.

After inheriting a senior-dominated roster for his first season, Elliott's second campaign proved to be a rebuilding year as the Panthers were forced to play numerous freshmen.

Still, there were many positives during the 2018 season. First-year quarterback Dan Ellington passed for more than 2,000 yards, led the team in rushing and set a school record for fewest interceptions.

Punter Brandon Wright ranked No. 3 in FBS in punting average and net while setting the Sun Belt record at 48.3 yards per kick. The Ray Guy Award semifinalist is GSU's first semifinalist for a major college football award.

Standout receiver Penny Hart finished his career ranked fourth in Sun Belt history in receiving yards and eighth in receptions. He signed a free agent contract with the Indianapolis Colts, as did linebacker Chase Middleton. Hart is now with the Seattle Seahawks.

Individual honors in Elliott's first four seasons include 40 All-Sun Belt Conference honorees, Georgia State's first two players selected to the Reese's Senior Bowl, seven former players signed to NFL free agent contracts and a first-round selection in the CFL draft.

The accolades extend to the classroom with GSU's first Academic All-American® as well as five Academic All-District® selections. The Panthers posted a program-record 3.03 GPA in Elliott's first semester and nearly matched that with a 3.0 for the spring 2020 term.

Before taking over the Georgia State program, Elliott worked seven seasons (2010-16) at South Carolina under Will Muschamp and Steve Spurrier, highlighted by three consecutive 11-win seasons from 2011-13 during the most successful run in the Gamecocks' history. In addition to coaching the offensive line, he was the running game coordinator in 2010 and 2011, was elevated to co-offensive coordinator in 2012, and then served as the interim head coach following Spurrier's retirement midway through the 2015 season.

Elliott originally joined the South Carolina staff in 2010 and helped the Gamecocks reach

five straight bowl games while coaching some of the most prolific and balanced offenses in school history. The Gamecocks turned in the program's best offensive season, statistically, in 2013, averaging 34.1 points while rolling up a school-record 452.3 yards per game.

South Carolina's 2014 unit scored nearly 33 points per game while averaging over 440 yards of offense as All-America and All-Southeastern Conference offensive guard A.J. Cann paved the way. In 2010, Elliott's first season in Columbia, his offensive line blocked for record-setting running back Marcus Lattimore, the National Freshman of the Year.

In addition to Cann, a third-round draft pick by the Jacksonville Jaguars in 2015, Elliott developed future NFL linemen Corey Robinson, Ronald Patrick, Brandon Shell, T.J. Johnson and Rokevious Watkins.

Before going to South Carolina in 2010, Elliott coached his entire career at Appalachian State, his alma mater. In 13 seasons there, he was an integral part of App State's three consecutive NCAA titles from 2005-07 as well as the Mountaineers' historic upset at Michigan in 2007.

Beginning in 1997, he worked two seasons as a defensive assistant (1997-98) and then two seasons as the tight ends coach (1999-00) before taking over the offensive line in 2001.

In nine seasons as the Mountaineers' offensive line coach, Elliott's players earned All-America distinction on 12 occasions, including four different linemen who received first-team All-America accolades. He also coached All-

American and future NFL tight end Daniel Wilcox in 2000. In 2003, offensive lineman Wayne Smith was the first pick in the Canadian Football League Draft. From 2005-07, Elliott coached three-consecutive Southern Conference Jacobs Blocking Trophy recipients.

Elliott helped lead the Mountaineers to 10 NCAA playoff berths in 13 seasons with two trips to the national semifinals and three appearances in the quarterfinals in addition to the three championships.

Elliott was one of three App State coaches to earn the NCAA's Award of Valor for their efforts in rescuing two individuals from an automobile accident in 2000.

The two head coaches under whom Elliott spent the bulk of his time as an assistant coach, Spurrier at South Carolina and Jerry Moore at Appalachian State, are both enshrined in the College Football Hall of Fame.

Elliott was the first player in Mountaineer annals to appear in the NCAA Division I-AA playoffs four separate seasons. He was a four-year letterwinner, helping the Mountaineers to two Southern Conference titles and a combined record of 36-16. He served as a co-captain of the 1995 Appalachian State squad that finished 12-1 while earning all-league distinction as a defensive end.

A native of Camden, S.C., Elliott earned his bachelor's degree from Appalachian State in 1996. He is married to the former Summer Scruggs, also an App State grad and a standout tennis player for the Mountaineers, and the couple has two children, Maddyn and Max.





**NATE FUQUA @OLBeastCoach03**

*Defensive Coordinator/OLBs (5th year at GSU)*  
*Alma Mater: Wofford, 2003*

- His 2020 unit ranked in Top 10 in FBS in sacks (GSU record 35) and turnovers forced (21) while allowing program-record 3.86 yards per rush.
- Nominee for 2017 Broyles Award as nation's top assistant coach as GSU set school records for points (24.75 ppg) and rushing yards allowed (136.4 pg).
- His defense held Tennessee to 98 yards rushing in GSU's 2019 victory.
- Former defensive coordinator at Wofford, which reached 2016 FCS quarterfinals with a defense that was No. 5 in FBS in total defense, No. 6 in scoring defense and No. 12 in rushing defense.
- Two-time All-America nose tackle at Wofford

**BRAD GLENN @Coachbg\_qb**

*Offensive Coordinator/QBs (3rd year at GSU)*  
*Alma Mater: Clemson, 1995*

- Nominee for 2019 Broyles Award as nation's top assistant coach, in his first season on GSU staff.
- GSU has averaged more than 212 yards rushing, 221 yards passing and 32.1 ppg for his two seasons combined.
- His 2020 unit averaged school-record 33.3 ppg.
- In 2019, GSU set program records for points, scoring average, total offense and rushing yards.
- Seven seasons (2012-18) as associate head coach, offensive coordinator and quarterbacks coach at Western Carolina.
- Previously served seven years at Appalachian State on the same staff with Shawn Elliott as the Mountaineers won three straight FCS titles.

**DAN ELLINGTON @\_CoachEllington**

*Running Backs (2nd year at GSU)*  
*Alma Mater: Georgia State, 2020*

- Takes over as running backs coach in 2021
- Began his coaching career as an offensive assistant in 2020 after one of the top playing careers in GSU history.
- Two-time All-Sun Belt Conference quarterback who passed for 4,566 yards and 34 TDs while rushing for 1,293 yards and 11 TDs.
- Authored one of the top moments in Georgia State athletics history with the Panthers' monumental upset at Tennessee in 2019.

**DARIUS EUBANKS @darius\_eubanks**

*Safeties (1st year at GSU)*  
*Alma Mater: Georgia Southern, 2013*

- Former NFL player joins the GSU staff this season from Western Carolina, where he was hired as co-defensive coordinator/safeties coach in 2021.
- At Samford he coached safeties for two seasons (2018-19) and then defensive backs/assistant special teams coordinator for 2020-21 season.
- All-Southern Conference safety at Georgia Southern who spent his NFL career (2013-16) with Cleveland, Dallas and Tampa Bay.

**BRIAN LANDIS @CoachLandis22**


*Inside Linebackers (2nd year at GSU)*  
*Alma Mater: Georgetown College, 2001*

- Both of his starting ILBs earned All-Sun Belt honors in 2020.
- Joined GSU staff in 2020 after three seasons as head coach at Frederick Douglass High School in Louisville, Ky., where he compiled a 35-5 record after starting the program from scratch.
- Previously served on the staffs at Kentucky, Eastern Kentucky and Georgetown College, his alma mater.
- Part of NAIA national championships as a player (2000) and coach (2001) at Georgetown.

**TRENT MCKNIGHT @CoachTMcKnight**

*Wide Receivers (5th year at GSU)*  
*Alma Mater: Samford, 2010*

- Nominee for 2020 Broyles Award as nation's top assistant coach.
- Produced six All-Sun Belt receivers in four years.
- His receivers have been key performers in some of the most prolific offenses in program history
- Worked with current NFL WR Penny Hart in 2017-18.
- Spent four seasons at Samford, where he served as run game coordinator/tight ends coach in 2015, when the Bulldogs ranked No. 7 in FCS in total offense and led SoCon with 34.6 ppg.

**EMAN NAGHAVI @Emannaghavi**

*Offensive Line (1st year at GSU)*  
*Alma Mater: McNeese State, 2008*

- Joins the GSU staff in 2021 after serving as the offensive coordinator and O-line coach at ULM.
- His ULM offenses ranked in top four in Sun Belt in passing and total offense three straight years, and his 2017 unit was Top 25 in FBS in scoring, passing and total offense.
- Previously coached at McNeese State (2015-16, 2011-12) and Texas (2013-14).
- FCS All-American offensive lineman at McNeese.

**CORY PEOPLES @corypeoples**

*Cornerbacks/Defensive Passing Game Coordinator (2nd year at GSU)*  
*Alma Mater: South Carolina, 2005*

- Elevated this season to Defensive Passing Game Coordinator
- Former NFL player
- Three-time recipient of the NFL Bill Walsh Diversity Coaching Fellowship.
- Former defensive coordinator at Albany State with coaching stops at Georgia Southern, Charleston Southern, Clark Atlanta and St. Augustine.
- Played on NJCAA national title team at Georgia Military, then played two years at South Carolina.

**TRAVIAN ROBERTSON @Robertson\_9TWO**

*Defensive Line (3rd year at GSU)*  
*Alma Mater: South Carolina, 2011*

- Coached four All-Sun Belt defensive linemen in 2019 and 2020 and helped GSU increase sack total from 13 to 21 to a school-record 35 in 2020.
- Former GSU graduate assistant who returned to the staff in 2019 after one season at Albany State.
- Seventh-round draft pick of Atlanta Falcons in 2012; played for Falcons, Seattle and Washington over four seasons.
- Standout defensive lineman at South Carolina.

**JOSH STEPP @coach\_stepp**

*Tight Ends/Recruiting Coordinator (5th year at GSU)*  
*Alma Mater: Newberry, 2007*

- Coaches two All-Sun Belt Conference tight ends, including two-time all-conference selection Roger Carter.
- Chosen for 2019 AFCA 35 Under 35 Coaches Leadership Institute.
- Posted a 36-17 record in four seasons (2013-16) as head coach at Lexington (S.C.) High School.
- 4A Lower State Coach of the Year in 2015
- All-American and record-setting QB at Newberry (2004-06).



## DEPTH CHART

## — OFFENSE —

QB	3	Darren Grainger.....	6-4	202	R-Jr.
	4	Cornelius Brown IV.....	6-5	200	R-So.
	10	Mikele Colasurdo .....	6-1	215	R-Fr.
RB	26	Tucker Gregg.....	5-10	220	Sr.
	17	Destin Coates.....	5-11	198	Sr.
-or-	21	Jamyest Williams.....	5-9	185	R-Sr.
	23	Marcus Carroll .....	5-10	205	So.
WR	83	Cornelius McCoy .....	5-11	185	Sr.
	2	Jamari Thrash.....	6-0	180	R-So.
	9	Jacob Freeman.....	5-11	190	R-Fr.
WR	0	Terrance Dixon.....	5-7	175	R-Sr.
	14	Robert Lewis.....	5-11	181	R-Fr.
WR	15	Sam Pinckney.....	6-4	210	R-Jr.
	8	Ja'Cyais Credle .....	6-4	202	So.
	11	Cadarrius Thompson.....	6-3	186	Jr.
TE	5	Roger Carter .....	6-2	250	Sr.*
	88	Aubry Payne .....	6-4	235	R-Sr.
LT	73	Travis Glover .....	6-6	330	R-Jr.
	68	Mason Cook.....	6-3	260	R-Fr.
LG	75	Shamarious Gilmore .....	6-3	295	R-Sr.*
	78	Trey Bonner.....	6-3	280	R-So.
C	62	Malik Sumter .....	6-1	285	R-Sr.
	65	Avery Reece .....	6-2	270	R-So.
RG	64	Pat Bartlett .....	6-4	285	R-Sr.
	76	Jonathan Brown .....	6-5	295	R-Fr.
RT	77	Johnathan Bass.....	6-4	290	R-Jr.
	74	Despelado Alexandre .....	6-4	285	R-Jr.

## — SPECIALISTS —

PK	92	Noel Ruiz.....	5-11	188	Sr.*
	39	Michael Hayes.....	5-9	181	R-So.
P	39	Michael Hayes.....	5-9	181	R-So.
	94	Kade Loggins.....	6-1	182	R-Fr.
SN	66	Seth Glausier .....	5-11	210	Jr.
	51	Charlie Flint.....	6-1	210	Sr.
HO	10	Mikele Colasurdo .....	6-1	215	R-Fr.
	39	Michael Hayes.....	5-9	181	R-So.
PR	20	Quavian White .....	5-10	185	Sr.
	0	Terrance Dixon.....	5-7	175	R-Sr.
KR	20	Quavian White .....	5-10	185	Sr.
	0	Terrance Dixon.....	5-7	175	R-Sr.

\* Denotes super senior

## — DEFENSE —

OLB	10	Jacorey Crawford .....	6-0	213	Sr.
	1	Jontrey Hunter.....	6-2	200	R-Jr.
DE	44	Jeffery Clark.....	6-0	260	R-So.
	98	Javon Denis.....	6-0	264	R-So.
NG	52	Dontae Wilson.....	6-0	275	Sr.*
	97	Akeem Smith.....	6-0	285	R-Jr.
	59	Thomas Gore .....	6-0	280	R-So.
DE	90	Hardrick Willis .....	6-3	260	R-Sr.
	54	Tre Moore .....	6-4	250	R-Jr.
OLB	47	Jhi'Shawn Taylor.....	6-3	211	R-Sr.
	17	Shamar McCollum .....	6-4	215	Jr.
	9	Jamil Muhammad .....	6-2	230	R-So.
ILB	42	Blake Carroll.....	6-1	232	Sr.
	38	Kyle Wright.....	6-0	238	R-Jr.
ILB	40	Jordan Veneziale .....	6-0	217	Jr.
	48	Justin Abraham .....	6-1	233	R-Fr.
S	3	Chris Bacon .....	6-1	193	R-Sr.
	28	Chris Moore .....	6-0	210	R-Sr.*
S	34	Antavious Lane.....	5-9	188	R-So.
	35	Keon Carter .....	5-10	185	R-Sr.
	12	Tyler Gore .....	5-10	175	Sr.
CB	20	Quavian White .....	5-10	185	Sr.
	18	Cameron Sims.....	6-0	180	R-So.
CB	5	Bryquice Brown .....	6-0	180	R-So.
	27	Jaylon Jones .....	5-11	180	R-Sr.

## PRONUNCIATION GUIDE

Despelado Alexandre.....	DESS-pell-ah-doe
Kellan Autenrieth.....	AW-ten-reeth
MarQuez Bargman .....	mar-KEWZ BARJ-man
Bryquice Brown .....	bry-KEECE
Ben Chukwuma.....	choo-KOO-muh
Mikele Colasurdo .....	muh-KAY-lee coll-a-SUR-doe
Ja'Cyais Credle .....	juh-KY-us CRAY-dull
Javon Denis .....	juh-VON DEN-iss
Jontrey Hunter.....	JON-tray
Shamarious Gilmore.....	shu-MARR-ee-us
Seth Glausier .....	GLAW-zser
Travis Glover .....	Hometown Vienna, Ga: VY-en-uh
Ahmon Green .....	uh-MONN
Tyreke Harrison .....	ty-REEK
Jaylon Jones .....	JAY-len
Makkah Jordan.....	muh-KY-uh
Antavious Lane.....	an-TAY-vee-us
Fuches Lewis .....	FEW-shuss
Tre Moore .....	TRAY
Jamil Muhammad .....	juh-MEEL
Ikenine Ochie .....	ee-ken-NEE-nay O-chee
Noel Ruiz.....	no-ELL roo-EEZ
Jhi'Shawn Taylor.....	juh-SHAWN
Jordan Venziale .....	VEN-zee-al
Quavian White .....	KWAY-vee-un
Jamyest Williams.....	juh-MY-est
Tailique Williams .....	ty-LEEK
Dontae Wilson .....	DON-tay

## COACHES:

Nate Fuqua.....	FEW-kway
Eman Naghavi.....	eee-MONN nuh-GAH-vee

## NUMERICAL ROSTER

No.	Name	Pos	Ht	Wt	Cl.	Hometown	High School/Previous School
0	Terrance Dixon	WR	5-7	175	R-Sr.	Columbus, Ga.	Columbus
1	Jontrey Hunter	OLB	6-2	200	R-Jr.	Tampa, Fla.	Sickles
2	Jamari Thrash	WR	6-0	180	R-So.	LaGrange, Ga.	Troup County
3	Chris Bacon	S	6-1	193	R-Sr.	Atlanta, Ga.	Westlake
3	Darren Grainger	QB	6-4	202	R-Jr.	Conway, S.C.	Conway/Furman
4	Cornelius Brown IV	QB	6-5	200	R-So.	Birmingham, Ala.	Calera
5	Bryquice Brown	CB	6-0	180	R-So.	Dorchester, Mass.	Lithia Springs (Ga.)
5	Roger Carter	TE	6-2	250	Sr.*	Columbia, S.C.	Blythewood
7	Deandre Bowman	OLB	5-10	185	R-Sr.*	Columbus, Ga.	Pacelli
8	Ja'Cyais Credle	WR	6-4	202	So.	Columbus, Ga.	Carver
8	Jaquez Pennimon	S	6-0	185	R-So.	Macon, Ga.	Southwest
9	Jacob Freeman	WR	5-11	190	R-Fr.	LaGrange, Ga.	Callaway
9	Jamil Muhammad	OLB	6-2	230	R-So.	Madison, Ala.	James Clemens
10	Mikele Colasurdo	QB	6-1	215	R-Fr.	Inman, S.C.	Chapman
10	Jacorey Crawford	OLB	6-0	215	Sr.	Thomson, Ga.	Thomson
11	Chance Singleton	CB	6-2	180	Jr.	Annapolis, Md.	New Town/Susquehanna
11	Cadarrius Thompson	WR	6-3	186	Jr.	Florence, Ala.	Florence
12	Tyler Gore	S	5-10	175	Sr.	North Myrtle Beach, S.C.	North Myrtle Beach
12	Stratton Tripp	QB	6-2	193	Fr.	Cartersville, Ga.	Cartersville
13	Christian Thomas	WR	6-3	190	R-Fr.	Loganville, Ga.	Greater Atlanta Christian
14	Robert Lewis	WR	5-11	181	R-Fr.	Covington, Ga.	Newton
15	Sam Pinckney	WR	6-4	210	R-Jr.	Greenwood, S.C.	Greenwood
16	Tailique Williams	WR	5-9	170	R-Fr.	Pine Mountain, Ga.	Harris County
17	Destin Coates	RB	5-11	200	Sr.	Tallahassee, Fla.	Rickards
17	Shamar McCollum	OLB	6-4	215	Jr.	Hamer, S.C.	Dillon/Wake Forest
18	Jaquan Dixon	RB	5-11	175	Fr.	Loris, S.C.	Green Sea Floyds
18	Cameron Sims	CB	6-0	180	R-So.	Memphis, Tenn.	Lausanne Collegiate
19	Tony McCray Jr.	CB	5-11	170	Fr.	Clarksdale, Miss.	Lake Cormorant
20	Quavian White	CB	5-10	185	Sr.	Greer, S.C.	Greer
21	Jamyest Williams	RB	5-9	185	R-Sr.	Athens, Ga.	Grayson/South Carolina
22	Jalen Tate	S	6-0	186	R-Fr.	Pelzer, S.C.	Greenville
23	Marcus Carroll	RB	5-10	205	So.	Union City, Ga.	Hapeville Charter
23	Terrell Gordon	OLB	6-1	190	So.	Phenix City, Ala.	Central
24	Tyreke Harrison	S	5-10	180	R-So.	Plant City, Fla.	Plant City
24	Antoine Lane	RB	5-9	188	R-Jr.	West Palm Beach, Fla.	Palm Beach Gardens
25	Dawson Hill	RB	5-11	200	R-Jr.	Plantation, Fla.	South Plantation
26	Tucker Gregg	RB	5-10	220	Sr.	Chatsworth, Ga.	Murray County
27	Jaylon Jones	CB	5-11	180	R-Sr.	Dacula, Ga.	Dacula
28	Chris Moore	S	6-0	210	R-Sr.*	Ashburn, Va.	Broad Run/Virginia
29	Courtney Williams	CB	6-2	190	R-Jr.	LaGrange, Ga.	Callaway
30	Makkah Jordan	S	5-10	180	Fr.	St. Petersburg, Fla.	Calvary Christian School
31	Ronald Cooper	S	5-11	180	Fr.	Savannah, Ga.	Jenkins
32	Zach Dixon	ILB	6-1	215	R-Jr.	Hollywood, Fla.	Chaminade-Madonna
33	T.J. Smith	DL	6-2	240	R-Jr.	Laurinburg, N.C.	Scotland
34	Antavious Lane	S	5-9	180	R-So.	West Palm Beach, Fla.	William T. Dwyer
35	Keon Carter	S	5-10	185	R-Sr.	Decatur, Ga.	Norcross
35	Herman McCray	TE	6-4	245	R-Jr.	West Palm Beach, Fla.	Oxbridge Academy
36	Thomas Jones	TE	6-1	210	R-Fr.	Monroe, Ga.	George Walton Academy
37	Evan Graham	ILB	6-1	225	Fr.	St. Petersburg, Fla.	Boca Ciega
38	Kyle Wright	ILB	6-0	238	R-Jr.	Columbia, S.C.	Ben Lippen/North Carolina
39	Michael Hayes	PK-P	5-9	181	R-So.	Florence, S.C.	West Florence
40	Jordan Veneziale	ILB	6-0	217	Jr.	Dallas, Ga.	North Paulding
41	Ikenine Ochie	DL	6-4	235	Sr.	Albany, Ga.	Westover
42	Blake Carroll	ILB	6-1	232	Sr.	Lawrenceville, Ga.	Mountain View
43	Chris Davis Jr.	OLB	6-3	215	Fr.	Tampa, Fla.	Armwood

## NUMERICAL ROSTER

No.	Name	Pos	Ht	Wt	Cl.	Hometown	High School/Previous School
44	Jeffery Clark	DE	6-0	260	R-So.	Powder Springs, Ga.	McEachern
45	Jordan Jones	ILB	6-0	210	Fr.	Smiths Station, Ala.	Smiths Station
46	Tristan Lyon	P-PK	6-1	215	Fr.	Gainesville, Ga.	Gainesville
47	Jhi'Shawn Taylor	OLB	6-3	211	R-Sr.	Cordele, Ga.	Crisp County
48	Justin Abraham	ILB	6-1	233	R-Fr.	Hartsville, S.C.	Hartsville
49	Joseph Lopez	ILB	6-0	217	R-So.	Dacula, Ga.	Dacula
50	Tylon Dunlap	DL	6-1	261	Fr.	Charlotte, N.C.	Harding University
51	Charlie Flint	LS	6-1	210	Sr.	Pembroke, Ga.	Bryan County
52	Dontae Wilson	NG	6-0	275	Sr.*	Jefferson, Ga.	Jefferson
53	Markland Davis	ILB	6-1	225	Jr.	Suwanee, Ga.	North Gwinnett
54	Tre Moore	DE	6-4	250	R-Jr.	North Augusta, S.C.	Strom Thurmond
56	Fuches Lewis II	DL	6-3	290	Fr.	Savannah, Ga.	Calvary Day School
56	Collin Westfelt	LS	6-1	218	R-Fr.	Acworth, Ga.	Allatoona
57	Marcus Anderson	ILB	5-10	227	R-So.	Moultrie, Ga.	Colquitt County
58	Jamarion Ellis	DL	6-2	244	Fr.	Eastman, Ga.	IMG Academy
59	Thomas Gore	NG	6-0	270	R-So.	Nashville, Tenn.	Brentwood Academy
60	Ronald Folkes	OL	6-4	265	R-So.	Belle Glade, Fla.	William T. Dwyer
61	Cameron Dye	OL	6-4	265	Fr.	Milton, Ga.	Milton
62	Malik Sumter	C	6-1	285	R-Sr.	Irmo, S.C.	Dutch Fork
63	Justin Watson	DL	6-2	260	Fr.	John's Creek, Ga.	North Gwinnett
64	Pat Bartlett	G	6-4	285	R-Sr.	Newtown, Pa.	Council Rock North
65	Avery Reece	C	6-2	260	R-So.	Anderson, S.C.	Belton-Honea Path
66	Seth Glausier	LS	5-11	210	Jr.	Jefferson, Ga.	Jefferson
67	Ben Chukwuma	OL	6-6	280	Sr.	Austell, Ga.	Campbell
68	Mason Cook	T	6-3	260	R-Fr.	Columbus, Ga.	Central (Ala.)
69	MarQuez Bargman	OL	6-3	285	Fr.	Port St. Lucie, Fla.	Treasure Coast
70	Chandler Durham	OL	6-3	285	R-Fr.	McDonough, Ga.	Ola
71	Cameron Golden	OL	6-4	275	R-So.	Fort Pierce, Fla.	Fort Pierce Central
72	Luis Cristobal	C	6-0	274	R-So.	Miami, Fla.	Christopher Columbus
73	Travis Glover	T	6-6	330	R-Jr.	Vienna, Ga.	Dooley County
74	Despelado Alexandre	T	6-4	285	R-Jr.	Deerfield Beach, Fla.	Deerfield Beach
75	Shamarious Gilmore	G	6-3	295	R-Sr.*	Riverdale, Ga.	Drew
76	Jonathan Brown	G	6-5	295	R-Fr.	Anderson, S.C.	T.L. Hanna
77	Johnathan Bass	T	6-4	290	R-Jr.	Acworth, Ga.	Kell
78	Trey Bonner	G	6-3	280	R-So.	Gray, Ga.	Jones County
79	Montavious Cunningham	OL	6-3	295	Fr.	Athens, Ga.	Clarke Central
81	Spencer Gaddis	WR	5-11	175	R-Jr.	Alpharetta, Ga.	Alpharetta/Western Kentucky
82	Jaylin Tolbert	WR	6-3	215	Fr.	Greenwood, S.C.	Greenwood
83	Cornelius McCoy	WR	5-11	185	Sr.	Deerfield Beach, Fla.	Deerfield Beach
84	Kris Byrd	TE	6-1	235	R-Fr.	Lyman, S.C.	Byrnes
85	Ahmon Green	TE	6-2	240	So.	Columbia, S.C.	Westwood
86	Ezeqiel Marion	TE	6-3	210	R-Fr.	Perry, Ga.	Perry
87	Donavon Grier	WR	5-11	165	R-Sr.	Snellville, Ga.	Shiloh
88	Aubry Payne	TE	6-4	235	R-Sr.	Locust Grove, Ga.	Locust Grove/Western Carolina
89	Kellan Autenrieth	WR	5-11	190	R-Fr.	Dallas, Ga.	North Paulding
90	Jake Marion	PK	5-11	180	Fr.	Lexington, N.C.	North Davidson
90	Hardrick Willis	DE	6-3	260	R-Sr.	Jonesboro, Ga.	Mundy's Mill
92	Noel Ruiz	PK	5-11	188	Sr.*	Wilson, N.C.	Fike/North Carolina A&T
93	Jeremy Butler	DL	6-3	225	R-Fr.	McDonough, Ga.	Eagle's Landing Christian
94	Kade Loggins	PK-P	6-1	182	R-Fr.	Newnan, Ga.	Northgate
95	Santanna Willis	DL	6-3	290	Fr.	Warner Robins, Ga.	Warner Robins
96	Miles Dickens	DE	6-2	247	R-So.	Deerfield Beach, Fla.	Deerfield Beach
97	Akeem Smith	NG	6-0	290	R-Jr.	Richmond, Va.	Bishop Sullivan Catholic
98	Javon Denis	DE	6-0	264	R-So.	Deerfield Beach, Fla.	Deerfield Beach
99	Omarion Hammond	DL	6-3	260	Fr.	Columbia, S.C.	AC Flora





### 3 - CHRIS BACON

S • 6-1, 193 • R-Sr.  
Atlanta, Ga. (Westlake)

- Safety who has moved into the starting lineup as a senior
- Has two career interceptions.
- Helped seal the Panthers' win vs. Charlotte with his fumble recovery at the GSU 13-yard line late in

the third quarter.

- Career-high seven tackles at North Carolina.
- In 2019, he grabbed an interception against No. 24 App State and returned it 34 yards for a touchdown to give the Panthers a 21-7 lead.
- Started two games as a freshman in 2018 and made 25 tackles with an interception against ULM and a forced fumble at NC State.

#### CAREER STATISTICS

Year	G	UA-A	Total	TFL	Sack	Int	PB	FR	FF
2018	11	15-10	25	1-2	0-0	1-0	0	0	1
2019	12	18-16	34	3-5	0-0	1-34 (td)	1	0	0
2020	9	23-5	28	1-3	0-0	0	1	0	0
2021	3	9-7	16	0-0	0-0	0	1	1-0	1
Total	36	44-30	103	5-10	0-0	2-34	1	1-0	1

#### CAREER HIGHS

**Tackles:** 7 vs. Appalachian State, 2018; North Carolina, 2021  
**Interceptions:** 1 vs. ULM, 2018; Appalachian State, 2019 (TD)



### 64 - PAT BARTLETT

G • 6-4, 285 • R-Sr.  
Newtown, Pa. (Council Rock North)

- Third-year at right guard (32 career starts, including 31 in a row).
- Helped the GSU offense average 32 points, 221 yards rushing and 433 yards of total offense per game over the 2019-20 seasons.
- Made five starts in 2018 before moving into the starting lineup full-time in 2019. Also started the 2017 opener as a true freshman before a season-ending injury.
- Also on the PAT-FG and punt units, he played 103 snaps vs. Texas State, 109 vs. Arkansas State and 90 vs. Coastal Carolina in 2019. In 2020, he played 104 snaps vs. Arkansas State.



### 77 - JOHNATHAN BASS

T • 6-4, 290 • R-Jr.  
Acworth, Ga. (Kell)

- Second-year starter at right tackle.
- Moved into the starting lineup in 2020 Game 2 vs. East Carolina and started every game since (12 straight)
- Helped the GSU offense average a school-record 33.3 points and 424.3 yards of total offense per game in 2020.



### 4 - CORNELIOUS BROWN IV

QB • 6-5, 200 • R-So.  
Birmingham, Ala. (Calera)

- \* 2020 FWAA Freshman All-American Watch List
- \* Sun Belt Offensive Player of the Week (Nov. 9, 2020)
- \* Manning Award Watch List

- Enjoyed a strong first season as the starting quarterback after earning the job in off-season competition.
- Nicknamed Quad.

#### 2020 SEASON HIGHLIGHTS

- MVP of 39-21 victory over WKU in 2020 LendingTree Bowl
- Finished second in the Sun Belt in passing (227.8 ypg), total offense (257.9 ypg) and points responsible for (14.6 pg).
- Accounted for 24 TDs (17 passing, 7 rushing). His seven rushing TDs are the most ever by a GSU freshman.
- Named to the 2020 FWAA Freshman All-American Watch List
- Averaged 313 yards passing yards and 336 total offense yards per game while completing 65 percent (63-97) of his passes on GSU's season-ending three-game winning streak vs. South Alabama, Georgia Southern and WKU.
- MVP of the LendingTree Bowl after passing for 232 yards and three touchdowns while rushing 10 times for 40 yards. Directed four straight touchdown drives in a 19-minute span to turn a 7-0 deficit into a commanding 27-7 halftime lead.
- Named Sun Belt Offensive Player of the Week after he accounted for four touchdowns in 52-34 win over ULM. Passed for 241 yards and three TDs and added a 3-yard scoring run.
- Tied the GSU record by accounting for five touchdowns vs. Arkansas State. Threw three TD passes and rushed for scores of 35 and 11 yards. Passed for 314 yards on 18 completions and rushed for 83 yards on 13 attempts.
- Passed for 238 yards and three TDs to lead GSU to 49-29 win over East Carolina. TD passes of 38 yds and 13 yds to Sam Pinckney and 22 yards to Jamari Thrash.
- Made his first start vs. No. 19 Louisiana. Was 22-for-39 for 196 yards with one TD. Rushed 15 times for 64 yards and one TD.
- Passed for two touchdowns and rushed for a third score in win over Troy.
- Had 334 yards passing in win at South Alabama. Overcame a slow start to direct four straight scoring drives in the second half. Finished the game by completing his last 10 passes for 207 yards.
- Career-high 372 yards passing in win over Georgia Southern. Directed 17 straight fourth quarter points to rally the Panthers from a 24-13 deficit. Scored the go-ahead TD on a 1-yard plunge with 2:54 to play, then hit Sam Pinckney for 2-point conversion.

#### 2019 SEASON HIGHLIGHTS

- Played in four games in 2019 to preserve his redshirt year.
- Played the entire second half at ULM. Completed eight passes for 80 yards and rushed three times for 14 yards.

#### CAREER STATISTICS

Year	G-GS	Cm-Att	Int	Pct	Yds	TD	LP	Sack	PG
2019	4-0	11-28	1	.393	130	0	34	0	32.5
2020	10-10	178-304	10	.586	2278	17	65	12	227.8
2021	3-2	24-46	2	.522	197	0	18	4	98.5
Total	17-12	203-378	13	.563	2605	17	65	16	162.8

Year	Rsh	Yards	Avg	TD	LP	Ply	Total	TDR	PG
2019	4	15	3.8	0	9	32	145	0	36.2
2020	98	301	3.1	7	35	402	2579	24	257.9
2021	14	-10	--	1	8	60	187	1	93.5
Total	116	306	2.7	8	35	494	2911	25	181.9

## GAME-BY-GAME STATISTICS

2021.....C-A	Yds	TD	Int	LP	Rsh	Yds	TD	LP	TO-TD	Sck
Army.....12-20	129	0	1	18	5	-27	0	1	102-0	3
UNC.....12-26	68	0	1	12	9	17	1	29	85-1	1
Charlotte.....0-0	0	0	0	0	0	0	0	0	0-0	0
2020.....C-A	Yds	TD	Int	LP	Rsh	Yds	TD	LP	TO-TD	Sck
Louisiana.....22-39	196	1	1	28	15	64	1	23	260-2	2
ECU.....18-28	238	3	2	42	6	26	0	13	264-3	0
Ark State.....18-35	307	3	0	57	13	83	2	35	397-5	0
Troy.....20-30	169	2	1	36	10	13	1	5	182-3	1
CCU.....6-10	30	0	1	11	8	3	0	6	36-0	3
ULM.....20-32	241	3	0	57	9	30	1	21	271-4	0
App State.....11-33	152	1	0	40	11	12	0	13	164-1	3
USA.....19-28	334	0	3	65	10	31	1	6	365-1	0
GS.....28-39	372	1	1	45	6	-1	1	5	371-2	2
WKU.....16-30	232	3	1	33	10	40	0	15	272-3	1
2019.....C-A	Yds	TD	Int	LP	Rsh	Yds	TD	LP	TO-TD	Sck
Furman.....0-0	0	0	0	0	0	0	0	0	0-0	0
WMU.....0-5	0	0	1	0	0	0	0	0	0-0	0
ULM.....8-18	80	0	0	31	3	14	0	9	94-0	0
App State.....3-5	50	0	0	34	1	1	0	1	51-0	0

## CAREER HIGHS

**Pass Attempts:** 39 vs. Louisiana, 2020; Georgia Southern, 2020  
**Pass Completions:** 28 vs. Georgia Southern, 2020  
**Passing Yards:** 372 vs. Georgia Southern, 2020  
**TD Passes:** 3 vs. East Carolina, 2020; Arkansas State, 2020; ULM, 2020  
**Long Completion:** 65 vs. South Alabama, 2020 (Sam Pinckney)  
**Rushing Attempts:** 15 vs. Louisiana, 2020  
**Rushing Yards:** 83 vs. Arkansas State, 2020  
**Long Rush:** 35 vs. Arkansas State, 2020  
**TD Rushing:** 2 vs. Arkansas State, 2020  
**Total Offense Yards:** 397 vs. Arkansas State, 2020  
**TDR:** 5 vs. Arkansas State, 2020 (3 Pass, 2 Rush)



## 42 - BLAKE CARROLL

ILB • 6-1, 232 • Sr.

Lawrenceville, Ga. (Mountain View)

\* 2020 All-Sun Belt (honorable mention)

- Georgia State's top returning tackler after earning honorable mention All-Sun Belt recognition 2020, his first season as a starter.
- GSU's second-leading tackler with 20, including team-leading 3.5 TFL and 2.5 sacks.

## 2021 SEASON HIGHLIGHTS

- Helped hold Charlotte to 276 yards of offense as he had nine tackles, a sack and pass breakup. Made the key defensive play of the 20-9 win as he forced a fumble that teammate Chris Bacon recovered at the GSU 13-yard line late in the third quarter.
- Had 2.5 tackles for loss, including 1.5 sacks, at No. 22 North Carolina

## 2020 SEASON HIGHLIGHTS

- Team's leading tackler with 74 stops, including 5.5 tackles for loss with one sack. Had four pass breakups, two fumble recoveries and one forced fumble.
- Average of 5.2 solo tackles per game ranked third in the Sun Belt; 10th overall with 7.4 tackles per game.
- Scooped up a fumble and returned it 74 yards for a touchdown vs. Arkansas State for the second-longest defensive score in program history.
- Career-high 14 tackles against Georgia Southern, when he recovered a fumble in the final two minutes at the GS 21-yard line to help seal the win.

## CAREER STATISTICS

Year.....	G	UA-A	Total	TFL	Sack	Int	PB	FR	FF
2018.....	12	3-5	8	1-2	1-2	0	0	0	0
2019.....	9	5-3	8	1-3	0-0	0	0	0	0
2020.....	10	52-22	74	5.5-16	1-3	0	4	2-77	1
2021.....	3	13-7	20	3.5-12	2.5-11	0	1	0	1
Total.....	34	73-37	110	11-34	4.5-16	0	5	2-77	2

## GAME-BY-GAME STATISTICS

2021.....UA-A	Total	Sack	TFL	FF	FR	Int	PB	BK
Army.....	4-0	4	0	0	0	0	0	0
UNC.....	3-3	6	1.5-3	2.5-4	0	0	0	0
Charlotte.....	8-1	9	1-8	1-8	1	0	0	1
2020.....UA-A	Total	Sack	TFL	FF	FR	Int	PB	BK
Louisiana.....	4-0	4	0	0	0	0	0	0
ECU.....	3-2	5	0	0.5-1	0	0	0	2
Arkansas St.....	5-1	6	0	0	0	(TD) 1-74	0	0
Troy.....	8-0	8	0	1-3	1	0	0	1
CCU.....	4-1	5	0	0	0	0	0	1
ULM.....	5-2	7	0	0	0	0	0	0
App State.....	6-5	11	1-3	3-10	0	0	0	0
USA.....	5-3	8	0	1-2	0	0	0	0
GS.....	9-5	14	0	0	0	1-3	0	0
WKU.....	1-1	2	0	0	0	0	0	0

## CAREER HIGHS

**Tackles:** 14 vs. Georgia Southern, 2020  
**TFL:** 3 vs. App State, 2020  
**Sacks:** 1.5 vs. North Carolina, 2021



## 5 - ROGER CARTER

TE • 6-2, 250 • Sr.\*

Columbia, S.C. (Blythewood)

- \* 2019 All-Sun Belt (honorable mention)
- \* 2020 All-Sun Belt (3rd team)
- \* 2021 Preseason All-Sun Belt (2nd team)
- \* John Mackey Award Watch List
- \* Senior Bowl Watch List

- Two-time All-Sun Belt tight end who returns as a super senior.
- Ten career TD catches - tied for sixth in GSU history (tied for first among TE with Keith Rucker). Ranks second to Rucker among GSU tight ends with 76 career receptions for 901 yards.
- Has excellent hands and is an outstanding blocker.

## 2020 SEASON HIGHLIGHTS

- Third on the team with 23 catches for 285 yards. Second among Sun Belt tight ends with four TD receptions.
- Caught touchdowns of four and 36 yards in win over Troy. Tied his career high with seven catches for 72 yards.
- Hauled in a 4-yard scoring pass in win over ULM.
- Had two catches in season opener vs. No. 19 Louisiana: a 28-yard TD and a 25-yard reception to the 4-yard line to set up another TD.

## 2019 SEASON HIGHLIGHTS

- Team's third-leading receiver with 28 catches for 334 yards and 3 TD.
- Career game in win over South Alabama with seven catches for 87 yards, including a 4-yard touchdown in the fourth quarter.
- Also caught touchdowns against Furman and Troy.
- Had two catches for 39 yards and a reception for a two-point conversion in 28-20 victory over Army.

## 2018 SEASON HIGHLIGHTS

- Fifth on the team in receptions with 11 catches for 97 yards and one TD.
- Made a spectacular one-handed catch on ball thrown behind him for a 4-yard touchdown in win over ULM.

## 2017 SEASON HIGHLIGHTS

- Had a strong season as a true freshman with 19 catches for 146 yards and two TD.
- Made one of the key plays of 2017 season with his TD catch vs. WKU in AutoNation Cure Bowl. The 42-yard reception came on a double-reverse flea flicker and put GSU ahead for good in third quarter.
- Breakout game in win at Georgia Southern with four catches for 42 yards, including a 4-yard touchdown and a season-long 17-yard catch.

## CAREER STATISTICS

Year	G	Rec	Yds	Avg	TD	LP
2017	9	10	146	14.6	2	42
2018	12	15	136	9.1	1	20
2019	13	28	334	11.9	3	31
2020	10	23	285	12.4	4	36
2021	3	22	22	7.3	0	15
Total	47	79	923	11.7	10	42

## GAME-BY-GAME STATISTICS

2021	Rec	Yds	TD	LP	Touchdowns
Army	2	17	0	15	
North Carolina	0	0	0	0	
Charlotte	1	5	0	5	

2020	Rec	Yds	TD	LP	Touchdowns
Louisiana	2	53	1	28	28
East Carolina	0	0	0	0	
Arkansas State	2	35	0	26	
Troy	7	72	2	36	4, 36
Coastal Carolina	0	0	0	0	
ULM	2	4	1	4	4
App State	2	15	0	9	
South Alabama	5	71	0	27	
Georgia Southern	1	6	0	6	
WKU	2	29	0	26	

2019	Rec	Yds	TD	LP	Touchdowns
Tennessee	2	33	0	28	
Furman	1	2	1	2	2
Western Michigan	1	2	0	2	
Texas State	1	6	0	6	
Arkansas State	2	45	0	24	
Coastal Carolina	1	8	0	8	
Army	2	39	0	30	(2-PAT)
Troy	4	38	1	17	4
ULM	2	9	0	6	
App State	0	0	0	0	
South Alabama	7	87	1	22	4
Georgia Southern	2	21	0	16	
Wyoming	3	43	0	31	

2018	Rec	Yds	TD	LP	Touchdowns
Kennesaw State	0	0	0	0	
NC State	1	4	0	4	
Memphis	1	10	0	10	
Western Michigan	2	25	0	15	
ULM	1	4	0	4	4
Troy	1	6	0	6	
Arkansas State	0	0	0	0	
Coastal Carolina	1	7	0	7	
Texas State	4	47	0	20	
Louisiana	2	24	0	15	
App State	1	3	0	3	
GS	1	6	0	6	

2017	Rec	Yds	TD	LP	Touchdowns
Coastal Carolina	0	0	0	0	
ULM	1	6	0	6	
Troy	0	0	0	0	
South Alabama	0	0	0	0	
Georgia Southern	4	42	1	17	4
Texas State	0	0	0	0	
App State	1	13	0	13	
Idaho	0	0	0	0	
Western Kentucky	4	85	1	42	42

## CAREER HIGHS

Receptions: 7 vs. South Alabama, 2019; Troy, 2020

Yards: 87 vs. South Alabama, 2019

TD Receptions: 2 vs. Troy, 2020

Long Reception: 42 vs. Western Kentucky, 2017



## 44 - JEFFERY CLARK

DE • 6-0, 260 • R-So.

Powder Springs, Ga. (McEachern)

## 2020 SEASON HIGHLIGHTS

- Starter as a redshirt freshman in 2020
- Collected 6.0 tackles for loss on the season, including 3.5 of the Panthers' school-record 35 sacks.
- Made four tackles with 1.5 tackles for loss, including a shared sack, in his debut vs. No. 19 Louisiana
- Season-high seven tackles with 1.5 TFL, including a sack, at Appalachian State

## CAREER STATISTICS

Year	G	UA-A	Total	TFL	Sack	Int	PB	FR	FF
2020	10	13-13	26	6-28	3.5-25	0	0	0	0
2021	3	6-7	13	0-0	0-0	0	0	0	0
Total	13	19-20	39	6-28	3.5-25	0	0	0	0

## GAME-BY-GAME STATISTICS

2021	UA-A	Total	Sack	TFL	FF	FR	Int	PB	BK
Army	4-2	6	0	0	0	0	0	0	0
UNC	0-2	2	0	0.5-2	0	0	0	0	0
Charlotte	2-3	5	0	0	0	0	0	0	0

2020	UA-A	Total	Sack	TFL	FF	FR	Int	PB	BK
Louisiana	3-1	4	0.5-7	1.5-8	0	0	0	0	0
ECU	1-0	1	0	0	0	0	0	0	0
Arkansas St.	0-0	0	0	0	0	0	0	0	0
Troy	1-0	1	0	0	0	0	0	0	0
CCU	1-1	2	0	0	0	0	0	0	0
ULM	2-1	3	1-5	1-5	0	0	0	0	0
App State	2-7	7	1-6	1.5-7	0	0	0	0	0
USA	0-2	2	1-7	1-7	0	0	0	0	0
GS	2-3	5	0	0	0	0	0	0	0
WKU	1-0	1	0	1-1	0	0	0	0	0

## CAREER HIGHS

Tackles: 7 vs. App State, 2020



## 17 - DESTIN COATES

RB • 5-11, 198 • Sr.

Tallahassee, Fla. (Rickards)

- \* 2020 All-Sun Belt (3rd team)
- \* 2021 Preseason All-Sun Belt (1st team)
- \* Doak Walker Award Watch List
- Senior Bowl Watch List

- Second in GSU history with 1,593 career rushing yards (Record is 2,156 by Tra Barnett). Second with 16 rushing TDs and tied for second with six 100-yard games.

## 2020 SEASON HIGHLIGHTS

- Third in the Sun Belt with 85.4 yards per game.
- Rushed for 769 yards in nine games, the second-highest season total in program history. Scored seven touchdowns.
- Career-high 150 yards rushing on 34 carries (tied GSU record) vs. No. 19 Louisiana. Sixth-highest single-game rushing total in school history. Added four catches for 21 yards.



- Followed with 113 yards in win over East Carolina, including TD runs of 13 and 5 yards.
- Third-straight 100-yard game with 115 yards in win at Troy.
- Rushed for 102 yards on scored twice in 54-32 win vs. ULM.
- Scored on a 4-yard run in Georgia State's fourth-quarter comeback vs. Georgia Southern.
- Recorded his fifth 100-yard game in the LendingTree Bowl with 117 yards on 23 carries vs. WKU. Scored on an 11-yard run.

**2019 SEASON HIGHLIGHTS**

- GSU's third-leading rusher with on the team with 546 yards on 82 carries for a team-leading 6.7-yard average
- Second on the team with seven touchdowns
- Recorded his first 100-yard game with 119 yards on just nine carries vs. ULM. Scored on a 37-yard run and also had a 44-yard run.
- Just missed a second-straight 100-yard game, rushing for 97 yards vs. App State, highlighted by a 67-yard touchdown that is the fourth-longest run from scrimmage in GSU history.
- Tied the GSU record by rushing for three touchdowns in the win over Arkansas State. Scored on 27-yard run in the first quarter, then helped seal the win with fourth-quarter scores of one and two yards. Rushed for 66 yards on 15 yards, part of GSU's school-record 340 yards.
- Rushed for 95 yards on 21 carries at Texas State. Scored on a 7-yard run in the fourth quarter.

**2018 SEASON HIGHLIGHTS**

- Played in six games as a true freshman in 2018 before a season-ending foot injury.
- The team's third-leading rusher at the time of his injury with 137 yards on 32 carries (4.3 yards per carry).
- Gained 68 yards on 12 carries at Memphis.
- Rushed for 43 yards on just six carries at NC State, including an 8-yard touchdown.
- Caught a 50-yard pass down to the 10-yard line to set up a touchdown vs. Western Michigan. Added a 20-yard reception vs. ULM.

**CAREER STATISTICS**

Year	G	Att	Yds	Avg	TD	LP	Rec	Yds	TD	LP	All-P
2018	6	32	137	4.3	1	24	9	85	0	50	222
2019	11	82	546	6.7	7	67	7	60	0	19	547
2020	9	166	769	4.6	7	35	12	65	0	23	834
2021	3	28	141	5.0	1	16	1	6	0	0	64
Total	29	308	1593	5.2	16	67	29	216	0	50	1726

**GAME-BY-GAME STATISTICS**

2021	Rsh	Yds	TD	LP	Rec	Yds	TD	LP	All-P	TD
Army	13	48	1	16	0	0	0	0	48	16
UNC	11	10	0	7	1	6	0	6	16	
Charlotte	4	83	0	64	0	0	0	0	64	
2020	Rsh	Yds	TD	LP	Rec	Yds	TD	LP	All-P	TD
Louisiana	34	150	1	18	4	21	0	10	171	4
ECU	23	113	2	23	0	0	0	0	113	13, 5
Arkansas State	DNP									
Troy	25	115	0	21	4	26	0	10	141	
CCU	11	56	0	14	2	11	0	11	67	
ULM	20	102	2	35	0	0	0	0	102	3, 1
App State	13	45	0	12	0	0	0	0	45	
USA	2	24	0	17	0	0	0	0	24	
GS	15	47	1	13	2	7	0	4	54	4
WKU	23	117	1	18	0	0	0	0	117	11
2019	Rsh	Yds	TD	LP	Rec	Yds	TD	LP	All-P	TD
Tennessee	5	4	0	0	0	0	0	0	9	
Furman	DNP									
WMU	1	14	0	14	1	3	0	3	17	
Texas State	21	95	1	44	3	23	0	11	118	7
Arkansas St.	15	66	3	27	0	0	0	0	66	27, 1, 2

Coastal	2	5	0	5	1	3	0	3		
Army	DNP									
Troy	0	0	0	0	0	0	0	0		
ULM	9	119	1	41	1	12	0	4	131	37
App State	7	91	1	67	0	0	0	0	97	67
USA	11	33	1	7	1	19	0	19	52	6
GS	4	54	0	34	0	0	0	0	54	
Wyoming	7	59	0	21	0	0	0	0	0	

2018	Rsh	Yds	TD	LP	Rec	Yds	TD	LP	All-P	TD
KSU	2	9	0	5	0	0	0	0	9	
NC State	6	43	1	15	1	7	0	7	50	8
Memphis	12	68	0	24	3	-2	0	3	66	
WMU	4	5	0	8	2	62	0	50	67	
ULM	8	12	0	7	1	20	0	20	32	
Troy	0	0	0	0	1	-2	0	--	-2	

**CAREER HIGHS**

**Rushing Attempts:** 34 vs. Louisiana, 2020 (ties GSU record)

**Yards Rushing:** 150 vs. Louisiana, 2020

**TD Rushing:** 3 vs. Arkansas State, 2019 (ties GSU record)

**Long Rush:** 67 vs. Appalachian State, 2019 (TD)

**Receptions:** 4 vs. Louisiana, 2020

**Receiving Yards:** 23 vs. Texas State, 2019

**Long Reception:** 50 vs. Western Michigan, 2018

**10 - MIKELE COLASURDO**

**QB • 6-1, 206 • R-Fr.**

**Inman, S.C. (Chapman)**

- Backup quarterback who appeared in four games in 2020.
- Threw a TD pass on his only completion, a 25-yard strike to Cadarius Thompson in the LendingTree Bowl.

- The 2019 Gatorade Player of the Year for South Carolina as a prep senior.
- Pronounced muh-KAY-lee coll-uh-SUR-doe

**CAREER STATISTICS**

Year	G-GS	Cm-Att	Int	Pct	Yds	TD	LP	Sack	PG
2020	4-0	1-3	0	.333	25	1	25	0	6.3
Year	Rsh	Yards	Avg	TD	LP	Ply	Total	TDR	PG
2020	0	0	0	0	0	3	25	1	6.3

**GAME-BY-GAME STATISTICS**

2020	C-A	Yds	TD	Int	LP	Rsh	Yds	TD	LP	TO-TD	Sck
CCU	0-2	0	0	0	0	0	0	0	0	0-0	0
ULM	0-0	0	0	0	0	0	0	0	0	0-0	0
USA	0-0	0	0	0	0	0	0	0	0	0-0	0
WKU	1-1	25	1	0	25	0	0	0	0	25-1	0

**8 - JA'CYAIS CREDLE**

**WR • 6-4, 202 • So.**

**Columbus, Ga. (Carver)**

- Wide receiver in his first season at GSU after transferring from UCF.
- Two catches for 61 yards in win over Charlotte. Had a 33-yard reception to set up a touchdown and then his 28-yard TD catch in the third quarter gave

GSU the lead.

- Made his GSU debut with three catches at No. 22 UNC.
- Played one season (2020) at UCF and had eight receptions for 76 yards in nine games.

## GAME-BY-GAME STATISTICS

2021	Rec	Yds	TD	LP	Touchdowns
Army	DNP				
North Carolina	3	13	0	8	
Charlotte	2	61	1	33	28

## CAREER STATISTICS

Year	G	Rec	Yds	Avg	TD	LP	Att	Yds	TD	LP	AIIP
2020 (UCF)	9	8	76	9.5	0	19	0	0	0	0	76
2021 (GSU)	2	5	13	14.8	1	33	0	0	0	0	13
Total	11	13	67	11.5	1	33	0	0	0	0	67

## GAME-BY-GAME STATISTICS

2021	Rec	Yds	TD	LP	Rsh	Yds	TD	LP	AIIP	Touchdowns
Army	DNP									
UNC	3	13	0	8	0	0	0	0	13	

## CAREER HIGHS

Receptions: 3 vs. North Carolina, 2021  
 Receiving Yards: 61 vs. Charlotte, 2021  
 Long Reception: 33 vs. Charlotte, 2021



## 0 - TERRANCE DIXON

WR • 5-7, 170 • R-Sr.  
 Columbus, Ga. (Columbus)

- Starting slot receiver, also returns punts and kickoffs
- Fourth on the team in 2020 with 21 receptions for 226 yards. Also had nine rushes for 88 yards.
- Had his best game vs. Georgia Southern with seven catches for career-best 77 yards. Had two crucial catches on winning touchdown drive in the fourth quarter with a 31-yard reception to the 14-yard line and a 13-yard catch to the 7-yard line.

- Had two catches for 16 yards along with 78 yards rushing on just three carries in win over East Carolina. Had runs of 43, 27 and eight yards.
- Breakout game in 2019 win over Furman (Game 2) with eight catches for 68 yards, including a 12-yard touchdown catch on the final play of the first half, but suffered a season-ending knee injury in the game.
- Joined the program as a walk-on in 2017 and was awarded a scholarship in 2019 preseason camp.
- Given the No. 0 jersey in 2020, the first player in GSU history to wear that number

## CAREER STATISTICS

Year	G	Rec	Yds	Avg	TD	LP	Att	Yds	TD	LP	AIIP
2018	10	3	36	12.0	0	18	0	0	0	0	36
2019	2	9	82	9.1	1	14	0	0	0	0	82
2020	10	21	226	10.8	0	32	9	88	0	43	342
2021	3	4	30	7.5	0	11	0	0	0	0	19
Total	26	37	374	10.1	1	32	9	88	0	43	479

## GAME-BY-GAME STATISTICS

2021	Rec	Yds	TD	LP	Rsh	Yds	TD	LP	AIIP	Touchdowns
Army	1	10	0	10	0	0	0	0	0	10
UNC	2	9	0	5	0	0	0	0	0	9
Charlotte	1	11	0	11	0	0	0	0	11	

2020	Rec	Yds	TD	LP	Rsh	Yds	TD	LP	AIIP	Touchdowns
Louisiana	4	34	0	15	0	0	0	0	34	
ECU	2	16	0	11	3	78	0	43	94	
Arkansas St.	1	15	0	15	2	11	9	8	26	
Troy	1	8	0	8	2	-5	0	--	3	
CCU	1	8	0	8	0	0	0	0	39	
ULM	1	32	0	32	0	0	0	0	32	
App State	1	13	0	13	1	-4	0	0	9	
USA	1	12	0	12	1	8	0	8	20	
GS	7	77	0	31	0	0	0	0	77	
WKU	1	5	0	5	0	0	0	0	5	

2019	Rec	Yds	TD	LP	Touchdowns
Tennessee	1	14	0	14	
Furman	8	68	1	12	10

## CAREER HIGHS

Receptions: 8 vs. Furman, 2019  
 Receiving Yards: 77 vs. Georgia Southern, 2020  
 Long Reception: 32 vs. ULM, 2020  
 Rushing Attempts: 3 vs. East Carolina, 2020  
 Rushing Yards: 78 vs. East Carolina, 2020  
 Long Rush: 43 vs. East Carolina, 2020



## 75 - SHAMARIOUS GILMORE

G • 6-3, 295 • R-Sr.\*  
 Riverdale, Ga. (Drew)

- \* 2020 Team Captain
- \* 2020 All-Sun Belt (1st team)
- \* 2019 All-Sun Belt (3rd team)
- \* 2018 All-Sun Belt (honorable mention)
- \* 2017 All-Sun Belt (honorable mention)

- \* 2021 Preseason All-Sun Belt (1st team)
- \* 2020 & 2021 Outland Trophy Watch List

- Super senior and fifth-year starter at left guard.
- Earned first-team All-Sun Belt honors in 2020 to become the program's first four-time all-conference player.
- Has started 50 straight games on the offensive line, setting school records for games played and started.
- Helped the GSU offense average 212 yards rushing, 221 yards passing and 32.1 points per game over the last two seasons combined.
- Played every offensive snap of the 2017 season and missed only a handful of snaps in 2018, 2019 and 2020.
- Made history as the first (and still the only) offensive lineman in GSU history to score a touchdown. Recovered a blocked field goal in the end zone vs. Charlotte.
- Earned his degree in the spring of 2020.
- Has 11 sisters and two brothers.
- Full name is Shamariious Da'Quion Bernard Gilmore but everyone calls him Quion (kwon)



## 73 - TRAVIS GLOVER

T • 6-6, 330 • R-Jr.  
 Vienna, Ga. (Dooly County)

- \* 2019 Freshman All-America (FWAA)

- Took over as the starting left tackle in 2020 after starting every game at right tackle as a redshirt freshman in 2019.
- Earned Freshman All-America honors in 2019 as he helped the GSU offense set records for rushing, total offense and scoring.
- Has started 26 straight games.
- Largest player on the team at 6-6, 330 pounds
- Hometown pronounced VY-enna



### 3 - DARREN GRAINGER

QB • 6-4, 202 • R-Jr.  
Conway, S.C. (Conway/Furman)

- Made his first GSU start vs. Charlotte and led the Panthers to a 20-9 victory.
- In his first season at GSU after transferring from Furman.

#### 2021 SEASON HIGHLIGHTS

- In his first start vs. Charlotte, he passed for 139 yards and two TDs while rushing for 64 yards on 16 carries. Threw TD passes of 35 yards to Jamari Thrash and 28 yards to Ja'Cyaais Credle.
- Played off the bench in the first two games
- Rushed for 56 yards on five carries at No. 22 UNC, including a 36-yard run down to the 2-yard line to set up a touchdown.

#### AT FURMAN

- Named to the Southern Conference All-Freshman Team while serving as Furman's starting quarterback in 2019
- Had his best game against Georgia State, when he was 16-for-25 for 311 yards passing and four touchdowns while rushing for 53 yards and one score in the Panthers' 48-42 win. Named SoCon Offensive Player of the Week and STATS FCS National Freshman of the Week.
- Helped Furman to an 8-5 record, an at-large berth in the 2019 FCS playoffs and a No. 16 final ranking.

#### CAREER STATISTICS

Year	G-GS	Cm-Att	Int	Pct	Yds	TD	LP	PG
2018 (FU)	4-1	13-27	2	.480	181	2	77	45.3
2019 (FU)	13-11	79-161	3	.490	1222	13	61	94.0
Total	17-12	92-188	5	.490	1403	15	77	82.5

2021 (GSU)	3-1	8-16	1	.500	161	2	35	78.2
------------	-----	------	---	------	-----	---	----	------

Year	Rsh	Yards	Avg	TD	LP	Ply	Total	TDR	PG
2018	42	33	0.8	0	18	32	214	2	53.5
2019	93	316	3.4	5	33	362	1538	18	118.3
Total	135	349	2.6	5	33	394	1752	20	103.1

2021 (GSU)	22	122	5.5	0	36	38	283	2	102.0
------------	----	-----	-----	---	----	----	-----	---	-------

#### GAME-BY-GAME STATISTICS

2021	C-A	Yds	TD	Int	LP	Rsh	Yds	TD	LP	TO-TD
Army	0-0	0	0	0	0	2	2	0	2	2-0
UNC	2-4	22	0	0	17	5	56	0	36	78-0
Charlotte	6-12	139	2	1	35	16	64	0	13	203-2

2019	C-A	Yds	TD	Int	LP	Rsh	Yds	TD	LP	TO-TD
Char. So.	14-20	130	1	0	28	6	25	1	9	136-2
GSU	16-25	311	4	0	42	9	53	1	33	364-5
Virginia Tech	8-15	63	0	1	13	15	19	1	15	82-1
Mercer	9-16	190	1	0	47	13	52	1	21	242-2
ETSU	6-14	97	1	1	40	7	24	0	15	121-1
Samford	6-9	183	4	0	61	5	28	0	11	211-4
Citadel	5-25	44	0	0	14	9	19	0	15	63-0
WCU	4-10	96	1	0	36	11	52	0	16	148-1
Chattanooga	2-7	12	0	1	9	5	2	0	12	14-0
VMI	2-5	41	0	0	24	1	6	0	6	47-0
Wofford	1-3	4	0	0	4	1	0	0	0	4-0
Point	3-5	32	1	0	19	6	16	1	10	48-2
Austin Peay	3-7	19	0	0	14	5	20	0	15	39-0



### 26 - TUCKER GREGG

RB • 5-10, 220 • Sr.  
Chatsworth, Ga. (Murray County)

- Running back known for downhill, hard-nosed style
- Ranks 10th on GSU's career rushing list with 714 yards and seven touchdowns.

#### 2021 SEASON HIGHLIGHTS

- Rushed for 76 yards on a career-high 22 carries in win vs. Charlotte. Gained 61 yards in the second half, including three fourth-down conversion runs.
- Rushed for 31 yards at No. 22 UNC, including two fourth-down conversions

#### 2020 SEASON HIGHLIGHTS

- Team's second-leading rusher with 468 yards and six TD.
- Had the team's two longest runs of 2020: 56 yards vs. Arkansas State and 48 vs. App State.
- Made his first start at Arkansas State and responded with 142 yards rushing, including a 7-yard TD, on 14 carries. That is the ninth-best single-game rushing total in program history
- Took a handoff at the 1-yard line and broke through for a 56-yard run to start what became a 99-yard TD drive.
- Rushed for 67 yards on 10 carries, including a 27-yard TD run, in win over Troy.
- Scored on a 4-yard run in win over East Carolina.
- Game-high 85 yards rushing on 10 carries at App State, including a 48-yard run.
- Rushed for 83 yards and scored three touchdowns on runs of three, 33 and one yard in win over South Alabama. Tied the school record with three rushing touchdowns.
- Joined the program as a walk-on in 2018 and was awarded a scholarship prior to the 2019 season.

#### CAREER STATISTICS

Year	G	Att	Yds	Avg	TD	LP	Rec	Yds	TD	LP	All-P
2018	9	13	83	6.4	0	26	3	24	0	15	107
2019	13	15	56	3.7	1	20	0	0	0	0	56
2020	10	90	468	5.2	6	56	2	10	0	7	357
2021	3	29	107	3.7	0	12	1	10	0	10	10
Total	35	147	714	4.9	7	56	6	44	0	15	560

#### GAME-BY-GAME STATISTICS

2021	Rsh	Yds	TD	LP	Rec	Yds	TD	LP	All-P	TD
Army	0	0	0	0	1	10	0	10	10	
UNC	7	31	0	10	0	0	0	0	31	
Charlotte	22	76	0	12	0	0	0	0	76	

2020	Rsh	Yds	TD	LP	Rec	Yds	TD	LP	All-P	TD
Louisiana	1	5	0	5	0	0	0	0	5	
ECU	4	5	1	4	0	0	0	0	5	4
Ark State	14	142	1	56	2	10	0	0	152	7
Troy	10	67	1	27	0	0	0	0	67	27
CCU	5	8	0	6	0	0	0	0	8	
ULM	7	35	0	7	0	0	0	0	35	
App State	10	85	0	48	0	0	0	0	85	
USA	18	83	3	33	0	0	0	0	83	3, 33, 1
GS	13	15	0	4	0	0	0	0	15	
WKU	8	27	0	13	0	0	0	0	27	

#### CAREER HIGHS

Rushing Attempts: 22 vs. Charlotte, 2021  
Rushing Yards: 142 vs. Arkansas State, 2020  
Rushing Touchdowns: 3 vs. South Alabama, 2020 (tied GSU record)  
Long Rush: 56 vs. Arkansas State, 2020





## 39 - MICHAEL HAYES

P-PK • 5-9, 181 • R-Sr.  
Florence, S.C. (West Florence)

- Second-year starting punter.
- Averaging 42.7 yards per kick

### 2020 SEASON HIGHLIGHTS

- Averaged 40.4 yards per kick in 2020.

- With starting kicker Noel Ruiz unavailable against South Alabama, he handled punting, placekicking and kickoffs. Averaged and netted 44.2 yards on four punts with two punts inside the 20-yard line, including a season-long 58-yard kick that was downed at the 3-yard line. Perfect on five placements, nailing four extra points and a 23-yard field goal that gave GSU a 24-14 lead in the fourth quarter.

### CAREER STATISTICS

Punting.....G	No.	Yds	Avg	LP	TB	FC	I20	50+
2020.....10	50	2022	40.4	58	1	11	8	9
2021.....3	15	641	42.7	51	2	3	1	2
Total.....13	65	2663	41.0	58	3	14	9	11
Kicking.....G	PAT	FG	0-29	30-39	40-49	50+	LG	Pts
2020.....10	4-4	1-1	1-1	0-0	0-0	0-0	23	7

### GAME-BY-GAME STATISTICS

2021.....Punts	Yds	Avg	LP	Bk	TB	FC	50+	I20
Army.....4	184	46.0	48	0	0	0	0	0
UNC.....6	273	45.5	51	1	0	3	2	1
Charlotte.....4	158	39.5	48	0	2	0	0	0
2020.....Punts	Yds	Avg	LP	Bk	TB	FC	50+	I20
Louisiana.....9	353	39.2	48	0	0	1	0	1
ECU.....5	214	42.8	58	1	1	3	2	0
Ark State.....5	168	33.6	57	0	0	1	1	0
Troy.....4	148	37.0	45	0	0	1	0	3
CCU.....6	257	42.8	56	0	0	1	1	0
ULM.....4	166	41.5	45	0	0	0	0	1
App State.....6	273	45.5	54	0	0	2	2	1
USA.....4	177	44.2	58	0	0	1	1	2
GS.....4	145	36.2	38	0	0	1	0	1
WKU.....3	121	40.3	51	0	0	0	1	0

FIELD GOALS [ ] Indicates FG made

2020: [23USA]

### CAREER HIGHS

Punts: 9 vs. Louisiana, 2020  
Punting Yards: 353 vs. Louisiana, 2020  
Punting Avg: 46.0 vs. Army, 2021 (4 punts)



## 27 - JAYLON JONES

CB • 5-11, 180 • R-Sr.  
Dacula, Ga. (Dacula)

- Veteran cornerback with 136 career tackles with one interception, 17 pass breakups and eight tackles for loss.
- Outstanding student who made the President's List (4.0 GPA) the last two semesters. Pursuing a master's degree in Instructional Design and Technology.

### 2020 SEASON HIGHLIGHTS

- Led the team and tied the GSU season record with 11 pass breakups
- Made 39 tackles on the season with 2.5 tackles for loss, including one-half sack, and a fumble recovery.
- Career-high four pass breakups and seven tackles in GSU's strong defensive effort vs. East Carolina, helping hold the Pirates to 286 total yards.

- Season-high eight tackles at App State.
- Five tackles with a TFL and a fumble recovery to help hold South Alabama to 14 points and 324 total yards.

### 2019 SEASON HIGHLIGHTS

- Career-high nine tackles at Texas State.
- Made eight tackles at Western Michigan, along with a pass breakup
- Missed four games due to injury before returning against ULM, when he had four tackles and a pass breakup.
- Eight tackles with a TFL and a pass breakup vs. App State.
- Had five tackles with a TFL in win over South Alabama.

### 2018 SEASON HIGHLIGHTS

- Began the season at safety but moved to starting cornerback in Game 4.
- Made his first start at safety at Memphis and grabbed an interception and returned it one yard for a touchdown. That is just the fourth pick-six in GSU history. Also had three tackles with a tackle for loss.
- Moved to starting cornerback for the Western Michigan game and made six tackles.
- Career-high eight tackles and a forced fumble at NC State.

### CAREER STATISTICS

Year.....G	UA-A	Total	TFL	Sack	Int	PB	FR	FF
2018.....12	36-12	48	2-7	0-0	1-1 (TD)	2	0	1
2019.....9	32-12	44	3.5-9	0-0	0	4	0	0
2020.....10	29-10	39	2.5-9	0.5-5	0	11	1-0	0
2021.....3	2-3	5	0	0	0	0	0	0
Total.....34	99-37	136	8-25	0.5-5	1-1	17	1-0	1

### GAME-BY-GAME STATISTICS

2021.....UA-A	Total	Sack	TFL	FF	FR	Int	PB	Blk
Army.....1-1	2	0	0	0	0	0	0	0
UNC.....1-2	3	0	0	0	0	0	0	0
Charlotte.....0-0	0	0	0	0	0	0	0	0

2020.....UA-A	Total	Sack	TFL	FF	FR	Int	PB	Blk
Louisiana.....2-0	2	0	0	0	0	0	1	0
ECU.....6-1	7	0	0	0	0	0	4	0
Arkansas St.....3-1	4	0	0	0	0	0	1	0
Troy.....2-2	4	0.5-5	0.5-5	0	0	0	2	0
Coastal.....1-0	1	0	0	0	0	0	1	0
ULM.....3-0	3	0	1-1	0	0	0	0	0
App State.....6-2	8	0	0	0	0	0	0	0
USA.....4-1	5	0	1-3	0	1-0	0	0	0
GS.....1-1	2	0	0	0	0	0	1	0
WKU.....1-2	3	0	0	0	0	0	1	0

2019.....UA-A	Total	Sack	TFL	FF	FR	Int	PB	Blk
Tennessee.....2-1	3	0	0	0	0	0	0	0
Furman.....3-0	3	0	0	0	0	0	1	0
WMU.....4-4	8	0	0	0	0	0	1	0
Texas State.....3-6	9	0	0.5-3	0	0	0	0	0
Arkansas St.....DNP-Injured								
Coastal.....DNP-Injured								
Army.....DNP-Injured								
Troy.....DNP-Injured								
ULM.....3-1	4	0	0	0	0	0	1	0
App State.....8-0	8	0	1-1	0	0	0	1	0
USA.....5-0	5	0	1-4	0	0	0	0	0
GS.....1-0	1	0	0	0	0	0	0	0
Wyoming.....3-0	3	0	1-1	0	0	0	0	0

2018.....UA-A	Total	Sack	TFL	FF	FR	Int	PB	Blk
Kennesaw St.....0-0	0	0	0	0	0	0	0	0
NC State.....6-2	8	0	0	1	0	0	0	0
Memphis.....3-1	4	0	1-4	0	0	(td) 1-1	0	0
WMU.....5-1	6	0	0	0	0	0	0	0
ULM.....2-0	2	0	1-3	0	0	0	1	0
Troy.....4-1	5	0	0	0	0	0	0	0
Arkansas St.....1-4	5	0	0	0	0	0	0	0
CCU.....4-2	6	0	0	0	0	0	0	0
Texas State.....6-0	6	0	0	0	0	0	0	0
Louisiana.....0-0	0	0	0	0	0	0	1	0

App State .....	3-1	4	0	0	0	0	0	0	0
GS .....	0-0	0	0	0	0	0	0	0	0

App State .....	4-5	9	0	0	0	0	1-0	0	0
South Alabama .....	DNP								
GS .....	DNP								
WKU .....	1-4	5	0	0	0	0	1-0	0	0

**CAREER HIGHS**

Tackles: 9 vs. Texas State, 2019  
PBU: 4 vs. East Carolina, 2020

**34 - ANTAVIOUS LANE**

S • 5-9, 180 • R-So.  
West Palm Beach, Fla. (Dwyer)

- \* 2020 All-Sun Belt Conference (2nd team)
- \* Sun Belt Defensive Player of the Week
- \* 2020 All-Bowl Team (Associated Press)
- \* 2021 Preseason All-Sun Belt (2nd team)

- Preseason All-Sun Belt safety after a strong freshman season
- Brother Antoine joined the team this season as a backup running back.

**2020 SEASON HIGHLIGHTS**

- The fourth GSU freshman to earn All-Sun Belt Conference honors with his selection to the second team.
- Led the Panthers with four interceptions in eight games, tying the GSU season record.
- Led the Sun Belt and ranked No. 6 in FBS with 0.5 interceptions per game. Second in the league and No. 13 in FBS with 1.5 passes defended per game.
- Third on the team in tackles with 55, with two tackles for loss, six pass breakups and a forced fumble.
- Named to the 2020 FWAA Freshman All-American Watch List.
- Sun Belt Defensive Player of the Week after returning an interception 34 yards for a touchdown vs. East Carolina. Also had five tackles and two pass breakups, helping hold ECU to 286 total yards, 50 yards rushing and no offensive touchdowns.
- Got his second interception in win at Troy as he grabbed a tipped ball in the end zone and returned it 42 yards. Also had seven tackles and a pass breakup.
- Opened the season with a career-high nine tackles, one tackle for loss and a forced fumble vs. Louisiana.
- Grabbed his third interception at App State, along with nine tackles, to help hold the Mountaineers to a season-low 310 yards.
- Missed final two regular-season games due to injury.
- Named to the AP All-Bowl Team after the LendingTree Bowl victory over WKU. Made five tackles and an interception, the first pick thrown by WKU QB Tyrell Pigrome all season after 278 attempts. Helped the GSU defense allow just 284 total yards.

**CAREER STATISTICS**

Year .....	G	UA-A	Total	TFL	Sack	Int	PB	FR	FF
2019 .....	4	2-1	3	0-0	0-0	0	0	0	0
2020 .....	8	39-16	55	2-3	0-0	4-76 (TD)	6	0	1
2021 .....	3	10-4	14	0-0	0	0	1	0	0
Total .....	15	51-21	72	2-3	0-0	4-76	7	0	1

**GAME-BY-GAME STATISTICS**

2021 .....	UA-A	Total	Sack	TFL	FF	FR	Int	PB	Blk
Army .....	3-2	5	0	0	0	0	0	0	0
UNC .....	3-2	5	0	0	0	0	0	1	0
Charlotte .....	4-0	4	0	0	0	0	0	0	0
2020 .....	UA-A	Total	Sack	TFL	FF	FR	Int	PB	Blk
Louisiana .....	9-1	9	0	1-2	1	0	0	0	0
ECU .....	4-1	5	0	0	0	0	(TD)1-34	2	0
Arkansas St. ....	9-0	8	0	1-1	0	0	0	0	0
Troy .....	5-2	7	0	0	0	0	1-42	1	0
Coastal .....	4-2	6	0	0	0	0	0	2	0
ULM .....	5-1	6	0	0	0	0	0	1	0

**CAREER HIGHS**

Tackles: 9 vs. Louisiana, 2020; App State, 2020  
PBU: 2 vs. East Carolina, 2020; Coastal Carolina, 2020

**83 - CORNELIUS MCCOY**

WR • 5-11, 185 • Sr.  
Deerfield Beach, Fla. (Deerfield Beach)

- \* 2021 Preseason All-Sun Belt (2nd team)
- \* 2020 All-Sun Belt Conference (HM)
- \* 2019 All-Sun Belt Conference (3rd team)
- \* 2018 All-Sun Belt Conference (HM)

- Three-time All-Sun Belt receiver.
- Fourth in GSU history with 139 career receptions and 1,714 yards receiving and tied for sixth with 10 touchdown catches.
- Had a streak of 34 straight games with at least one reception broken against Charlotte (every game he had played until Charlotte).

**2020 SEASON HIGHLIGHTS**

- Team's second-leading receiving with 31 catches for 447 yards and four TDs in seven games.
- After missing three games due to injury, he returned with a big game vs. ULM. Caught a 57-yard pass on the first play of the game, and went on to finish with seven catches for 118 yards, including TD catches of 3 and 18 yards.
- Caught five passes for 111 yards in win over Georgia Southern, including a 45-yard touchdown catch. Also had a 44-yard catch.
- GSU's leading receiver in the LendingTree Bowl victory over WKU with five catches for 88 yards, including an 8-yard touchdown.

**2019 SEASON HIGHLIGHTS**

- All-Sun Belt Conference (third team)
- GSU's leading receiver with 70 catches for 757 yards and five touchdowns. His 70 receptions are the fourth-best season total in GSU history, trailing only Penny Hart (twice) and Albert Wilson.
- Fourth in Sun Belt with 5.4 receptions and sixth with 58.2 receiving yards per game.
- Career highs with 10 receptions for 143 yards in win over Furman, including a 44-yard touchdown in the fourth quarter.
- Caught a 17-yard touchdown pass from Dan Ellington in the win at Tennessee.
- Recorded his second 100-yard game in win over Arkansas State, finishing with eight catches for 107 yards.
- Caught a 3-yard touchdown in 31-21 win at Coastal Carolina.
- Had a game-high seven catches for 66 yards in win over Army.
- Finished the regular season with seven catches in each of the final two games vs. South Alabama (53 yds) and Georgia Southern (89 yds)
- Had five receptions for 78 yards in the bowl game vs. Wyoming, including a 44-yard TD.

**2018 SEASON HIGHLIGHTS**

- Started every game as a true freshman in 2018, when he was the team's second-leading receiver with 35 catches for 495 yards and one touchdown.
- Season highs of five catches for 80 yards vs. Western Michigan.
- Had two catches for 23 yards at NC State and five receptions for 32 yards at Memphis.
- Caught his first touchdown on a 37-yard reception at Arkansas State.

**CAREER STATISTICS**

Year	G	Rec	Yds	Avg	TD	LP
2018	12	35	495	14.1	1	45
2019	13	70	757	10.8	5	44
2020	7	31	447	14.4	4	57
2021	3	3	15	5.0	0	5
Total	35	139	1714	12.3	10	57

**GAME-BY-GAME STATISTICS**

2021	Rec	Yds	TD	LP	Touchdowns
Army	1	5	0	5	
UNC	2	10	0	10	
Charlotte	0	0	0	0	

2020	Rec	Yds	TD	LP	Touchdowns
Louisiana	2	15	0	8	
East Carolina	7	59	0	26	
Arkansas State	DNP				
Troy	DNP				
Coastal Carolina	DNP				
ULM	7	118	2	57	5, 18
App State	3	29	0	14	
South Alabama	2	27	0	25	
Georgia Southern	5	111	0	45	45
WKU	5	88	1	33	8

2019	Rec	Yds	TD	LP	Touchdowns
Tennessee	3	43	1	17	17
Furman	10	143	1	44	44
Western Michigan	2	13	0	11	
Texas State	6	66	1	17	17
Arkansas State	8	107	0	25	
Coastal Carolina	4	12	1	12	3
Army	7	66	0	20	
Troy	3	17	0	20	
ULM	5	38	0	12	
App State	3	22	0	9	
South Alabama	7	53	0	23	
Georgia Southern	7	89	0	25	
Wyoming	5	78	1	44	44

2018	Rec	Yds	TD	LP	Touchdowns
Kennesaw State	1	5	0	5	
NC State	2	23	0	16	
Memphis	5	32	0	12	
Western Michigan	5	80	0	25	
ULM	1	2	0	2	
Troy	3	35	0	19	
Arkansas State	3	59	1	37	37
Coastal Carolina	3	45	0	31	
Texas State	3	24	0	17	
Louisiana	2	60	0	45	
App State	2	45	0	33	
Georgia Southern	5	74	0	27	

**CAREER HIGHS**

Receptions: 10 vs. Furman, 2019  
 Receiving Yards: 143 vs. Furman, 2019  
 Long Reception: 57 vs. ULM, 2020

**28 - CHRIS MOORE**

S • 6-0, 210 • R-Sr.\*

Ashburn, Va. (Broad Run/Virginia)

- Super senior in his second year at GSU.
- Joined the program in 2020 as a graduate transfer after four seasons at Virginia.

**2020 SEASON HIGHLIGHTS**

- Executed a fake punt vs. ULM, taking a handoff and running 32 yards for the first down.

- Season-high eight tackles at App State while helping hold the Mountaineers to a season-low 310 yards.
- Forced a fumble that GSU recovered in win at South Alabama.
- Had five tackles and two pass breakups in LendingTree Bowl win over WKU, helping the defense allow just 284 total yards.

**AT VIRGINIA**

- Played in 32 games, including 11 starts, over three seasons and appeared in two bowl games, including last year's Orange Bowl
- Career totals of 97 tackles, four tackles for loss, one interception and six pass breakups.
- Played in nine of UVA's 14 games with five starts in 2019. Made 42 tackles with one tackle for loss and two pass breakups.

**CAREER STATISTICS**

Year	G	UA-A	Total	TFL	Sack	Int	PB	FR	FF
2016 (UVA)	11	5-9	14	1-7	0-0	0	2	0	0
2017 (UVA)	12	20-21	41	2-4	0-0	1-8	2	0	0
2018 (UVA)	REDSHIRTED								
2019 (UVA)	9	19-23	42	1-8	0.5-4	0	2	0	0
2020 (GSU)	10	22-12	34	1-1	0-0	0	3	0	1
2021 (GSU)	2	4-5	9	0	0	0	0	0	0
Total	44	70-70	140	5-20	0.5-4	1-8	9	0	1

**CAREER HIGHS**

Tackles: 12 vs. Duke, 2019 (at UVA)  
 Interceptions: 1 vs. North Carolina, 2017 (at UVA)

**88 - AUBRY PAYNE**

TE • 6-4, 228 • R-Sr.

Locust Grove, Ga. (Locust Grove/  
Western Carolina)

\* 2019 All-Sun Belt Conference (2nd team)

- Earned All-Sun Belt honors in his first season playing for the Panthers after transferring from Western Carolina and sitting out the 2018 season.
- Got engaged to Malory Oliver in 2020 after proposing to her on the field at Georgia State's Center Parc Stadium.

**2019 SEASON HIGHLIGHTS**

- Had six touchdown receptions in 11 games, including one in each of the first four games of the season.
- Made his GSU debut against Tennessee and caught a 6-yard touchdown pass from Dan Ellington in the 38-30 victory.
- Caught a 20-yard touchdown in the win over Furman.
- Had another 20-yard TD at Western Michigan and the a 5-yard TD at Texas State.
- After missing the Coastal Carolina game due to injury, he returned vs. Army and caught the go-ahead touchdown with an 8-yard reception with 7:41 to play in the 28-21 wins. Also had a 29-yard reception on that drive, finishing with three catches for 43 yards in the game.
- Caught a 40-yard touchdown pass in win over Troy.
- Named to Southern Conference All-Freshman team at Western Carolina in 2016. Had 14 receptions for 123 yards in 10 games.

**CAREER STATISTICS**

Year	G	Rec	Yds	Avg	TD	LP
2016 (at WCU)	11	14	123	8.8	0	
2017 (at WCU)	1	1	23	23.0	0	23
2019 (GSU)	11	13	204	15.7	6	40
2020 (GSU)	9	10	71	7.1	0	19
2021 (GSU)	3	1	7	7.0	0	7
Total (GSU)	24	23	277	12.0	6	40

**GAME-BY-GAME STATISTICS**

2021	Rec	Yds	TD	LP	Touchdowns
------	-----	-----	----	----	------------



Army.....	0	0	0
North Carolina.....	1	7	0
Charlotte.....	0	0	0

2020.....	Rec	Yds	TD	LP	Touchdowns
Louisiana.....	2	5	0	3	
East Carolina.....	1	7	0	7	
Arkansas State.....	2	11	0	7	
Troy.....	DNP				
Coastal Carolina.....	0	0	0	0	
ULM.....	2	9	0	5	
App State.....	0	0	0	0	
South Alabama.....	0	0	0	0	
Georgia Southern.....	2	32	0	19	
Western Kentucky.....	1	7	0	7	

2019.....	Rec	Yds	TD	LP	Touchdowns
Tennessee.....	2	17	1	11	6
Furman.....	1	20	1	20	20
Western Michigan.....	1	20	1	20	20
Texas State.....	2	10	1	5	5
Arkansas State.....	0	0	0	0	
Coastal Carolina.....	DNP-INJURED				
Army.....	3	43	1	29	8
Troy.....	2	51	1	40	40
ULM.....	0	0	0	0	
App State.....	1	25	0	25	
Coastal Carolina.....	DNP-INJURED				
Georgia Southern.....	1	28	0	28	
Wyoming.....	0	0	0	0	

**CAREER HIGHS (AT GSU)**

**Receptions:** 3 vs. Army, 2019  
**Yards Receiving:** 51 vs. Troy, 2019  
**Long Reception:** 40 vs. Troy, 2019

**15 - SAM PINCKNEY**

**WR • 6-4, 210 • R-Jr.**  
**Greenwood, S.C. (Greenwood)**

- \* 2020 All-Sun Belt Conference (2nd team)
- \* 2021 Preseason All-Sun Belt (1st team)
- \* 2020 & 2021 Biletnikoff Award Watch List

- One of the top receivers in the Sun Belt
- Has 12 career touchdown receptions to rank fourth in school history. Also in the Top 10 in career receptions (87, 9th) and receiving yards (1,369, 7th).
- Over the 2019 & 2020 seasons, he had 83 catches for 1,275 yards and 12 TDs in 19 games.

**2020 SEASON HIGHLIGHTS**

- Second-team All-Sun Belt Conference selection and a member of the Biletnikoff Award Watch List.
- Team's leading receiver with 47 catches for 815 yards and seven TD.
- Fourth in Sun Belt with 81.5 receiving yards, fifth with 4.7 receptions per game and second with 17.3 yards per catch.
- Caught seven passes for 134 yards and two TD to lead 49-29 win over East Carolina. Had TD receptions of 38 and 13 yards as well as a 42-yard catch.
- Followed with six catches for a then-career high 146 yards and three TD vs. Arkansas State. Caught touchdowns of 21, 36 and 31 yards. Also had a 46-yard reception to set up another score.
- Five receptions for 53 yards in win at Troy.
- Caught his sixth TD of the season on a 19-yard reception at App State.
- Had 176 receiving yards on just five catches in win at South Alabama for the sixth-best single-game total in program history.
- Three catches for 147 yards--all highlight worthy--in GSU's second half rally. Took a short pass over the middle and wove through the defense for a 65-yard reception (GSU's longest pass play since 2017) to the 3-yard line. One play later, Georgia State tied the game. Set up two

more scores with a 39-yard reception and then a 43-yard catch at the 7-yard line.

- Career-high 10 catches for 126 yards in win over Georgia Southern.
- Caught a 26-yard TD pass in the LendingTree Bowl win over WKU.

**2019 SEASON HIGHLIGHTS**

- Named to the Midseason Watch List for the FWAA Freshman All-American Team.
- GSU's second-leading receiver with 36 catches for 460 yards and five touchdowns, despite missing the final three games with a broken foot.
- Had a breakout game against Furman with seven receptions for 80 yards, including a spectacular 26-yard touchdown catch.
- Caught a 13-yard touchdown pass in the first overtime at Texas State.
- Notched his first 100-yard game in win over Arkansas State, finishing with a career-high nine receptions for 120 yards, including an 11-yard touchdown catch in the second quarter and a season-long 43-yard completion.
- Caught two TD passes in the win over Army (24 and 12 yards.)

**2018 SEASON HIGHLIGHTS**

- Showed promise in three games as a true freshman before a season-ending knee injury.
- Caught a 55-yard pass down the sideline to the 2-yard line to set up a touchdown vs. ULM.

**CAREER STATISTICS**

Year.....	G	Rec	Yds	Avg	TD	LP
2018.....	3	3	82	27.3	0	55
2019.....	9	36	460	12.8	5	43
2020.....	10	47	815	17.3	7	65
2021.....	1	1	12	12.0	0	12
Total.....	23	87	1369	15.7	12	65

**GAME-BY-GAME STATISTICS**

2021.....	Rec	Yds	TD	LP	Touchdowns
Army.....	DNP				
North Carolina.....	1	12	0	12	
Charlotte.....	DNP				

2020.....	Rec	Yds	TD	LP	Touchdowns
Louisiana.....	4	21	0	11	
East Carolina.....	7	134	2	42	38, 13
Arkansas State.....	6	146	3	46	21, 36, 31
Troy.....	5	53	0	22	
Coastal Carolina.....	2	15	0	8	
ULM.....	1	8	0	8	
App State.....	4	74	1	40	19
South Alabama.....	5	176	0	65	
Georgia Southern.....	10	126	0	26	
Western Kentucky.....	3	62	1	26	26

2019.....	Rec	Yds	TD	LP	Touchdowns
Tennessee.....	1	6	0	6	
Furman.....	7	80	1	26	26
WMU.....	1	11	0	11	
Texas State.....	7	95	1	28	13
Arkansas State.....	9	120	1	43	11
Coastal Carolina.....	3	41	0	31	
Army.....	2	36	2	24	24, 12
Troy.....	5	40	0	14	
ULM.....	1	31	0	31	

2018.....	Rec	Yds	TD	LP	Touchdowns
Western Michigan.....	0	0	0	0	
ULM.....	2	74	0	55	
Troy.....	1	8	0	8	

**CAREER HIGHS**

**Receptions:** 10 vs. Georgia Southern, 2020  
**Yards Receiving:** 176 vs. South Alabama, 2020  
**Long Reception:** 65 vs. South Alabama, 2020  
**TD Receptions:** 3 vs. Arkansas State, 2020



## 92 - NOEL RUIZ

PK • 5-11, 180 • Sr.\*

Wilson, N.C. (Fike/North Carolina A&T)

- \* 2021 Preseason All-Sun Belt (1st team)
- \* 2020 All-Sun Belt Conference (1st team)
- \* Sun Belt Special Teams Player of the Week (Nov. 30, 2020)
- \* Lou Groza Award Star of the Week

- First-team All-Sun Belt placekicker in his second year with the program.
- Graduate transfer from North Carolina A&T, where he was an FCS All-American in 2019.
- Ranks third among all active FBS kickers with 333 career points, fourth with 177 career PAT, and eighth with 52 career field goals.
- Name pronounced no-ELL roo-EEZ

### 2020 SEASON HIGHLIGHTS

- Led Sun Belt kickers in scoring with 8.0 ppg (second among all players) and is second with 1.44 field goals per game.
- Second in the Sun Belt in FG% at .812 (13-16), also the second-best mark in program history.
- Named Sun Belt Special Teams Player of the Week and a Lou Groza Award Star of the Week after kicking three field goals and scoring 10 points in win over Georgia Southern. His third FG of the game, from 35 yards, gave Georgia State a six-point lead with two minutes left.
- Kicked a 25-yard field goal in OT and made all four PAT in his GSU debut vs. No. 19 Louisiana
- Shares the school record of seven PAT in a game (vs. East Carolina, Arkansas State and ULM).
- Booted three field goals in win over Troy and two at App State.
- Special Teams Player of the Game in the LendingTree Bowl win over Western Kentucky with field goals of 45 and 29 yards and nine points in 39-21 victory.

### AT NORTH CAROLINA A&T

- Led FCS with 1.92 field goals per game while ranking fifth in FG% (.852) and 10th in scoring (9.7 ppg) in 2019.
- Was 23-for-27 on field goals and 47-for-52 on extra points in 2019.
- Career-long 52-yard field goal in win over Elon.

### CAREER STATISTICS

Kicking	G	PAT	FG	0-29	30-39	40-49	50+	LG	Pts
2017 (NC A&T) ....	12	48-54	9-14	3-4	5-7	1-3	0-0	41	75
2018 (NC A&T) ....	12	44-49	5-10	0-0	3-4	2-6	0-0	43	59
2019 (NC A&T) ....	12	47-52	23-27	9-9	8-9	5-8	1-1	52	116
2020 (GSU) .....	9	30-35	13-16	6-6	5-5	2-4	0-1	46	72
2021 (GSU) .....	3	5-6	2-2	0-0	2-2	0-0	0-0	33	4
Total .....	48	177-196	52-69	18-19	23-27	10-21	1-2	52	326

### FIELD GOALS [ ] Indicates FG made

2017: 31CHA, 42MORGAN, [36SCSU], [41SCSU], [27SCSU], [22FAMU], [30BCU], 23NSU, [25SSU], [30SSU], [32SSU], [31NCCU], 42GRAM, 38GRAM

2018: 39JSU, 42GWU, [43GWU], 43MORGAN, [31SCSU], 44FAMU, 40BCU, [42NSU], [32NCCU], [36ALCN]

2019: 43ELON, 40ELON, [52ELON], [40DUKE], [36DUKE], [31CSU], [43CSU], [46CSU], [27CSU], [NSU24], 46FAMU, [26FAMU], [24FAMU], [32FAMU], [27HOW], [48HOW], [31HOW], [23SCSU], [22SCSU], [34MORGAN], [28MORGAN], [46MORGAN], [35NCCU], 31NCCU, [33NCCU], [26ALCN], [38ALCN]

2020: [25LA], 44ECU, [29ASU], [46TROY], 53TROY, [31TROY], [37TROY], 47CCU, [21ULM], [23APP], [32APP], [35GS], [29GS], [35GS], [45WKU], [29WKU]

2021: [33ARMY], [37UNC]

### CAREER HIGHS (AT N.C. A&T)

Field Goals Made: 4 vs. Charleston Southern, 2019

Field Goals Attempted: 4 vs. Charleston Southern, 2019; FAMU, 2019

Long Field Goal: 52 vs. Elon, 2019

PAT: 8 vs. Alcorn State, 2019

Points: 15 vs. Howard, 2019 (3 FG, 6 PAT)



## 62 - MALIK SUMTER

C • 6-1, 280 • R-Sr.

Irmo, S.C. (Dutch Fork)

- \* 2020 All-Sun Belt Conference (HM)
- \* 2019 All-Sun Belt Conference (HM)
- \* 2020 Rimington Trophy Watch List

- Three-year starter center and two-time All-Sun Belt selection.

- Took over for the final five games of 2018 and has started 31 straight games.
- Part of a GSU offense that averaged a school-record 33.3 points per game in 2020 while ranking second in program history in rushing yards per game (194.0) and third in total offense per game (424.3).
- Helped the Panthers rank No. 13 in FBS in rushing (241.6) in 2019 with a GSU record 3,141 yards, including school-record games against Arkansas State (340 yards), Coastal Carolina (350 yards), Troy (390 yards) and ULM (414 yards). Also helped the offense set records for total offense (5,718), touchdowns (53), rushing TDs (30), first downs (305) and points (406).



## 47 - JHI'SHAWN TAYLOR

OLB • 6-3, 211 • R-Sr.

Cordele, Ga. (Crisp County)

- Veteran defender who returns to the starting lineup at outside linebacker.
- Younger brother Jahlil Taylor is a backup defensive lineman at North Carolina.
- Top game in 2020 was win over ULM, when he

- had two of Georgia State's six sacks .
- Started 12 games in 2019
- Made his first start vs. Furman and had a sack.
- Six tackles and a fumble recovery in 2019 win at Tennessee.
- Career-high seven tackles in win over South Alabama.

### CAREER STATISTICS

Year	G	UA-A	Total	TFL	Sack	Int	PB	FR	FF
2018 .....	9	10-10	20	0	0	0	0	0	0
2019 .....	13	21-19	40	3-7	1.5-4	0	0	1-0	0
2020 .....	9	6-2	8	3-12	2-11	0	0	0	0
2021 .....	3	2-8	10	0	0	0	0	0	0
Total .....	33	39-39	78	3-7	3.5-15	0	1	1-0	0

### CAREER HIGHS

Tackles: 7 vs. South Alabama, 2019

Sacks: 2 vs. ULM 2020



## 2 - JAMARI THRASH

WR • 6-0, 180 • R-So.

LaGrange, Ga. (Troup County)

- Talented young receiver who leads the Panthers in receiving through three games
- Stepped into the starting lineup vs. Army and had career highs with seven receptions for 87 yards.
- Added two catches for 18 yards at UNC.

- Caught a 35-yard TD pass from Darren Grainger in the win over Charlotte. Also had a 27-yard catch.

**2020 SEASON HIGHLIGHTS**

- Caught a 22-yard touchdown pass in win over East Carolina
- Hauled in a 57-yard reception, GSU's longest completion of the season, vs. Arkansas State.
- Had two receptions for 24 yards in the LendingTree Bowl victory over WKU, including a diving, 5-yard touchdown catch.

**CAREER STATISTICS**

Year	G	Rec	Yds	Avg	TD	LP
2019	3	2	17	8.5	0	16
2020	9	9	161	17.9	2	57
2021	3	11	167	15.2	1	35
Total	15	22	345	15.7	3	57


**GAME-BY-GAME STATISTICS**

2021	Rec	Yds	TD	LP	Touchdowns
Army	7	87	0	18	
North Carolina	2	18	0	10	
Charlotte	2	62	1	35	35

2020	Rec	Yds	TD	LP	Touchdowns
Louisiana	2	10	0	7	
East Carolina	1	22	1	22	22
Arkansas State	1	57	0	57	
Troy	0	0	0	0	
Coastal Carolina	0	0	0	0	
ULM	2	27	0	19	
App State	1	21	0	21	
South Alabama	0	0	0	0	
Georgia Southern	DNP				
WKU	2	24	1	19	5

**CAREER HIGHS**

Receptions: 7 vs. Army, 2021  
 Receiving Yards: 87 vs. Army, 2021  
 Long Reception: 57 vs. Arkansas State, 2020

**40 - JORDAN VENEZIALE**

ILB • 6-0, 217 • Jr.  
 Dallas, Ga. (North Paulding)

- Inside linebacker who is the Panthers' leading tackler through three games with 27 stops.
- Made his first start at No. 22 North Carolina and had a career-high 10 tackles
- Added nine tackles vs. Charlotte and eight vs.

Army.

- Backup and special teams player in 2019-20
- Last name pronounced VEN-zee-al

**CAREER STATISTICS**

Year	G	UA-A	Total	TFL	Sack	Int	PB	FR	FF
2019	12	9-6	15	1.5-2	0-0	0	0	0	0
2020	10	11-7	18	0-0	0-0	0	0	1	0
2021	2	8-10	18	1-2	0-0	0	0	0	0
Total	24	28-23	51	2.5-4	0-0	0	0	1	0

**GAME-BY-GAME STATISTICS**

2021	UA-A	Total	Sack	TFL	FF	FR	Int	PB	BK
Army	3-5	8	0	1-2	0	0	0	0	0
UNC	5-5	10	0	0	0	0	0	0	0
Charlotte	7-2	9	0	0.5-1	0	0	0	0	0

**CAREER HIGHS**

Tackles: 10 vs. North Carolina, 2021

**20 - QUAVIAN WHITE**

CB • 5-10, 185 • Sr.

Greer, S.C. (Greer)

- \* 2020 All-Sun Belt Conference (2nd team)
- \* 2021 Preseason All-Sun Belt (2nd team)

- All-Sun Belt Conference cornerback and three-year starter in the secondary.

- Also handles punt and kickoff returns.
- Tied for second in GSU history with six career interceptions, one behind Chandon Sullivan's school record of seven. Has a GSU-record 84 yards on interception returns.
- Two late, game-saving interceptions in his career vs. Army in 2019 and Georgia Southern in 2020.
- Second in GSU history with 24 career passes defended (interceptions + breakups). Record is 25 by Chandon Sullivan.

**2020 SEASON HIGHLIGHTS**

- Fifth in Sun Belt and No. 20 in FBS in passes defended (1.2 pg) with three interceptions and eight pass breakups.
- Named to the Paul Hornung Award Weekly Honor Roll vs. No. 19 Louisiana. Grabbed an interception at GSU 15-yard line late in the first half, likely preventing a score. Also had seven solo tackles, two pass breakups, one kickoff return for 22 yards and two punt returns for 17 yards.
- Had an interception, one pass breakup and four tackles, including 1.5 sacks, to help GSU hold ECU to 286 total yards, 50 yards rushing and ZERO offensive touchdowns in 49-29 win.
- Six tackles and two pass breakups in win over ULM.
- His interception in the final two minutes sealed 30-24 win over Georgia Southern.

**2019 SEASON HIGHLIGHTS**

- Tied for the team lead with two interceptions and led the squad with seven pass breakups. Finished with 38 tackles, including two tackles for loss
- Made a game-saving interception on fourth down at the 2-yard line with 1:00 left to seal the Panthers' 28-20 win over Army. Also had five tackles and a pass breakup.
- Had two pass breakups against App State.
- Missed three games due to injury

**2018 SEASON HIGHLIGHTS**

- Started 11 games as a true freshman and had 42 tackles, one interception, two pass breakups and a fumble recovery.
- Intercepted NC State QB Ryan Finley at the goal line and returned it 23 yards.
- Against ULM, he raced down a ball carrier near the goal line, forced a fumble and recovered in the end zone for a touchback. Had a career-high six tackles.
- Had five tackles and a key pass breakup in the end zone vs. Coastal Carolina.

**CAREER STATISTICS**

Year	G	UA-A	Total	TFL	Sack	Int	PB	FR	FF
2018	12	31-11	42	1-4	0-0	1-23	2	1-0	1-0
2019	10	31-7	38	2-3	0-0	2-52	7	0	0
2020	9	37-12	49	2-9	1.5-7	3-9	8	0	0
2021	2	3-3	6	0-0	0-0	0-0	1	0	0
Total	33	102-33	135	5-16	4.5-14	6-84	18	1-0	1-0



Year	PR	Yds	Avg	TD	LP	KR	Yds	TD	LP	Avg	AIIP
2018	0	0	0.0	0	0	0	0	0	0	0.0	23
2019	7	27	3.9	0	10	0	0	0	0	0.0	52
2020	5	31	6.2	0	12	6	121	0	26	20.2	161
Total	12	58	4.8	0	12	6	121	0	15	20.2	263

## GAME-BY-GAME STATISTICS

2021	UA-A	Total	Sack	TFL	FF	FR	Int	PB	BK
Army	DNP								
UNC	2-2	4	0	0	0	0	0	1	0
Charlotte	1-1	0	0	0	0	0	0	0	0
2020	UA-A	Total	Sack	TFL	FF	FR	Int	PB	BK
Louisiana	7-0	7	0	0	0	0	1-14	2	0
ECU	3-1	4	1.5-7	1.5-7	0	0	1-(-1)	1	0
Arkansas St.	7-1	8	0	0.5-2	0	0	0	0	0
Troy	DNP								
Coastal	5-4	9	0	0	0	0	0	1	0
ULM	5-1	6	0	0	0	0	0	2	0
App State	2-2	4	0	0	0	0	0	1	0
USA	4-1	5	0	0	0	0	0	1	0
GS	2-1	3	0	0	0	0	1-(-4)	0	0
WKU	2-1	3	0	0	0	0	0	0	0
2019	UA-A	Total	Sack	TFL	FF	FR	Int	PB	BK
Tennessee	DNP-Injured								
Furman	2-0	2	0	0	0	0	0	0	0
WMU	DNP-Injured								
Texas State	DNP-Injured								
Arkansas State	3-0	0	0	0	0	0	0	1	0
Coastal	5-0	5	0	1-2	0	0	0	0	0
Army	3-2	5	0	0	0	0	1-27	1	0
Troy	3-1	4	0	1-1	0	0	0	1	0
ULM	4-2	6	0	0	0	0	0	0	0
App State	4-0	4	0	0	0	0	0	2	0
USA	2-0	2	0	0	0	0	0	1	0
GS	3-1	4	0	0	0	0	0	0	0
Wyoming	2-1	3	0	0	0	0	1-25	1	0
2018	UA-A	Total	Sack	TFL	FF	FR	Int	PB	BK
Kennesaw St.	4-1	5	0	0	0	0	0	0	0
NC State	1-2	3	0	0	0	0	1-23	0	0
Memphis	1-0	1	0	0	0	0	0	0	0
WMU	2-1	3	0	1-4	0	0	0	0	0
ULM	5-1	6	0	0	1	1-0	0	0	0
Troy	3-2	5	0	0	0	0	0	0	0
Arkansas St.	4-1	5	0	0	0	0	0	1	0
Coastal	5-0	5	0	0	0	0	0	1	0
Texas State	3-1	4	0	0	0	0	0	0	0
Louisiana	2-0	2	0	0	0	0	0	0	0
App State	1-2	3	0	0	0	0	0	0	0
GS	0-0	0	0	0	0	0	0	0	0

## CAREER HIGHS

Tackles: 9 vs. Coastal Carolina, 2020



## 21 - JAMYEST WILLIAMS

RB • 5-9, 185 • R-Sr.

Athens, Ga. (Grayson/South Carolina)

- Talented athlete at running back
- Joined the program in 2020 as a transfer from South Carolina, where he played in the secondary.
- Rushed for a career-high 73 yards on just seven carries in win over Charlotte. Scored the game-clinching touchdown on 13-yard run with 1:38 left.

## 2020 SEASON HIGHLIGHTS

- Had his best game of 2020 in win at South Alabama with 116 all-purpose yards. Rushed for 68 yards on 10 carries, including a 42-yard jaunt. Caught five passes for 48 yards with a long of 23.

- Rushed for 56 yards on nine carries and caught two passes for 18 in win over ULM. Also caused a fumble on punt coverage.
- Added 45 yards rushing and one catch for 11 yards in LendingTree Bowl win over WKU.
- First name pronounced juh-MY-est

## CAREER STATISTICS

Year	G	Att	Yds	Avg	TD	LP	Rec	Yds	TD	LP	AIIP
2020	8	47	253	5.4	0	42	8	77	0	23	347
2021	2	10	29	2.9	0	7	0	0	0	24	
Total	10	57	282	4.9	0	42	8	77	0	23	371

Year	G	UA-A	Total	TFL	Sack	Int	PB	FR	FF
2017 (USC)	11	32-6	38	4-6	0-0	2	1	1	0
2018 (USC)	8	21-11	32	1-2	0-0	1	2	0	0
Total	19	53-17	70	5-8	0-0	3	3	1	0

## GAME-BY-GAME STATISTICS

2021	Rsh	Yds	TD	LP	Rec	Yds	TD	LP	All-P	TD
Army	6	24	0	7	0	0	0	0	24	
UNC	4	5	0	4	0	0	0	0	5	
Charlotte	7	73	1	31	0	0	0	0	73	13

2020	Rsh	Yds	TD	LP	Rec	Yds	TD	LP	All-P	TD
Arkansas St.	6	44	0	24	0	0	0	0	44	
Troy	8	27	0	17	0	0	0	0	27	
Coastal	3	6	0	5	0	0	0	0	23	
ULM	9	55	0	19	2	18	0	14	73	
App State	1	9	0	9	9	9	9	9	9	
USA	10	68	0	42	5	48	0	23	116	
Georgia Southern	DNP									
WKU	10	45	0	20	1	11	0	11	56	

## CAREER HIGHS

Tackles: 10 vs. Texas A&amp;M, 2017

Rushing Attempts: 10 vs. South Alabama, 2020; WKU, 2020

Yards Rushing: 73 vs. Charlotte, 2021

Long Run: 42 vs. South Alabama, 2020

Receptions: 5 vs. South Alabama, 2020

Yards Receiving: 48 vs. South Alabama, 2020



## 90 - HARDRICK WILLIS

DE • 6-3, 260 • R-Sr.

Jonesboro, Ga. (Mundy's Mill)

- \* 2020 Team Captain
- \* 2021 Preseason All-Sun Belt (2nd team)
- \* 2020 All-Sun Belt Conference (2nd team)
- \* 2019 All-Sun Belt Conference (HM)

- Two-time All-Sun Belt defensive end and Georgia State's career leader with 12.0 sacks, breaking the record of 10.5 by Mackendy Cheridor.
- Has two of the program's top four season sacks totals with 6.0 in 2020 and 4.5 in 2019.
- Tied for seventh in GSU history with 19.0 tackles for loss.

## 2020 SEASON HIGHLIGHTS

- All-Sun Belt Conference (second team)
- Second on the team and third in the Sun Belt with 6.0 sacks (0.7 pg).
- Helped the GSU defense record a school-record 35 sacks (No. 7 in FBS and No. 1 in Sun Belt).
- Broke the GSU career sack record with 1.5 sacks in win at South Alabama as the Panthers tied the school record with seven sacks and allowed just 14 points and 324 yards.
- Four tackles and a sack at Arkansas State
- Had 1.5 sacks, including one on which he stripped the QB and GSU recovered, in win over ULM

- Recorded his fourth sack at App State, helping hold the Mountaineers to a season-low 310 total yards.
- Third on the team with 7.0 TFL, along with 25 tackles and a forced fumble.

**2019 SEASON HIGHLIGHTS**

- All-Sun Belt Conference (honorable mention)
- Led the team with 8.5 tackles for loss, 4.5 sacks and two forced fumbles.
- Had five tackles with 2 TFL, including one sack, in win at Tennessee. On the second play of the game, he caused a fumble that GSU recovered at the UT 23 to set up a touchdowns. Helped GSU hold the Vols to 93 yards rushing.
- Blocked a PAT vs. Furman.
- Had a tackle for loss and pass breakup in win over Arkansas State.
- Recorded a sack for a 10-yard loss and a forced fumble as part of GSU's strong defensive effort in win at Coastal Carolina.
- Career-high seven tackles vs. App State, with a TFL and a shared sack.
- Had a sack in Panthers' strong defensive effort in win over South Alabama and another sack in the regular-season finale at Georgia Southern, giving him 4.5 TFL and 2.5 sacks in the final three games.

**2017 SEASON HIGHLIGHTS**

- Playing as a true freshman, had 19 tackles with 2.5 TFL and 1.5 sacks.
- Had a TFL at No. 5 Penn State.
- Shared sack in win over South Alabama, helping hold USA to then school-record 41 yards rushing.
- Had one of GSU's six sacks in the AutoNation Cure Bowl win over Western Kentucky, helping the Panthers set school record with minus-2 rushing yards allowed.

**CAREER STATISTICS**

Year	G	UA-A	Total	TFL	Sack	Int	PB	FR	FF
2017	11	12-7	19	2.5-12	1.5-11	0	0	0	0
2018		REDSHIRTED							
2019	11	25-15	40	8.5-37	4.5-31	0	1	0	2
2020	9	15-10	25	7.0-38	6.0-36	0	0	0	1
2021	2	4-3	7	1-2	0-0	0	0	0	0
Total	33	56-35	91	19.0-89	12.0-78	0	1	0	3

**GAME-BY-GAME STATISTICS**

2021	UA-A	Total	Sack	TFL	FF	FR	Int	PB	BK
Army	DNP								
UNC	2-2	4	0	0	0	0	0	0	0
Charlotte	2-1	3	0	1-2	0	0	0	0	0
2020	UA-A	Total	Sack	TFL	FF	FR	Int	PB	BK
Louisiana	0-1	1	0.5-8	0.5-8	0	0	0	0	0
ECU	2-0	2	0	0	0	0	0	0	0
Arkansas St.	4-0	4	1-3	1-3	0	0	0	0	0
Troy	DNP								
Coastal	0-0	0	0	0	0	0	0	0	0
ULM	2-1	3	1.5-9	1.5-9	1	0	0	0	0
App State	1-2	3	1-3	1-3	0	0	0	0	0
USA	2-2	4	1.5-13	1.5-13	0	0	0	0	0
GS	4-1	5	0	1-2	0	0	0	0	0
WKU	0-3	3	0.5-0	0.5-0	0	0	0	0	0
2019	UA-A	Total	Sack	TFL	FF	FR	Int	PB	BK
Tennessee	4-1	5	1-7	2-9	1	0	0	0	0
Furman	0-0	0	0	0	0	0	0	0	1
WMU	DNP-INJURED								
Texas State	DNP-INJURED								
Arkansas St.	2-0	2	0	1-1	0	0	0	1	0
CCU	1-2	3	1-10	1-10	1	0	0	0	0
Army	3-3	6	6	0	0	0	0	0	0
Troy	1-2	3	0	0	0	0	0	0	0
ULM	2-3	5	0	0	0	0	0	0	0
App State	5-2	7	0.5-5	1.5-2	0	0	0	0	0
USA	3-0	3	1-8	1-8	0	0	0	0	0

GS	4-2	6	1-6	2-7	0	0	0	0	0
Wyoming	0-0	0	0	0	0	0	0	0	0

2017	UA-A	Total	Sack	TFL	FF	FR	Int	PB	BK
Tenn. State	0-0	0	0	0	0	0	0	0	0
Penn State	2-0	2	0	1-1	0	0	0	0	0
Charlotte	1-1	2	0	0	0	0	0	0	0
CCU	0-2	2	0	0	0	0	0	0	0
ULM	0-1	1	0	0	0	0	0	0	0
Troy	2-2	4	0	0	0	0	0	0	0
USA	1-1	2	0.5-3	0.5-3	0	0	0	0	0
GS	0-0	0	0	0	0	0	0	0	0
Texas State	DNP-INJURED								
App State	2-0	2	0	0	0	0	0	0	0
Idaho	1-0	1	0	0	0	0	0	0	0
WKU	3-0	3	1-8	1-8	0	0	0	0	0

**CAREER HIGHS**

Tackles: 7 vs. App State, 2019

Sacks: 1.5 vs. ULM, 2020; South Alabama, 2020

TFL: 2 vs. Tennessee, 2019; Georgia Southern, 2019

**52 - DONTAE WILSON**

NG • 6-0, 275 • Sr.\*

Jefferson, Ga. (Jefferson)

\* 2020 Team Captain

\* 2021 Preseason All-Sun Belt (2rd)

\* 2020 All-Sun Belt Conference (3rd)

\* 2019 All-Sun Belt Conference (HM)

- Fourth-year starter on the defensive line and a two-time All-Sun Belt honoree.
- Fourth in GSU history with 9.0 career sacks and fifth with 21.0 tackles for loss.
- Had a fumble recovery and a shared sack at No. 22 North Carolina.

**2020 SEASON HIGHLIGHTS**

- Made 27 tackles with 3.5 TFL and a fumble recovery in eight games.
- Opened the season with two tackles for loss vs. No. 19 Louisiana
- Keyed strong defensive effort vs. East Carolina, when GSU allowed just 50 yards rushing and 286 total yards.
- Recovered a fumble on a strip sack by Hardrick Willis in win vs. ULM.
- Anchored a GSU defense that held four opponents to fewer than 100 yards rushing, including season-low 40 yards in win over Troy.
- Helped hold App State to season-low 310 yards.
- Missed final two regular-season games due to injury.

**2019 SEASON HIGHLIGHTS**

- All-Sun Belt Conference (honorable mention)
- First-team All-Sun Belt selection by Pro Football Focus, which said, "he may very well be one of the best true nose tackles in all of college football."
- Fourth on the team with 49 tackles, including seven TFL and three sacks.
- Contributed two sacks in win over Furman.
- Had two key defensive plays in the second half of win over Arkansas State with a forced fumble for a 2-yard loss and then a third-down sack at the GSU 23 to force a field goal.
- Outstanding game against Army's triple option offense as he made a career-high 10 tackles.

**2018 SEASON HIGHLIGHTS**

- Third on the team with four tackles for loss, including 1.5 sacks
- Collected 30 tackles, including a career-high six in win over Kennesaw State.

## 2017 SEASON HIGHLIGHTS

- Top backup as a true freshman, when tied for the team lead with four sacks, just one shy of the GSU season record. Finished with 24 tackles and five tackles for loss.
- Had a sack that caused a fumble at No. 5 Penn State.
- Added another sack in shutout win at Charlotte and shared sacks in win over ULM and South Alabama.
- Collected sack No. 4 in the AutoNation Cure Bowl win over Western Kentucky, helping the Panthers set a school record by allowing a net of minus-2 yards rushing.

## CAREER STATISTICS

Year	G	UA-A	Total	TFL	Sack	Int	PB	FR	FF
2017	12	10-14	24	5-28	4-27	0	0	0	1
2018	12	18-12	30	4-15	1.5-11	0	0	0	0
2019	13	22-27	47	7-23	3-16	0	0	0	2
2020	8	15-12	27	3.5-4	0-0	0	0	1-0	0
2021	3	3-4	7	1.5-4	0.5-4	0	0	1-0	0
Total	48	68-69	137	21-74	9-58	0	0	2-0	3

## GAME-BY-GAME STATISTICS

2021	UA-A	Total	Sack	TFL	FF	FR	Int	PB	BK
Army	3-1	4	0	1-1	0	0	0	0	0
UNC	0-2	2	0.5-3	0.5-3	0	1-0	0	0	0
Charlotte	0-1	1	0	0	0	0	0	0	0
2020	UA-A	Total	Sack	TFL	FF	FR	Int	PB	BK
Louisiana	3-1	4	0	2-2	0	0	0	0	0
ECU	4-1	5	0	0	0	0	0	0	0
Arkansas St.	2-0	2	0	0	0	0	0	0	0
Troy	1-1	3	0	0	0	0	0	0	0
Coastal	3-1	4	0	1-1	0	0	0	0	0
ULM	2-2	4	0	0	0	1-0	0	0	0
App State	0-5	5	0	0.5-1	0	0	0	0	0
USA		DNP							
GS		DNP							
WKU	0-1	0	0	0	0	0	0	0	0
2019	UA-A	Total	Sack	TFL	FF	FR	Int	PB	BK
Tennessee	2-2	4	0	0	0	0	0	0	0
Furman	2-1	3	2-12	2-12	0	0	0	0	0
WMU	0-0	0	0	0	0	0	0	0	0
Texas State	2-5	7	0	1-7	0	0	0	0	0
Arkansas St.	2-1	3	1-4	1-4	1	0	0	0	0
CCU	1-2	3	0	0	0	0	0	0	0
Army	7-3	10	0	0	0	0	0	0	0
Troy	0-2	2	0	0	0	0	0	0	0
ULM	0-2	2	0	0	0	0	0	0	0
App State	1-2	3	0	0	0	0	0	0	0
USA	1-2	3	0	1-2	0	0	0	0	0
GS	2-4	6	0	1.5-1	0	0	0	0	0
Wyoming	2-1	3	0	0.5-0	0	0	0	0	0
2018	UA-A	Total	Sack	TFL	FF	FR	Int	PB	BK
Kennesaw St.	5-1	6	0	0	0	0	0	0	0
NC State	0-1	1	0	0	0	0	0	0	0
Memphis	1-0	1	0	1-2	0	0	0	0	0
WMU	3-0	3	0	0	0	0	0	0	0
ULM	1-0	1	1-8	1-8	0	0	0	0	0
Troy	0-4	4	0.5-3	0.5-3	0	0	0	0	0
Arkansas St.	1-1	2	0	0	0	0	0	0	0
Coastal	2-0	2	0	0	0	0	0	0	0
Texas State	0-0	0	0	0	0	0	0	0	0
Louisiana	3-0	3	0	1-1	0	0	0	0	0
App State	1-2	3	0	0	0	0	0	0	0
GS	1-3	4	0	0.5-1	0	0	0	0	0

2017	UA-A	Total	Sack	TFL	FF	FR	Int	PB	BK
Tenn. State	0-1	1	0	0	0	0	0	0	0
Penn State	2-0	2	1-10	1-10	1	0	0	0	0
Charlotte	3-0	3	1-8	1-8	0	0	0	0	0
CCU	0-1	1	0	0	0	0	0	0	0
ULM	1-4	5	0.5-2	0.5-2	0	0	0	0	0
Troy	1-0	1	0	1-1	0	0	0	0	0
USA	1-1	2	0.5-2	0.5-2	0	0	0	0	0
GS	0-4	4	0	0	0	0	0	0	0
Texas State	0-1	1	0	0	0	0	0	0	0
App State	0-2	2	0	0	0	0	0	0	0
Idaho	1-0	1	0	0	0	0	0	0	0
WKU	1-0	1	1-5	1-5	0	0	0	0	0

## CAREER HIGHS

Tackles: 10 vs. Army, 2019

Sacks: 2 vs. Furman, 2019



# GEORGIA STATE RECORDS - CAREER LEADERS

## RUSHING YARDS

Player	Years	Att	Yds
1. Tra Barnett	2016-19	387	2156
2. Destin Coates	2018*	308	1593
3. Travis Evans	2010-13	356	1500
4. Donald Russell	2011-12	248	1412
5. Dan Ellington	2018-19	319	1293
6. Tyler Neal	2013-17	288	1130
7. Glenn Smith	2014-17	301	1103
8. Kelton Hill	2010-13	176	1076
9. Seth Paige	2018-20	128	759
10. Tucker Gregg	2018*	147	714

## RUSHING ATTEMPTS

Player	Years	ATT
1. Tra Barnett	2016-19	387
2. Travis Evans	2010-13	356
3. Dan Ellington (QB)	2018-19	319
4. Destin Coates	2018*	304
5. Glenn Smith	2014-17	301
6. Tyler Neal	2013-17	288
7. Donald Russell	2011-12	248

## RUSHING TOUCHDOWNS

Player	Years	TD
1. Tra Barnett	2016-19	19
2. Destin Coates	2018*	16
3. Tyler Neal	2013-17	13
4. Donald Russell	2011-12	12
5. Dan Ellington (QB)	2018-19	11
6. Travis Evans	2010-13	10

## 100-YARD RUSHING GAMES

Player	Years	Games
1. Tra Barnett	2016-19	8
2. Donald Russell	2011-12	6
Destin Coates	2018*	6
4. Seth Paige	2018-20	3

## PASSING YARDS

Player	Years	Yards
1. Nick Arbuckle	2014-15	7561
2. Conner Manning	2016-17	5830
3. Dan Ellington	2018-19	4566
4. Ronnie Bell	2012-14	3124
5. Cornelious Brown IV.	2019*	2605

## PASS ATTEMPTS

Player	Years	Att
1. Nick Arbuckle	2014-15	915
2. Conner Manning	2016-17	776
3. Dan Ellington	2018-19	647

## PASS COMPLETIONS

Player	Years	Cmp
1. Nick Arbuckle	2014-15	566
2. Conner Manning	2016-17	466
3. Dan Ellington	2018-19	401

## TOUCHDOWN PASSES

Player	Years	TD
1. Nick Arbuckle	2014-15	51
2. Dan Ellington	2018-19	34
3. Conner Manning	2016-17	30

## TOTAL OFFENSE

Player	Years	Yards
1. Nick Arbuckle	2014-15	7566
2. Conner Manning	2016-17	5950
3. Dan Ellington	2018-19	5859
4. Ronnie Bell	2012-14	3298
5. Cornelious Brown IV.	2019*	2911

## TOUCHDOWN RESPONSIBILITY

Player	Years	TDR
1. Nick Arbuckle	2014-15	59
2. Dan Ellington	2018-19	45
3. Conner Manning	2016-17	33
4. Cornelious Brown IV.	2019*	25

## RECEIVING YARDS

Player	Years	Rec	Yds
1. Robert Davis	2013-16	222	3391
2. Albert Wilson	2010-13	175	3190
3. Penny Hart	2015-18	202	2950
4. Cornelius McCoy	2018*	139	1714
5. Donovan Harden	2014-15	99	1610
6. Danny Williams	2010-13	121	1605
7. Sam Pinckney	2018*	87	1369
8. Keith Rucker	2013-16	90	1148
9. Glenn Smith	2014-17	111	1122

## RECEPTIONS

Player	Years	Rec
1. Robert Davis	2013-16	222
2. Penny Hart	2015-18	202
3. Albert Wilson	2010-13	175
4. Cornelius McCoy	2018*	139
5. Danny Williams	2010-13	121
6. Glenn Smith	2014-17	111
7. Donovan Harden	2014-15	99
8. Keith Rucker	2013-16	90
9. Sam Pinckney	2018*	87

## TOUCHDOWN RECEPTIONS

Player	Years	Rec
1. Albert Wilson	2010-13	23
2. Penny Hart	2015-18	19
3. Robert Davis	2013-16	17
4. Donovan Harden	2014-15	12
Sam Pinckney	2018*	12
6. Keith Rucker	2013-16	10
Roger Carter	2017*	10
Cornelius McCoy	2019*	10

## 100-YARD RECEIVING GAMES

Player	Years	Games
1. Albert Wilson	2010-13	13
2. Penny Hart	2015-18	11
3. Robert Davis	2013-16	10
4. Cornelius McCoy	2018*	5
Sam Pinckney	2018*	5

## KICKOFF RETURNS

Player	Years	KR
1. Albert Wilson	2010-13	95
2. Glenn Smith	2014-17	53
3. Parris Lee	2010-13	35
4. Avery Sweeting	2012-15	31
5. Kelton Hill	2010-13	25

## KICKOFF RETURN YARDS

Player	Years	KR Yds
1. Albert Wilson	2010-13	2338
2. Glenn Smith	2014-17	1186
3. Parris Lee	2010-13	664
4. Avery Sweeting	2012-15	604
5. Kelton Hill	2010-13	436

## PUNT RETURNS

Player	Years	PR
1. Albert Wilson	2010-13	41
2. Penny Hart	2015-18	16
3. Donovan Harden	2014-15	13
4. Quavian White	2018*	12

## PUNT RETURN YARDS

Player	Years	PR Yds
1. Albert Wilson	2010-13	376
2. Penny Hart	2015-18	200
3. Demarius Matthews	2010-13	78
4. Donovan Harden	2014-15	76

## ALL-PURPOSE YARDS

Player	Years	Yards
1. Albert Wilson	2010-13	6235
2. Penny Hart	2015-18	3497
3. Glenn Smith	2014-17	3411
4. Robert Davis	2013-16	3394
5. Tra Barnett	2016-19	2658
6. Travis Evans	2010-13	2052
7. Cornelius McCoy	2018*	1848
Kelton Hill	2010-13	1804

## TOUCHDOWNS SCORED

Player	Years	TD
1. Albert Wilson	2010-13	26
2. Penny Hart	2015-18	20
Tra Barnett	2016-19	20
4. Robert Davis	2013-16	17
5. Destin Coates	2018*	16

## POINTS

Player	Years	Points
1. Wil Lutz	2012-15	213
2. Brandon Wright	2016-19	200
3. Albert Wilson	2010-13	156
4. Penny Hart	2015-18	120
Tra Barnett	2016-19	120
6. Robert Davis	2013-16	102
7. Destin Coates	2018*	96

## FIELD GOALS

Player	Years	FG
1. Brandon Wright	2016-19	32
2. Wil Lutz	2012-15	31
3. Iain Vance	2010	15
Noel Ruiz	2020*	15

## PAT

Player	Years	PAT
1. Wil Lutz	2012-15	120
2. Brandon Wright	2016-19	104
3. Noel Ruiz	2020*	38
4. Iain Vance	2010	35

## PUNTS

Player	Years	Punts
1. Matt Hubbard	2011-14	214
2. Brandon Wright	2016-19	183
3. Wil Lutz	2012-15	95
4. Michael Hayes	2020*	65
5. Oliver Holdenson	2016-19	45

## PUNTING YARDS

Player	Years	Yards
1. Matt Hubbard	2011-14	8814
2. Brandon Wright	2016-19	7928
3. Wil Lutz	2012-15	3941
4. Michael Hayes	2020*	2663
5. Bo Schlechter	2010-11	1739

## PUNTING AVERAGE

Player	Years	Punts
1. Brandon Wright	2016-19	43.32
2. Wil Lutz	2012-15	42.84
3. Bo Schlechter	2010-11	42.41
4. Matt Hubbard	2011-14	41.19
Michael Hayes	2020*	41.00

## TACKLES

Player	Years	Tackles
1. Joseph Peterson	2012-15	381
2. Tarris Batiste	2013-15	263
Trey Payne	2014-17	263
4. T. Stephens-McQueen	2017-20	260
5. Michael Shaw	2015-18	216
6. Robert Ferguson	2010-13	199
7. Chase Middleton	2015-18	191
Victor Heyward	2017-20	191
9. Ed Curney	2015-19	186

## INTERCEPTIONS

Player	Years	Int
1. Chandon Sullivan	2014-17	7
2. Bryan Williams	2012-17	6
Quavian White	2018*	6
4. Brent McClendon	2010-13	5
Demazio Skelton	2011-12	5
Tarris Batiste	2013-15	5
Jerome Smith	2015-18	5
8. D'Mario Gunn	2011-12	4
Antavious Lane	2019*	4

## INTERCEPTION RETURN YARDS

Player	Years	Yds
1. Quavian White	2018*	84
2. D'Mario Gunn	2011-12	77
3. Antavious Lane	2019*	76
4. Remy Lazarus	2016-19	57
5. Tarris Batiste	2013-15	56

## SACKS

Player	Years	Sacks
1. Hardrick Willis	2017*	12
2. Jordan Strachan	2018-20	10.5
Mackendy Cheridor	2013-17	10.5
4. Christo Bilukidi	2010-11	9.0
Dontae Wilson	2017*	9.0
6. Marterious Allen	2015-18	8.5
7. Michael Shaw	2015-18	7.0
Jake Muasau	2010-11	7.0
Joseph Peterson	2012-15	7.0

## TACKLES FOR LOSS

Player	Years	TFL
1. Michael Shaw	2015-18	26.5
2. Mackendy Cheridor	2013-17	25.0
3. Joseph Peterson	2012-15	22.0
4. Tarris Batiste	2013-15	21.5
5. Dontae Wilson	2017*	21.0
6. Jarrell Robinson	2011-14	20.0
7. T. Stephens-McQueen	2017-20	19.0
Hardrick Willis	2017*	19.0
9. Victor Heyward	2017-20	17.5

## FUMBLES FORCED

Player	Years	FF
1. Mackendy Cheridor	2013-17	6
2. Jake Muasau	2010-11	4
Brent McClendon	2010-13	4

## FUMBLES RECOVERED

Player	Years	FR
1. Bobby Baker	2015-16	5
2. Jake Muasau	2010-11	4
3. Kail Singleton	2010-13	3
Ed Curney	2015-19	3
Jordan Strachan	2018-20	3

## GEORGIA STATE RECORDS - SINGLE-GAME HIGHS

### RUSHING YARDS

242	Tra Barnett vs. Troy, 2019
201	Donald Russell vs. Rhode Island, 2012
190	Tra Barnett vs. ULM, 2019
161	Tra Barnett vs. Coastal Carolina, 2018
152	Kelton Hill vs. West Alabama, 2011 (QB)
150	<b>Destin Coates vs. Louisiana, 2020</b>
146	Donald Russell vs. Campbell, 2011
145	Seth Paige vs. ULM, 2018
142	<b>Tucker Gregg vs. Arkansas State, 2020</b>
141	Kelton Hill vs. Campbell, 2011 (QB)
139	Tra Barnett vs. Arkansas state, 2019
136	Donald Russell vs. South Alabama, 2011
128	Dan Ellington vs. Coastal Carolina, 2019 (QB)
128	Tra Barnett vs. South Alabama, 2019
127	Tra Barnett vs. Western Michigan, 2019
123	Krysten Hammon vs. New Mexico State, 2014
120	Donald Russell vs. S.C. State, 2012
119	<b>Destin Coates vs. ULM, 2019</b>
119	Donald Russell vs. Richmond, 2012
118	Travis Evans vs. West Virginia, 2013
117	<b>Destin Coates vs. WKU, 2020</b>
115	<b>Destin Coates vs. Troy, 2020</b>
113	<b>Destin Coates vs. East Carolina, 2020</b>
113	Dan Ellington vs. Appalachian State, 2018 (QB)
110	Tra Barnett vs. Coastal Carolina, 2019
109	Seth Paige vs. Troy, 2019
108	Tra Barnett vs. Army, 2019
107	Donald Russell vs. W&M, 2012
102	<b>Destin Coates vs. ULM, 2020</b>
104	Seth Paige vs. Coastal Carolina, 2019
104	Albert Wilson vs. Arkansas State, 2013
100	Taz Bateman vs. Penn State, 2017

### MULTIPLE 100-YD RUSHERS IN SAME GAME

128	Dan Ellington vs. Coastal Carolina, 2019 (QB)
110	Tra Barnett vs. Coastal Carolina, 2019
104	Seth Paige vs. Coastal Carolina, 2019
242	Tra Barnett vs. Troy, 2019
109	<b>Seth Paige vs. Troy, 2019</b>
190	Tra Barnett vs. ULM, 2019
119	<b>Destin Coates vs. ULM, 2019</b>

### RUSHING ATTEMPTS

34	Tra Barnett vs. Troy, 2019
34	<b>Destin Coates vs. Louisiana, 2020</b>
32	Tra Barnett vs. Troy, 2019
31	Glenn Smith vs. Charlotte, 2017
29	Taz Bateman vs. Penn State, 2017
27	Marcus Caffey vs. UL Lafayette, 2014

### RUSHING TOUCHDOWNS

3	Marcus Caffey vs. UL Lafayette, 2014
3	<b>Destin Coates vs. Arkansas State, 2019</b>
3	<b>Tucker Gregg vs. South Alabama, 2020</b>
2	Drew Little vs. South Alabama, 2010
2	Donald Russell vs. three teams
2	Kelton Hill vs. West Alabama, 2011
2	Parris Lee vs. Shorter, 2010
2	Krysten Hammon vs. New Mexico State, 2014
2	Kyler Neal vs. New Mexico State, 2015; Georgia Southern, 2015
2	Nick Arbuckle vs. Ball State, 2015
2	Kyler Neal vs. Georgia Southern, 2015
2	Glenn Smith vs. Charlotte, 2017
2	Dan Ellington vs. Western Michigan, 2018; Troy, 2019
2	Seth Paige vs. ULM, 2018
2	Tra Barnett vs. five teams
2	<b>Destin Coates vs. East Carolina, 2020; ULM, 2020</b>
2	<b>Cornelius Brown IV vs. Arkansas State, 2020</b>

### RECEIVING YARDS

191	Penny Hart vs. Georgia Southern, 2017
190	Penny Hart vs. ULM, 2017
186	Donovan Harden vs. Georgia Southern, 2014
179	Donovan Harden vs. Liberty, 2015
177	Robert Davis vs. Texas State, 2015
176	<b>Sam Pinckney vs. South Alabama, 2020</b>
175	Albert Wilson vs. South Alabama, 2011
167	Albert Wilson vs. Samford, 2013
158	Albert Wilson vs. Jacksonville State, 2013
154	Keith Rucker vs. Troy, 2015 (Most by TE)
153	Albert Wilson vs. Troy, 2013
151	Danny Williams vs. Murray State, 2011
150	Albert Wilson vs. UTSA, 2012
150	Penny Hart vs. New Mexico State, 2015
149	Robert Davis vs. Texas State, 2016

149	Albert Wilson vs. Old Dominion, 2012
149	Albert Wilson vs. Arkansas State, 2013
146	<b>Sam Pinckney vs. Arkansas State, 2020</b>
146	Albert Wilson vs. Jacksonville State, 2011
145	Keith Rucker vs. Georgia Southern, 2016
143	<b>Cornelius McCoy vs. Furman, 2019</b>
141	Penny Hart vs. Charlotte, 2017
134	<b>Sam Pinckney vs. East Carolina, 2020</b>
132	Albert Wilson vs. Chattanooga, 2013
132	Penny Hart vs. Coastal Carolina, 2017
132	Donovan Harden vs. South Alabama, 2014
131	Glenn Smith vs. Wisconsin, 2016
128	Penny Hart vs. Troy, 2018
128	Penny Hart vs. Oregon, 2015
128	Penny Hart vs. Arkansas State, 2015
126	<b>Sam Pinckney vs. Georgia Southern, 2020</b>
125	Robert Davis vs. Ball State, 2015
123	Glenn Smith vs. UL Monroe, 2016
122	Todd Boyd vs. Troy, 2016
121	Keith Rucker vs. UL Lafayette, 2013
120	Albert Wilson vs. West Alabama, 2011
120	<b>Sam Pinckney vs. Arkansas State, 2019</b>
120	Devin Gentry vs. Texas State, 2017
119	Penny Hart vs. Georgia Southern, 2015
118	<b>Cornelius McCoy vs. ULM, 2020</b>
118	Penny Hart vs. Coastal Carolina, 2018
118	LynQuez Blair vs. Abilene Christian, 2014
117	Robert Davis vs. Texas State, 2014
117	Robert Davis vs. Troy, 2016
114	Robert Davis vs. UL Monroe, 2016
113	Penny Hart vs. Texas State, 2015
112	Robert Davis vs. Idaho, 2016
111	Joel Ruiz vs. Abilene Christian, 2014
111	<b>Cornelius McCoy vs. Georgia Southern, 2020</b>
110	Robert Davis vs. South Alabama, 2013
108	Robert Davis vs. South Alabama, 2014
108	Emmanuel Ogbuehi vs. ODU, 2012
107	<b>Cornelius McCoy vs. Arkansas State, 2019</b>
105	Albert Wilson vs. New Hampshire, 2012
104	Albert Wilson vs. Villanova, 2012
103	Danny Williams vs. N.C. Central, 2010
103	Jawan Nobles vs. UL Monroe, 2016
102	Danny Williams vs. Old Dominion, 2010
101	Danny Williams vs. Morehead State, 2010
101	Albert Wilson vs. South Alabama, 2013
100	Robert Davis vs. Chattanooga, 2013

### MULTIPLE 100-YD RECEIVERS IN SAME GAME

126	<b>Sam Pinckney vs. Georgia Southern, 2020</b>
111	<b>Cornelius McCoy vs. Georgia Southern, 2020</b>
120	<b>Sam Pinckney vs. Arkansas State, 2019</b>
107	<b>Cornelius McCoy vs. Arkansas State, 2019</b>
123	Glenn Smith vs. UL Monroe, 2016
114	Robert Davis vs. UL Monroe, 2016
103	Jawan Nobles vs. UL Monroe, 2016
122	Todd Boyd vs. Troy, 2016
117	Robert Davis vs. Troy, 2016
177	Robert Davis vs. Texas State, 2015
113	Penny Hart vs. Texas State, 2015
118	LynQuez Blair vs. Abilene Christian, 2014
111	Joel Ruiz vs. Abilene Christian, 2014
132	Donovan Harden vs. South Alabama, 2014
108	Robert Davis vs. South Alabama, 2014
110	Robert Davis vs. South Alabama, 2013
101	Albert Wilson vs. South Alabama, 2013
132	Albert Wilson vs. Chattanooga, 2013
100	Robert Davis vs. Chattanooga, 2013
149	Albert Wilson vs. Old Dominion, 2012
108	Emmanuel Ogbuehi vs. ODU, 2012

### RECEPTIONS

11	Penny Hart vs. ULM, 2017
11	Penny Hart vs. Charlotte, 2017
11	Penny Hart vs. New Mexico State, 2015
11	Donovan Harden vs. Georgia Southern, 2014
11	Danny Williams vs. Old Dominion, 2010
10	Donovan Harden vs. South Alabama, 2014
10	Keith Rucker vs. Troy, 2015 (Most by TE)
10	<b>Cornelius McCoy vs. Furman, 2019</b>
10	<b>Sam Pinckney vs. Georgia Southern, 2020</b>
9	<b>Sam Pinckney vs. Arkansas State, 2019</b>
9	Todd Boyd vs. Troy, 2016
9	Robert Davis vs. Texas State, 2016

9	Robert Davis vs. Arkansas State, 2016
9	Robert Davis vs. Idaho, 2016
9	Penny Hart vs. Oregon, 2015
9	Robert Davis vs. Ball State, 2015
9	Danny Williams vs. Murray State, 2011
9	LynQuez Blair vs. Troy, 2014

### RECEIVING TOUCHDOWNS

4	Donovan Harden vs. Georgia Southern, 2014
3	Penny Hart vs. ULM, 2017
3	<b>Sam Pinckney vs. Arkansas State, 2020</b>
2	Albert Wilson vs. seven teams
2	Jordan Giles vs. Campbell, 2011
2	Arthur Williams vs. Morehead St., 2010
2	Kelton Hill vs. Samford, 2013
2	Joel Ruiz vs. Abilene Christian, 2014
2	LynQuez Blair vs. Air Force, 2014; Troy, 2014
2	Donovan Harden vs. two teams
2	Penny Hart vs. New Mexico State, 2015
2	Keith Rucker vs. two teams
2	Devin Gentry vs. Texas State, 2017
2	Diondre Champaigne vs. Arkansas State, 2018
2	<b>Cornelius McCoy vs. ULM, 2020</b>
2	<b>Sam Pinckney vs. East Carolina, 2020; Army, 2019</b>
2	<b>Roger Carter vs. Troy, 2020</b>

### PASSING YARDS

471	Nick Arbuckle vs. Texas State, 2015
446	Conner Manning vs. ULM, 2017
422	Conner Manning vs. ULM, 2016
414	Nick Arbuckle vs. Air Force, 2014
414	Drew Little vs. Old Dominion, 2010
413	Nick Arbuckle vs. Abilene Christian, 2014
412	Nick Arbuckle vs. Ball State, 2015
408	Nick Arbuckle vs. Georgia Southern, 2014
394	Nick Arbuckle vs. Liberty, 2015
391	Ronnie Bell vs. Samford, 2013

### PASS ATTEMPTS

53	Drew Little vs. Old Dominion, 2010
52	Conner Manning vs. Troy, 2016
51	Ronnie Bell vs. Samford, 2013
50	Ronnie Bell vs. Troy, 2013
47	Nick Arbuckle vs. Abilene Christian, 2014
46	Conner Manning vs. Arkansas State, 2016
46	Nick Arbuckle vs. Texas State, 2014

### PASS COMPLETIONS

32	Nick Arbuckle vs. Texas State, 2014
32	Nick Arbuckle vs. New Mexico State, 2015
32	Drew Little vs. Old Dominion, 2010
31	Nick Arbuckle vs. Abilene Christian, 2014
29	Nick Arbuckle vs. Troy, 2015
29	Dan Ellington vs. Arkansas State, 2019
29	Dan Ellington vs. Furman, 2019

### COMPLETION PERCENTAGE

.833	Dan Ellington vs. ULM, 2018 (15-18)
.824	Conner Manning vs. Tennessee St., 2017 (14-17)
.800	Kelton Hill vs. South Alabama 2011 (12-15)
.784	Dan Ellington vs. Furman, 2019 (29-37)
.778	Dan Ellington vs. South Alabama, 2019 (21-27)
.765	Drew Little vs. Shorter, 2010 (13-17)

### TOUCHDOWN PASSES

5	Dan Ellington vs. Furman, 2018
4	Conner Manning vs. ULM, 2017
4	Nick Arbuckle vs. Texas State, 2015; Abilene Christian, 2014; Georgia Southern, 2014; Texas State, 2014
4	Ronnie Bell vs. Troy, 2013
4	Kelton Hill vs. Campbell, 2011
4	Drew Little vs. Morehead State, 2010
4	Drew Little vs. Savannah State, 2010

### TOTAL OFFENSE

496	Nick Arbuckle vs. Texas State, 2015
465	Conner Manning vs. ULM, 2017
451	Dan Ellington vs. Arkansas State, 2019
448	Dan Ellington vs. Furman, 2019
438	Nick Arbuckle vs. Abilene Christian, 2014
428	Conner Manning vs. Texas State, 2017
420	Conner Manning vs. ULM, 2016
419	Nick Arbuckle vs. Air Force, 2014
418	Drew Little vs. Old Dominion, 2010
412	Nick Arbuckle vs. Georgia Southern, 2014

# GEORGIA STATE RECORDS - SINGLE-GAME HIGHS

## TD RESPONSIBILITY (RUSH/PASS)

- 5 Cornelious Brown IV vs. Arkansas State, 2020 (3/2)
- 5 Dan Ellington vs. Furman, 2019 (5/0)
- 5 Kelton Hill vs. Campbell, 2011 (1/4)
- 4 Cornelious Brown IV vs. ULM, 2020 (3/1)
- 4 Dan Ellington vs. Troy, 2019 (2/2)
- 4 Conner Manning vs. ULM, 2017 (0/4)
- 4 Nick Arbuckle vs. 6 teams
- 4 Ronnie Bell vs. Troy, 2013 (0/4)
- 4 Drew Little vs. 3 teams

## TOUCHDOWNS SCORED

- 4 Donovan Harden vs. Georgia Southern, 2014
- 3 Penny Hart vs. ULM, 2017
- 3 Sam Pinckney vs. Arkansas State, 2020
- 3 Destin Coates vs. Arkansas State, 2019
- 3 Tucker Gregg vs. South Alabama, 2020
- 3 Marcus Caffey vs. UL Lafayette, 2014
- 3 Donald Russell vs. Rhode Island, 2012

## POINTS BY KICKING

- 15 Brandon Wright vs. Texas State, 2017
- 13 Iain Vance vs. Savannah State, 2010
- 12 Brandon Wright vs. Furman, 2019
- 12 Noel Ruiz vs. Troy, 2020
- 11 Brandon Wright vs. ULM, 2017
- 11 Iain Vance vs. Shorter, 2010; Shorter, 2010
- 11 Wil Lutz vs. Texas State, 2015; Rhode Island, 2012
- 11 Rogier ten Lohuis vs. Texas State, 2016

## FIELD GOALS

- 4 Brandon Wright vs. Texas State, 2017
- 3 Noel Ruiz vs. Troy, 2020
- 3 Noel Ruiz vs. Georgia Southern, 2020
- 3 Iain Vance vs. Lamar, 2010

## PAT

- 7 Noel Ruiz vs. East Carolina, 2020; Arkansas State, 2020; ULM, 2020
- 7 Brandon Wright vs. Arkansas State, 2019
- 7 Iain Vance vs. Savannah State, 2010

## PUNTS

- 10 Matt Hubbard vs. Old Dominion, 2011; Houston, 2011; Troy, 2013; West Virginia, 2013
- 9 Michael Hayes vs. Louisiana, 2020
- 8 Matt Hubbard vs. 10 teams

## PUNTING YARDS

- 406 Matt Hubbard vs. Old Dominion, 2011
- 398 Matt Hubbard vs. Troy, 2013
- 394 Brandon Wright vs. Western Michigan, 2019
- 393 Matt Hubbard vs. West Virginia, 2013
- 380 Wil Lutz vs. San Jose State, 2015

## PUNTING AVERAGE (MIN. 3 PUNTS)

- 62.2 Matt Hubbard vs. S.C. State, 2012 (5)
- 56.2 Brandon Wright vs. NC State, 2018 (4)
- 55.0 Wil Lutz vs. New Mexico State, 2015 (4)
- 53.8 Brandon Wright vs. Kennesaw State, 2018 (4)
- 52.0 Brandon Wright vs. WMU, 2018 (3)
- 51.0 Bo Schlechter vs. NCCU, 2010 (4)

## KICKOFF RETURNS

- 7 Devin Gentry vs. Troy, 2017
- 7 Avery Sweeting vs. Abilene Christian, 2014
- 5 Avery Sweeting vs. Georgia Southern, 2014
- 5 Albert Wilson vs. three teams
- 5 LynQuez Blair vs. Air Force, 2013
- 5 Marquan Greene vs. Arkansas State, 2015
- 5 Glenn Smith vs. Ball State, 2016

## KICKOFF RETURN YARDS

- 176 Albert Wilson vs. Villanova, 2012
- 169 Marquan Greene vs. Arkansas State, 2015
- 158 Devin Gentry vs. Troy, 2017
- 156 Albert Wilson vs. Old Dominion, 2012
- 140 Albert Wilson vs. Alabama, 2010

## PUNT RETURNS

- 7 Albert Wilson vs. Old Dominion, 2011
- 4 Penny Hart vs. Texas State, 2017
- 4 Albert Wilson vs. South Alabama, 2013

## PUNT RETURN YARDS

- 85 Albert Wilson vs. Old Dominion, 2011

- 69 Penny Hart vs. Texas State, 2018
- 67 Penny Hart vs. ULM, 2018
- 58 Albert Wilson vs. South Alabama, 2013
- 49 Penny Hart vs. Texas State, 2017

## ALL-PURPOSE YARDS

- 296 Albert Wilson vs. Old Dominion, 2012
- 290 Albert Wilson vs. Villanova, 2012
- 283 Albert Wilson vs. Arkansas State, 2013
- 280 Albert Wilson vs. Jacksonville State, 2013
- 268 Albert Wilson vs. Troy, 2013

## TACKLES

- 20 Trajan Stephens-McQueen vs. Army, 2019
- 17 Tarris Batiste vs. Liberty, 2015
- 16 Joseph Peterson vs. Troy, 2013
- 16 Fred Barnes vs. Shorter, 2010
- 15 Joseph Peterson vs. New Mexico State, 2014
- 15 Chase Middleton vs. Air Force, 2016
- 15 Trajan Stephens-McQueen vs. Texas State, 2019

## TACKLES FOR LOSS

- 4 Michael Shaw vs. UL Monroe, 2016
- 4 Alonzo McGee vs. Charlotte, 2015
- 4 Jake Muasau vs. UTSA, 2011

## TEAM SUPERLATIVES

### POINTS SCORED

- 55 Savannah State, 2010
- 52 ULM, 2020
- 52 Arkansas State, 2020
- 52 Troy, 2019
- 52 Arkansas State, 2019
- 49 East Carolina, 2020
- 48 Furman, 2019
- 47 ULM, 2017
- 46 ULM, 2018

### POINTS SCORED - HALF

- 42 ULM, 2020 (1st)
- 35 East Carolina, 2020 (1st)
- 34 Savannah State, 2010 (1st)
- 31 Arkansas State, 2019 (1st)
- 31 Texas State, 2015 (1st)
- 31 Furman, 2019 (2nd)
- 30 ULM, 2018 (1st)

### POINTS SCORED - QUARTER

- 24 Texas State, 2016 (2nd)
- 24 Arkansas State, 2019 (2nd)
- 21 14 times

### MARGIN OF VICTORY

- 34 Shorter, 2010
- 34 Savannah State, 2010
- 34 Clark Atlanta, 2011
- 34 Rhode Island, 2012
- 32 ULM, 2018
- 27 Morehead State, 2010
- 27 Georgia Southern, 2015

### TOTAL OFFENSE

- 722 Arkansas State, 2019
- 670 ULM, 2017
- 643 Texas State, 2015
- 583 Arkansas State, 2020
- 582 New Mexico State, 2015
- 579 Troy, 2019
- 566 Furman, 2019
- 566 Abilene Christian, 2014
- 536 Texas State, 2016
- 536 ULM, 2019
- 532 Air Force, 2014

### RUSHING YARDS

- 414 ULM, 2019
- 390 Troy, 2019
- 350 Coastal Carolina, 2019
- 340 Arkansas State, 2019
- 308 ULM, 2018
- 301 Campbell, 2011
- 298 Charlotte, 2021
- 280 Coastal Carolina, 2018
- 274 Rhode Island, 2012
- 269 Arkansas State, 2020
- 263 ULM, 2020

### PASSING YARDS

- 471 Texas State, 2015
- 446 UL Monroe, 2017
- 422 UL Monroe, 2016

- 4 Jarrell Robinson vs. Abilene Christian, 2014
- 3.5 Tarris Batiste vs. Clemson, 2014
- 3.5 Mackendy Cheridor vs. Texas State, 2016

## SACKS

- 3 Marterious Allen vs. ULM, 2017
- 3 Jake Muasau vs. Lambuth, 2010
- 2.5 Mackendy Cheridor vs. Texas State, 2016
- 2.5 Jordan Strachan vs. Troy, 2020

## INTERCEPTIONS

- 2 Bryan Williams vs. Charlotte, 2017
- 2 B.J. Clay vs. UT Martin, 2016
- 2 Jerome Smith vs. Ball State, 2016
- 2 Tarris Batiste vs. Georgia Southern, 2015
- 2 Bobby Baker vs. Charlotte, 2015
- 2 D'Mario Gunn vs. Murray State, 2011
- 2 Demazio Skelton vs. Old Dominion, 2012

## INTERCEPTION RETURN YARDS

- 73 D'Mario Gunn vs. Old Dominion, 2012
- 57 Remy Lazarus vs. Furman, 2019
- 50 Jerome Smith vs. Ball State, 2016
- 38 B.J. Clay vs. UT Martin, 2016

- 419 Old Dominion, 2010
- 414 Air Force, 2014
- 413 Abilene Christian, 2014
- 412 Ball State, 2015
- 408 Georgia Southern, 2014

## FEWEST POINTS ALLOWED

- 0 Charlotte, 2017
- 6 UT Martin, 2016
- 7 Georgia Southern, 2015
- 7 Shorter, 2010
- 7 Rhode Island, 2012
- 7 Clark Atlanta, 2011

## FEWEST YARDS ALLOWED

- 203 Georgia Southern, 2015
- 247 Clark Atlanta, 2011
- 262 ULM, 2018
- 263 Shorter, 2010
- 263 Savannah State, 2013
- 273 Charlotte, 2017
- 276 Charlotte, 2021
- 282 South Alabama, 2015
- 284 Western Kentucky, 2020
- 286 East Carolina, 2020
- 286 San Jose State, 2015
- 287 Idaho, 2016
- 288 Rhode Island, 2012
- 290 Arkansas State, 2013
- 298 Samford, 2013

## FEWEST RUSHING YARDS ALLOWED

- 2 Western Kentucky, 2017
- 40 Troy, 2020
- 41 South Alabama, 2017
- 50 East Carolina, 2020
- 50 Morehead State, 2010
- 58 Arkansas State, 2020
- 75 Texas State, 2017
- 81 Troy, 2015
- 84 New Mexico State, 2015
- 84 Lamar, 2010
- 85 ULM, 2020
- 88 Campbell, 2011
- 93 Arkansas State, 2016
- 93 Tennessee, 2019
- 94 Charlotte, 2017
- 95 Abilene Christian, 2014
- 96 Troy, 2019

## FEWEST PASSING YARDS ALLOWED

- 47 Georgia Southern, 2014
- 47 Texas State, 2013
- 57 Shorter, 2010
- 65 Army, 2019
- 67 Air Force, 2016
- 68 Georgia Southern, 2015
- 73 Georgia Southern, 2019
- 74 Georgia Southern, 2020
- 84 Campbell, 2010
- 89 San Jose State, 2015
- 98 Appalachian State, 2014



## GEORGIA STATE RECORDS - LONGEST PLAYS

### LONGEST PLAYS FROM SCRIMMAGE

- 93 Pass: Albert Wilson from Ben McLane vs. Old Dominion, 2012 (TD)  
 84 Pass: Albert Wilson from Ben McLane vs. UTSA, 2012 (TD)  
 82 Run: Seth Paige vs. ULM, 2018 (TD)  
 80 Run: Albert Wilson vs. Arkansas State, 2013 (TD)  
 80 Pass: Robert Davis from Ronnie Bell vs. South Alabama, 2013  
 78 Pass: Albert Wilson from Kelton Hill vs. South Alabama, 2011 (TD)  
 78 Pass: Glenn Smith from Conner Manning vs. ULM, 2016  
 76 Pass: Donovan Harden from Nick Arbuckle vs. Liberty, 2015 (TD)  
 75 Run: Tra Barnett vs. Coastal Carolina, 2018 (TD)  
 75 Pass: Robert Davis from Nick Arbuckle vs. Texas State, 2014 (TD)  
 75 Pass: Robert Davis from Nick Arbuckle vs. Oregon, 2015 (TD)  
 75 Pass: Albert Wilson from Ronnie Bell vs. Jacksonville State, 2013 (TD)  
 73 Pass: Kyler Neal from Nick Arbuckle vs. Air Force, 2014  
 71 Pass: Devin Gentry from Conner Manning vs. Texas State, 2017 (TD)  
 70 Pass: Penny Hart from Conner Manning vs. Georgia Southern, 2017  
 70 Pass: Albert Wilson from Kelton Hill vs. Arkansas State, 2013 (TD)  
 69 Pass: Devin Gentry from Conner Manning vs. ULM, 2017 (TD)  
 68 Pass: Donovan Harden from Nick Arbuckle vs. New Mexico State, 2014 (TD)  
 67 Pass: Robert Davis from Ronnie Bell vs. Western Kentucky, 2013 (TD)  
**67 Run: Destin Coates vs. Appalachian State, 2019 (TD)**  
 66 Pass: Donovan Harden from Nick Arbuckle vs. Arkansas State, 2015  
**65 Pass: Sam Pinckney from Cornelious Brown IV vs. South Alabama, 2020**  
 65 Pass: Robert Davis from Conner Manning vs. Troy, 2016 (TD)  
 65 Run: Travis Evans vs. West Virginia, 2013 (TD)  
**65 Run: Seth Paige vs. Troy, 2019 (TD)**  
 64 Pass: Albert Wilson from Kelton Hill vs. South Alabama, 2011 (TD)  
 63 Pass: Penny Hart from Nick Arbuckle vs. Georgia Southern, 2015 (TD)  
 62 Run: Sidney Haynes vs. Lamar, 2010  
 62 Pass: Donovan Harden from Nick Arbuckle vs. UL Lafayette, 2014

### LONGEST PASS PLAYS

- 93 Albert Wilson from Ben McLane vs. Old Dominion, 2012 (TD)  
 84 Albert Wilson from Ben McLane vs. UTSA, 2012 (TD)  
 80 Robert Davis from Ronnie Bell vs. South Alabama, 2013  
 78 Albert Wilson from Kelton Hill vs. South Alabama, 2011 (TD)  
 78 Glenn Smith from Conner Manning vs. ULM, 2016  
 76 Donovan Harden from Nick Arbuckle vs. Liberty, 2015 (TD)  
 75 Robert Davis from Nick Arbuckle vs. Oregon, 2015 (TD)  
 75 Robert Davis from Nick Arbuckle vs. Texas State, 2014 (TD)  
 75 Albert Wilson from Ronnie Bell vs. Jacksonville State, 2013 (TD)  
 73 Kyler Neal from Nick Arbuckle vs. Air Force, 2014  
 71 Devin Gentry from Conner Manning vs. Texas State, 2017 (TD)  
 70 Albert Wilson from Kelton Hill vs. Arkansas St. (TD)  
 69 Devin Gentry from Conner Manning vs. ULM, 2017 (TD)  
 68 Donovan Harden from Nick Arbuckle vs. New Mexico State, 2014 (TD)  
 67 Robert Davis from Ronnie Bell vs. Western Kentucky, 2013 (TD)  
 66 Donovan Harden from Nick Arbuckle vs. Arkansas State, 2015  
 65 Robert Davis from Conner Manning vs. Troy, 2016 (TD)  
 64 Albert Wilson from Kelton Hill vs. South Alabama, 2011 (TD)  
 63 Penny Hart from Nick Arbuckle vs. Georgia Southern, 2015 (TD)

- 62 Donovan Harden from Nick Arbuckle vs. UL Lafayette, 2014  
 61 Robert Davis from Nick Arbuckle vs. Liberty, 2015 (TD)  
 61 Jawan Nobles from Conner Manning vs. ULM, 2016 (TD)  
 60 Glenn Smith from Conner Manning vs. Wisconsin, 2016  
 59 Donovan Harden from Nick Arbuckle vs. Georgia Southern, 2014 (TD)  
 59 Ari Werts from Conner Manning vs. Tennessee State, 2017  
 58 Robert Davis from Conner Manning vs. ULM, 2016 (TD)  
 58 Penny Hart from Nick Arbuckle vs. Liberty, 2015 (TD)  
 57 Robert Davis from Nick Arbuckle vs. South Alabama, 2014  
 57 Donovan Harden from Nick Arbuckle vs. Liberty, 2015  
**57 Cornelius McCoy from Cornelious Brown IV vs. ULM, 2020**  
 56 Danny Williams from Kelton Hill vs. Campbell, 2011 (TD)  
 55 Emmanuel Ogbuehi from Ben McLane vs. Old Dominion, 2010  
 55 Jordan Giles from Kelton Hill vs. Campbell, 2011 (TD)  
 55 Emmanuel Ogbuehi from Drew Little vs. Alabama, 2010  
 55 Albert Wilson from Ronnie Bell vs. Villanova, 2012 (TD)  
 55 Robert Davis from Conner Manning vs. Texas State, 2016  
**55 Sam Pinckney from Dan Ellington vs. ULM, 2018**  
 54 Tamir Jones from Dan Ellington vs. Arkansas State, 2018  
 54 Albert Wilson from Ronnie Bell vs. New Hampshire, 2012 (TD)  
 54 Albert Wilson from Kelton Hill vs. UTSA, 2011 (TD)  
 54 Albert Wilson from Bo Schlechter vs. Jacksonville State, 2011  
 53 Albert Wilson from Drew Little vs. Jacksonville State, 2011  
 53 Penny Hart from Nick Arbuckle vs. Charlotte, 2015 (TD)  
 52 Ari Werts from Conner Manning vs. Coastal Carolina, 2017  
 51 Penny Hart from Dan Ellington vs. Troy, 2018  
 51 Albert Wilson from Drew Little vs. Campbell, 2010  
 51 Robert Davis from Nick Arbuckle vs. New Mexico State, 2014  
 51 Nyiakki Height from Nick Arbuckle vs. New Mexico State, 2015  
 50 Penny Hart from Conner Manning vs. ULM, 2017 (TD)  
 50 Albert Wilson from Kelton Hill vs. St. Francis, 2011  
 50 Destin Coates from Dan Ellington vs. WMU, 2018

### LONGEST RUNS

- 82 Seth Paige vs. ULM, 2018 (TD)  
 80 Albert Wilson vs. Arkansas State, 2013 (TD)  
 75 Tra Barnett vs. Coastal Carolina, 2018 (TD)  
**67 Destin Coates vs. Appalachian State, 2019 (TD)**  
 65 Seth Paige vs. Troy, 2019 (TD)  
 65 Travis Evans vs. West Virginia, 2013 (TD)  
 64 Dan Ellington vs. Western Michigan, 2019  
**64 Destin Coates vs. Charlotte, 2021**  
 62 Sidney Haynes vs. Lamar, 2010  
 57 Dan Ellington vs. Coastal Carolina, 2019  
 56 Tra Barnett vs. Arkansas State, 2019  
**56 Tucker Gregg vs. Arkansas State, 2020**  
 54 Krysten Hammon vs. New Mexico St., 2014 (TD)  
 54 Emmanuel Ogbuehi vs. JMU, 2012 (fake punt)  
 53 Kelton Hill vs. West Alabama, 2011 (TD)  
 53 Kelton Hill vs. Lambuth, 2010  
 52 Kelton Hill vs. St. Francis, 2011  
 52 Donald Russell vs. S.C. State, 2012  
 52 Donald Russell vs. Richmond, 2012

### LONGEST PUNT RETURNS

- 62 Albert Wilson vs. South Alabama, 2013  
 49 Penny Hart vs. ULM, 2018 (TD)  
 48 Penny Hart vs. Texas State, 2018  
 47 Demarius Matthews vs. Morehead St., 2010  
 35 Donovan Harden vs. App State, 2014  
 31 Demarius Matthews vs. Shorter, 2010  
 31 Donovan Harden vs. Abilene Christian, 2014

### LONGEST KICKOFF RETURNS

- 100 Marquan Greene vs. Arkansas State, 2015 (TD)  
 100 Albert Wilson vs. Old Dominion, 2012 (TD)  
 97 Albert Wilson vs. Alabama, 2010 (TD)  
 96 Darren McCray vs. Campbell, 2010 (TD)  
 90 Tra Barnett vs. Arkansas State, 2016 (TD)  
 90 Glenn Smith vs. Coastal Carolina (TD), 2017  
 88 Glenn Smith vs. Air Force, 2016  
 71 Albert Wilson vs. Troy, 2013  
 67 Demarius Matthews vs. Jacksonville St., 2011

### LONGEST INTERCEPTION RETURNS

- 73 D'Mario Gunn vs. Old Dominion, 2012  
 57 Remy Lazarus vs. Furman, 2019  
**42 Antavious Lane vs. Troy, 2020**  
 48 Jerome Smith vs. Ball State, 2016 (TD)  
 38 B.J. Clay vs. UT Martin, 2016 (TD)  
**34 Antavious Lane vs. East Carolina, 2020 (TD)**  
**34 Chris Bacon vs. Appalachian State, 2019 (TD)**  
 34 Tarris Batiste vs. Georgia Southern, 2015  
 31 Robert Ferguson vs. Clark Atlanta, 2011  
 30 Bryan Williams vs. South Alabama, 2017

### LONGEST FUMBLE RETURNS

- 93 Demazio Skelton vs. Old Dominion, 2011  
 88 Robert Ferguson vs. ULM, 2013 (TD)  
**74 Blake Carroll vs. Arkansas State, 2020 (TD)**  
**63 Jordan Strachan vs. Troy, 2020**  
 28 Chandon Sullivan vs. Georgia Southern, 2017 (TD)  
 23 Marterious Allen vs. UT Martin, 2016 (TD)  
 23 Qwontez Mallory vs. Houston, 2011

### LONGEST FIELD GOALS

- 53 Wil Lutz vs. Alabama, 2013  
 52 Brandon Wright vs. Appalachian State, 2018  
 50 Brandon Wright vs. Appalachian State, 2017  
 50 Wil Lutz vs. Charlotte, 2015  
 50 Wil Lutz vs. Ball State, 2015  
 49 Iain Vance vs. Morehead State, 2010  
 49 Wil Lutz vs. Liberty, 2015  
 48 Brandon Wright vs. Tennessee, 2019  
 48 Brandon Wright vs. Texas State, 2017  
 48 Wil Lutz vs. UL Lafayette, 2014

### LONGEST PUNTS

- 80 Matt Hubbard vs. Jacksonville State, 2013  
 80 Matt Hubbard vs. S.C. State, 2012  
 71 Brandon Wright vs. ULM, 2017  
 70 Wil Lutz vs. San Jose State, 2015  
 68 Brandon Wright vs. Louisiana, 2018  
 66 Brandon Wright vs. Texas State, 2017  
 65 Brandon Wright vs. NC State, 2018  
 65 Matt Hubbard vs. Alabama, 2013  
 64 Matt Hubbard vs. UTSA, 2011  
 64 Oliver Holdenson vs. Air Force, 2016  
 64 Brandon Wright vs. Kennesaw State, 2018

### LONGEST DRIVES

- 99 vs. Arkansas State, 2020 (TD), 5 plays, 1:49  
 97 vs. UTSA, 2011 (TD), 8 plays, 4:11  
 97 vs. New Mexico State, 2015 (TD), 6 plays, 2:21  
 96 vs. South Alabama, 2020 (TD), 15 plays, 6:28  
 96 vs. UL Lafayette, 2014 (TD), 16 plays, 4:52  
 95 vs. ULM, 2017 (TD), 15 plays, 7:55  
 95 vs. South Alabama (TD), 8 plays, 3:31  
 94 vs. Furman (TD), 2019, 16 plays, 5:32  
 93 vs. Old Dominion, 2012 (TD), 1 play, 0:14  
 92 vs. Louisiana, 2018 (TD), 10 plays, 5:04  
 91 vs. Washington, 2014 (TD), 13 plays, 6:31  
 91 vs. UL Lafayette, 2014 (TD), 16 plays, 6:38  
 91 vs. Arkansas State, 2015 (TD), 2 plays, 0:32  
 91 vs. Texas State, 2016 (TD), 11 plays, 3:17  
 91 vs. Coastal Carolina, 2017 (TD), 8 plays, 3:51

**2010: 6-5****Head Coach: Bill Curry***Inaugural Season (Unclassified)*

Inaugural Season (Unclassified)				OFFENSE						DEFENSE						
Date	Opponent	Result	Att	At-Yds	TD	Pass	Cm-At	TD-I	Ply-TO	At-Yds	TD	Pass	Cm-At	TD-I	Ply-TO	
S. 2	Shorter (Thur.)	hW	41-7	30,237	35-212	3	154	14-19	2-0	54-366	53-206	1	57	5-11	0-0	64-263
S. 11	Lambuth	hL	14-23	12,647	17-91	1	92	8-18	1-4	35-183	50-184	2	126	19-26	0-1	76-310
S. 18	[6/5] Jacksonville State <sup>TV1</sup>	(ot) hL	27-34	16,128	22-112	3	227	25-40	0-1	62-339	39-167	3	283	24-32	1-0	71-450
S. 25	at Campbell	aW	24-21	3,021	26-117	0	163	16-23	2-0	49-280	54-257	2	84	9-18	1-1	72-341
O. 2	Morehead State <sup>TV2</sup>	hW	37-10	15,264	40-152	1	289	22-33	4-2	73-441	21-50	0	230	27-44	1-2	65-280
O. 9	Savannah State	hW	55-21	14,908	40-232	3	201	19-29	4-0	69-433	44-154	2	109	13-19	1-2	63-263
O. 16	N.C. Central (HC)	(ot) hW	20-17	13,378	35-112	1	205	16-29	1-0	64-317	43-175	1	154	11-23	1-3	66-329
O. 23	at Old Dominion <sup>TV2</sup>	aL	20-34	19,782	23-58	1	419	33-55	1-0	78-477	43-229	3	152	22-38	1-0	81-381
O. 30	at South Alabama	aL	34-39	23,446	19-46	3	234	21-35	2-2	54-280	49-293	1	181	12-24	3-0	73-474
N. 6	Lamar	hW	23-17	14,689	27-133	0	189	22-36	2-1	63-322	29-84	0	273	19-36	1-1	65-357
N. 18	at [10/12] Alabama (Thur.) <sup>TV3</sup>	aL	7-63	101,621	32-91	0	74	5-17	0-4	49-165	45-262	4	216	19-22	3-0	67-478
TOTALS			302-286		316-1356	16	2247	201-334	19-14	650-3603	470-2061	19	1865	180-293	13-10	763-3926

Television Legend:TV1-CSS;TV2- Comcast Digital;TV3-ESPN; National Rankings are Sports Network/FCS Coaches for FCS;API/USA Today Coaches for FBS.

**2011 • 3-8****Head Coach: Bill Curry***Division I FCS Independent*

Division I FCS Independent				OFFENSE						DEFENSE						
Date	Opponent	Result	Att	Rush-Yds	TD	Pass	Cm-Att	TD-I	Ply-TO	Rush-Yds	TD	Pass	Cm-Att	TD-I	Ply-TO	
S. 2	Clark Atlanta (Fri.)	hW	41-7	26,273	37-146	2	196	13-18	3-0	55-342	38-140	0	107	10-17	1-2	55-247
S. 10	Old Dominion <sup>TV1</sup>	hL	17-40	11,701	35-85	2	206	16-44	0-3	79-291	54-282	3	126	13-21	1-0	75-408
S. 17	at [16/17] Jacksonville State <sup>TV1</sup>	aL	21-37	17,618	28-116	2	209	17-30	1-1	58-325	58-246	3	155	9-11	1-0	69-401
S. 24	at Houston <sup>TV1</sup>	aL	0-56	32,005	35-108	0	133	12-27	0-1	62-241	39-171	5	561	40-50	3-0	89-732
O. 18	Murray State	hL	24-48	10,963	34-86	2	281	19-44	1-2	78-367	31-138	3	321	35-46	4-2	77-459
O. 15	at South Carolina State	aL	13-23	11,517	45-244	1	76	6-20	0-3	65-320	47-155	2	213	16-30	0-0	77-368
O. 22	South Alabama (HC)	(2ot) hW	27-20	14,086	43-220	1	209	12-15	2-0	58-429	50-178	0	145	14-30	2-4	80-323
O. 29	at UTSA <sup>TV2</sup>	(ot) aL	14-17	25,977	44-164	1	91	6-15	1-0	59-255	35-108	1	189	17-34	0-1	69-297
N. 5	St. Francis (Ill.)	(ot) hL	27-30	11,565	32-158	1	197	14-24	2-1	56-355	42-258	1	217	21-33	2-1	75-475
N. 12	at West Alabama	aL	23-30	6,253	31-219	2	228	19-37	1-2	68-447	54-222	2	166	15-21	1-2	75-388
N. 19	Campbell	hW	42-35	11,125	50-301	2	213	13-22	4-1	72-514	30-88	4	250	21-32	1-1	62-338

Television Legend:TV1-CSS;TV2- Longhorn Network. National rankings are Sports Network/FCS Coaches.

**2012 • 1-10, 1-7 CAA****Head Coach: Bill Curry***Division I FCS / First Year of FBS Transition*

Division I FCS / First Year of FBS Transition				OFFENSE						DEFENSE						
Date	Opponent	Result	Att	Rush-Yds	TD	Pass	Cm-Att	TD-I	Ply-TO	Rush-Yds	TD	Pass	Cm-Att	TD-I	Ply-TO	
A. 30	South Carolina State (Thur.) <sup>TV1</sup>	hL	6-33	18,921	30-99	0	130	14-28	0-1	58-229	49-188	0	300	19-29	3-2	78-488
S. 8	at Tennessee <sup>TV2</sup>	aL	13-51	87,821	41-87	1	176	18-41	0-1	82-263	43-184	3	374	22-28	4-1	71-558
S. 15	UTSA	hL	14-38	11,496	23-86	0	221	11-25	2-3	48-307	54-225	3	217	18-25	2-0	79-442
S. 22	Richmond	hL	14-35	9,476	36-159	1	231	23-37	1-3	73-390	39-144	4	254	21-32	1-0	71-398
S. 29	at William & Mary <sup>TV1</sup>	aL	3-35	11,125	35-92	0	157	13-26	0-4	61-249	57-312	5	101	8-13	0-0	70-413
O. 6	[14/17] New Hampshire	hL	21-44	9,531	30-56	0	243	13-29	3-3	59-299	42-332	2	292	21-41	4-1	83-624
O. 13	at Rhode Island	aW	41-7	6,013	34-274	3	217	15-27	2-0	61-491	31-104	0	184	17-35	1-1	66-288
O. 20	[24/rv] Villanova (HC)	hL	24-49	12,136	29-79	1	230	23-41	2-2	70-309	53-343	2	127	11-15	3-1	68-470
O. 27	at [9/10] James Madison	aL	21-28	22,813	38-173	1	175	23-38	2-0	76-348	42-221	2	119	11-23	1-1	65-340
N. 3	[5/5] Old Dominion	hL	27-53	12,293	31-52	2	303	17-37	1-2	68-355	47-205	4	351	28-42	3-3	89-556
N. 10	at Maine <sup>TV3</sup>	aL	7-51	2,979	33-59	0	154	12-30	1-4	63-213	48-332	2	262	11-17	4-0	65-594

Television Legend:TV1-CSS;TV2-ESPN3/PPV;TV3-WABI, Bangor, Me. National rankings are Sports Network/FCS Coaches.

**2013 • 0-12, 0-7 Sun Belt****Head Coach: Trent Miles***Division I FBS / Second Year of FBS Transition*

Division I FBS / Second Year of FBS Transition					OFFENSE					DEFENSE						
Date	Opponent	Result	Att	Rush-Yds	TD	Pass	Cm-Att	TD-I	Ply-TO	Rush-Yds	TD	Pass	Cm-Att	TD-I	Ply-TO	
A. 30	Samford (Fri.) <sup>TV1</sup>	hL	21-31	17,606	25-72	0	391	28-51	3-2	76-463	36-105	1	193	19-31	1-1	67-298
S. 7	Chattanooga <sup>TV1</sup>	hL	14-42	14,952	17-30	0	273	17-35	2-0	52-303	60-401	2	108	11-15	2-0	75-509
S. 14	at West Virginia <sup>TV2</sup>	aL	7-41	57,440	33-136	1	84	8-18	0-0	51-220	42-245	2	359	25-41	3-1	83-604
S. 21	Jacksonville State <sup>TV1</sup>	(ot) hL	26-32	15,425	42-150	0	250	16-42	2-1	84-400	44-122	4	339	18-32	0-0	76-461
O. 5	at Alabama (1/1) <sup>TV3</sup>	aL	3-45	101,254	22-15	0	160	12-22	0-0	44-175	30-181	1	296	29-34	5-0	64-477
O. 12	Troy (HC) <sup>TV4</sup>	hL	28-35	17,732	26-52	0	370	22-50	4-1	76-422	59-249	2	385	25-43	3-2	102-634
O. 19	at Texas State <sup>TV4</sup>	aL	17-24	15,684	35-160	1	208	20-36	1-1	71-368	42-296	3	47	5-12	0-1	54-343
O. 26	at UL Monroe <sup>TV1</sup>	aL	10-38	11,357	33-136	0	108	12-31	0-3	64-244	38-225	1	309	30-44	4-0	82-534
N. 2	Western Kentucky <sup>TV4</sup>	hL	28-44	15,212	27-85	2	325	26-41	2-2	68-410	46-203	4	241	18-29	2-1	75-444
N. 16	UL Lafayette <sup>TV1</sup>	hL	21-35	14,415	39-183	1	298	26-44	2-1	83-481	46-248	1	234	10-16	4-0	62-482
N. 23	at Arkansas State <sup>TV1</sup>	aL	33-35	18,512	40-184	2	248	14-26	2-0	66-432	45-138	1	152	14-19	2-0	64-290
N. 30	South Alabama <sup>TV1</sup>	hL	17-38	13,697	25-24	2	321	17-34	0-1	59-345	54-242	4	280	19-30	1-0	84-522

Television Legend:TV1-ESPN3;TV2-ROOT Sports;TV3-SEC TV; TV4-Sun Belt Network/CSS; National rankings are API/USA Today Coaches.

**2014 • 1-11, 0-8 Sun Belt****Head Coach: Trent Miles**

First season of full Division I FBS status

		OFFENSE								DEFENSE							
Date	Opponent	Result	Att	Rush-Yds	TD	Pass	Cm-Att	TD-I	Ply-TO	Rush-Yds	TD	Pass	Cm-Att	TD-I	Ply-TO		
A. 27	Abilene Christian (Wed.) <sup>TV1</sup>	hW	38-37	10,140	33-153	1	413	31-49	4-2	82-566	36-95	0	403	30-40	4-1	76-498	
S. 6	New Mexico State <sup>TV2</sup>	hL	31-34	10,126	39-162	3	294	21-37	1-2	76-456	41-194	0	241	25-44	3-1	85-435	
S. 13	Air Force <sup>TV2</sup>	hL	38-48	16,836	26-118	3	414	26-42	2-1	68-532	65-315	4	224	12-15	2-0	80-539	
S. 20	at Washington (rv/rv/na) <sup>TV3</sup>	aL	14-45	64,608	41-68	0	205	22-34	2-3	75-273	41-182	2	154	19-27	3-0	68-336	
O. 4	at UL Lafayette <sup>TV2</sup>	aL	31-34	24,616	37-138	4	287	20-31	0-0	68-425	32-195	3	266	24-31	2-0	63-461	
O. 11	Arkansas State (HC) <sup>TV2</sup>	hL	10-52	10,196	34-71	1	198	20-39	0-1	73-269	53-384	4	234	22-30	3-0	83-618	
O. 18	at South Alabama <sup>TV2</sup>	aL	27-30	13,186	37-90	1	311	23-40	3-0	77-401	54-321	1	126	11-32	2-0	86-447	
O. 25	Georgia Southern <sup>TV2</sup>	hL	31-69	28,427	23-47	0	408	24-38	4-1	61-455	63-613	10	47	5-6	0-0	69-660	
N. 1	at Appalachian State <sup>TV2</sup>	aL	0-44	22,643	26-8	0	54	9-19	0-1	45-62	66-469	6	98	9-14	0-0	80-567	
N. 8	at Troy <sup>TV2</sup>	aL	21-45	16,418	34-101	0	293	23-37	3-2	71-394	45-324	5	116	18-22	1-0	67-440	
N. 22	at Clemson (rv/rv/22) <sup>TV4</sup>	aL	0-28	77,693	33-40	0	115	13-33	0-3	66-155	43-209	3	148	21-33	1-1	76-357	
N. 29	Texas State <sup>TV2</sup>	hL	31-54	14,312	27-160	0	356	32-47	4-2	74-516	43-340	3	267	26-32	2-0	75-607	

Television Legend:TV1-ESPN;TV2- ESPN3;TV3-Pac-12 Network;TV4-RSN. Rankings are API/USA Today/CF Playoff

**2015 • 6-7, 5-3 Sun Belt/4th (AutoNation Cure Bowl)****Head Coach: Trent Miles**

Division I FBS

		OFFENSE								DEFENSE							
Date	Opponent	Result	Att	Rush-Yds	TD	Pass	Cm-Att	TD-I	Ply-TO	Rush-Yds	TD	Pass	Cm-Att	TD-I	Ply-TO		
S. 4	Charlotte (Fri.) <sup>TV1</sup>	hL	20-23	10,252	26-93	0	299	25-43	2-1	69-392	54-164	0	244	19-32	1-2	86-408	
S. 12	at New Mexico State <sup>TV2</sup>	aW	34-32	27,201	46-210	2	372	32-43	2-1	89-582	23-84	1	445	31-55	3-1	78-529	
S. 19	at Oregon (12/13) <sup>TV3</sup>	aL	28-61	56,859	36-113	1	318	25-40	3-2	76-431	53-311	3	228	23-31	2-0	84-539	
O. 3	Liberty (18-FCS) (HC) <sup>TV2</sup>	hL	33-41	11,512	14-11	1	394	18-29	3-1	43-405	49-260	5	242	26-33	0-0	82-502	
O. 10	Appalachian State <sup>TV2</sup>	hL	3-37	10,101	21-59	0	166	21-39	0-1	60-225	41-184	0	314	21-28	3-1	69-498	
O. 17	at Ball State <sup>TV2</sup>	aW	31-19	7,564	32-33	3	412	28-39	1-0	71-445	40-154	0	218	28-48	2-1	88-372	
O. 31	at Arkansas State <sup>TV2</sup>	aL	34-48	18,217	32-101	1	390	23-43	2-1	75-491	52-296	4	224	21-29	3-2	81-520	
N. 7	UL Lafayette <sup>TV2</sup>	hL	21-23	10,007	29-78	0	312	23-39	3-1	68-390	41-145	0	162	18-27	1-1	68-307	
N. 14	at Texas State <sup>TV2</sup>	aW	41-19	13,238	37-172	1	471	23-35	4-2	72-643	32-186	1	267	29-52	1-2	84-453	
N. 21	South Alabama <sup>TV2</sup>	hW	24-10	10,033	34-73	2	311	27-44	1-0	78-394	34-157	1	125	14-34	0-1	68-282	
N. 27	Troy (Fri.) <sup>TV2</sup>	hW	31-21	10,113	43-151	2	368	29-41	2-0	84-519	25-81	1	193	21-46	2-1	71-374	
D. 5	at Georgia Southern <sup>TV2</sup>	aW	34-7	23,401	37-143	2	346	20-32	3-1	69-489	44-135	1	68	6-19	0-2	63-203	
D. 19	San Jose State <sup>TV4</sup>	* nL	16-27	18,536	20-23	0	208	14-29	2-1	49-231	54-197	1	89	10-19	1-1	73-286	

\* AutoNation Cure Bowl, Orlando, Fla. Television Legend:TV1-ESPN;TV2- ESPN3;TV3-Pac-12; Network;TV4-CBS Sports Network. FBS rankings are API/Coaches

**2016 • 3-9, 2-6 Sun Belt****Head Coach: Trent Miles (2-8)/Tim Lappano (1-1)**

Division I FBS

		OFFENSE								DEFENSE							
Date	Opponent	Result	Att	Rush-Yds	TD	Pass	Cm-Att	TD-I	Ply-TO	Rush-Yds	TD	Pass	Cm-Att	TD-I	Ply-TO		
S. 2	Ball State (Fri.) <sup>TV1</sup>	hL	21-31	12,233	25-77	1	195	25-40	1-1	65-272	52-325	4	130	15-29	0-2	81-455	
S. 10	at Air Force <sup>TV2</sup>	aL	14-48	24,173	14-27	1	142	9-27	1-0	41-169	83-464	5	67	3-9	0-0	92-531	
S. 17	at Wisconsin (9/12) <sup>TV3</sup>	aL	17-23	79,883	24-33	1	269	20-30	1-0	54-302	49-187	1	213	18-30	1-1	79-400	
O. 1	at Appalachian State <sup>TV1</sup>	aL	3-17	24,782	25-88	0	153	19-44	0-4	69-241	48-218	1	143	13-25	1-1	73-361	
O. 8	Texas State <sup>TV4</sup>	hW	41-21	13,179	37-196	3	340	27-40	2-0	77-536	41-120	2	300	27-47	1-2	88-420	
O. 15	at Troy <sup>TV4</sup>	aL	21-31	23,913	24-37	0	381	28-52	3-2	76-418	43-128	1	235	20-36	2-1	79-363	
O. 22	UT Martin (HC) <sup>TV4</sup>	hW	31-6	15,223	39-166	1	119	8-16	1-2	55-285	31-110	0	210	20-40	0-3	71-320	
O. 29	at South Alabama <sup>TV4</sup>	aL	10-13	11,565	40-127	1	113	11-18	0-0	58-240	43-182	1	124	15-27	0-1	70-306	
N. 3	Arkansas State (Thur.) <sup>TV5</sup>	hL	16-31	13,363	31-94	0	237	22-46	1-2	77-331	41-93	2	212	15-35	0-0	76-305	
N. 12	UL Monroe <sup>TV4</sup>	hL	23-37	13,106	26-42	0	422	19-30	3-0	56-464	54-264	5	193	17-31	0-0	85-457	
N. 19	Georgia Southern <sup>TV4</sup>	hW	30-24	23,513	27-73	2	318	21-39	2-0	66-391	46-241	3	122	14-26	0-0	72-363	
D. 3	at Idaho <sup>TV4</sup>	aL	12-37	11,242	24-92	0	266	22-37	2-4	61-358	45-149	0	138	16-20	3-0	65-287	

Television Legend: TV1-American Sports Network/ESPN3; TV2-Mountain West Network-Campus Insiders; TV3-Big Ten Network; TV4-ESPN3;TV5-ESPN FBS rankings are API/Coaches

**2017 • 7-5, 5-3 Sun Belt/4th (AutoNation Cure Bowl Champions)****Head Coach: Shawn Elliott**

Division I FBS

		OFFENSE								DEFENSE							
Date	Opponent	Result	Att	Rush-Yds	TD	Pass	Cm-Att	TD-I	Ply-TO	Rush-Yds	TD	Pass	Cm-Att	TD-I	Ply-TO		
A. 31	Tennessee State (Thur.) <sup>TV1</sup>	hL	10-17	24,333	29-49	0	224	18-23	1-1	52-273	42-238	2	145	12-25	0-0	67-383	
S. 16	at Penn State (5/5) <sup>TV2</sup>	aL	0-56	102,746	49-150	0	170	18-32	0-3	81-320	24-166	3	360	21-29	5-0	53-526	
S. 23	at Charlotte <sup>TV3</sup>	aW	28-0	11,029	40-119	2	250	26-37	1-0	77-369	34-94	0	179	16-29	0-2	63-273	
S. 30	Memphis	CANCELED															
O. 7	at Coastal Carolina <sup>TV1</sup>	aW	27-21	15,991	40-91	2	273	18-30	1-1	70-364	32-127	0	239	18-26	3-0	58-366	
O. 14	at UL Monroe <sup>TV1</sup>	aW	47-37	12,578	41-224	2	446	26-35	4-0	76-670	37-117	1	314	23-37	3-0	74-431	
O. 21	Troy (HC) <sup>TV1</sup>	hL	10-34	15,388	33-52	0	255	25-40	1-1	73-307	22-122	2	335	25-36	2-1	58-457	
O. 26	South Alabama (Thur.) <sup>TV4</sup>	hW	21-13	12,125	34-114	1	195	17-31	2-0	65-309	23-41	0	297	27-48	1-2	71-338	
N. 4	at Georgia Southern <sup>TV1</sup>	aW	21-17	18,722	49-24	0	319	22-37	2-1	61-368	50-197	1	147	22-28	1-0	78-344	
N. 11	Texas State <sup>TV1</sup>	aW	33-30	14,017	41-162	1	368	26-40	2-0	81-530	25-75	1	315	35-55	3-1	80-390	
N. 25	Appalachian State <sup>TV1</sup>	hL	10-31	13,154	26-91	1	201	22-35	0-1	61-292	46-323	2	107	15-23	2-2	69-430	
D. 2	Idaho <sup>TV1</sup>	hL	10-24	14,163	39-164	1	271	27-45	0-1	84-435	40-147	2	228	16-30	1-0	70-375	
D. 16	Western Kentucky <sup>TV5</sup>	* nW	27-17	19,585	43-143	2	276	20-28	1-0	71-419	21-(-2)	0	351	26-40	2-2	61-349	

\* AutoNation Cure Bowl, Orlando, Fla. Television Legend: TV1-ESPN3;TV2-Big Ten Network;TV3-WCCB-TV/WPCH-TV/CUSA.tv;TV4-ESPN;TV5- CBS Sports Network FBS rankings are API/Coaches.

Captains: Penny Hart, Conner Manning, Chandon Sullivan, Bryan Williams



**2018 • 2-10, 1-7 Sun Belt/5th-East****Head Coach: Shawn Elliott****Division I FBS**

Division I FBS					OFFENSE						DEFENSE					
Date	Opponent	Result	Att	Rush-Yds	TD	Pass	Cm-Att	TD-I	Ply-TO	Rush-Yds	TD	Pass	Cm-Att	TD-I	Ply-TO	
A. 30	Kennesaw State [5/5 FCS] (Thur.) <sup>TV1</sup>	hW	24-20	23,088	38-128	0	187	20-28	3-0	66-315	51-181	1	201	12-19	1-1	70-382
S. 8	at NC State <sup>TV2</sup>	aL	7-41	56,017	31-107	1	242	19-34	0-0	65-349	31-115	3	426	32-39	2-1	70-541
S. 14	at Memphis (Fri.) <sup>TV3</sup>	aL	22-59	27,768	43-173	2	139	19-34	0-1	77-312	35-410	3	269	19-27	5-1	62-679
S. 22	Western Michigan <sup>TV1</sup>	hL	15-34	15,264	30-58	2	285	19-29	0-1	59-343	45-294	1	234	20-25	3-0	70-528
S. 29	ULM <sup>TV1</sup>	hW	46-14	14,368	56-308	4	179	15-18	1-0	74-487	20-125	2	137	20-34	0-2	54-262
O. 4	at Troy (Thur.) <sup>TV4</sup>	aL	20-37	22,903	35-116	1	272	20-36	1-0	71-388	38-340	2	217	19-25	3-1	62-554
O. 18	at Arkansas State (Thur.) <sup>TV4</sup>	aL	35-51	18,176	43-123	1	299	20-33	4-0	76-422	37-273	3	257	17-28	3-0	65-530
O. 27	Coastal Carolina (HC) <sup>TV1</sup>	hL	34-37	15,648	35-280	4	231	24-25	1-0	59-521	48-251	3	225	13-18	1-0	66-476
N. 3	Texas State <sup>TV1</sup>	hL	31-40	11,312	43-221	3	224	21-40	1-0	83-445	36-190	4	325	21-26	2-0	62-489
N. 10	at Louisiana <sup>TV1</sup>	aL	22-36	14,945	43-252	2	121	10-21	1-1	64-373	38-355	4	170	16-23	1-0	61-525
N. 18	at Appalachian State <sup>TV1</sup>	aL	17-45	22,315	34-197	1	132	10-21	1-2	55-329	39-228	2	296	22-26	3-0	65-524
N. 24	Georgia Southern <sup>TV1</sup>	hL	14-35	20,011	32-94	0	170	20-33	2-1	55-264	41-276	2	105	8-11	2-0	52-381

Television Legend: TV1-ESPN+;TV2-ACC RSN;TV3-ESPN;TV4-ESPNU. Captains: Ed Curney, Penny Hart, Aaron Winchester

**2019 • 7-6, 4-4 Sun Belt/3rd-East (NOVA Home Loans Arizona Bowl)****Head Coach: Shawn Elliott****Division I FBS**

Division I FBS				OFFENSE							DEFENSE						
Date	Opponent	Result	Att	Rush-Yds	TD	Pass	Cm-Att	TD-I	Ply-TO	Rush-Yds	TD	Pass	Cm-Att	TD-I	Ply-TO		
A. 31	at Tennessee <sup>TV1</sup>	aW	38-30	85,503	53-213	3	139	11-24	2-0	77-352	31-93	1	311	26-40	2-1	71-404	
S. 7	Furman [11/17 FCS] <sup>TV2</sup>	hW	48-42	20,351	39-204	1	362	29-37	5-0	76-566	41-215	2	311	16-26	4-1	67-526	
S. 14	at Western Michigan <sup>TV3</sup>	aL	10-57	22,328	41-210	0	126	11-25	1-2	66-336	44-450	7	244	16-21	1-0	65-694	
S. 21	at Texas State <sup>TV3</sup>	(3ot) aL	34-37	15,803	53-204	1	219	24-40	3-1	93-423	50-221	3	129	16-25	0-0	75-350	
O. 5	Arkansas State (HC) <sup>TV3</sup>	hW	52-38	16,109	58-340	6	382	29-41	1-0	99-722	22-115	1	306	22-34	4-2	56-421	
O. 12	at Coastal Carolina <sup>TV3</sup>	aW	31-21	17,249	56-350	3	122	16-24	1-1	80-472	27-105	0	217	19-31	2-0	58-322	
O. 19	Army <sup>TV3</sup>	hW	28-21	21,720	32-147	1	232	20-28	3-0	60-379	61-278	3	65	6-11	0-1	72-343	
O. 26	Troy <sup>TV3</sup>	hW	52-33	14,527	57-390	5	189	18-25	2-1	82-579	23-96	3	421	34-46	2-0	69-517	
N. 9	at ULM <sup>TV3</sup>	aL	31-45	13,213	53-414	4	122	13-28	0-0	81-536	46-299	3	291	24-33	3-1	79-590	
N. 16	Appalachian State [RV/24/25] <sup>TV1</sup>	hL	27-56	17,908	31-186	2	138	15-32	1-2	63-324	46-280	3	273	21-34	4-1	80-553	
N. 23	South Alabama <sup>TV3</sup>	hW	28-15	12,501	48-176	2	208	21-27	2-1	75-384	39-108	0	218	12-25	2-1	64-326	
N. 30	at Georgia Southern <sup>TV3</sup>	aL	10-38	15,175	37-108	1	182	18-27	0-0	64-290	47-279	5	73	7-10	0-0	57-352	
D. 31	Wyoming <sup>*TV4</sup>	* nL	17-38	36,892	38-199	1	156	13-27	1-1	65-355	47-290	2	234	11-26	3-1	73-524	

Television Legend: TV1-ESPNU;TV2-ESPN3;TV3-ESPN+;TV4-CBS Sports Network. FBS Rankings are AP/Coaches/CFP. \* NOVA Home Loans Arizona Bowl (Arizona Stadium, Tucson, Ariz.)

Captains: Hunter Atkinson, Ed Curney, Dan Ellington, Remy Lazarus

**2020 • 6-4, 4-4 Sun Belt/3rd-East (LendingTree Bowl Champions)****Head Coach: Shawn Elliott****Division I FBS**

Division I FBS				OFFENSE							DEFENSE						
Date	Opponent	Result	Att	Rush-Yds	TD	Pass	Cm-Att	TD-I	Ply-TO	Rush-Yds	TD	Pass	Cm-Att	TD-I	Ply-TO		
S. 3	Murray State	CANCELED															
S. 12	at Alabama	CANCELED															
S. 19	Louisiana [19/21] <sup>TV2</sup>	(ot) hL	31-34	4,126	52-223	3	196	22-39	1-1	91-419	39-240	3	279	21-37	2-2	76-519	
S. 26	at Charlotte	CANCELED															
O. 3	East Carolina <sup>TV3</sup>	hW	49-29	3,823	44-247	3	238	18-28	3-2	72-485	26-50	1	236	29-52	0-3	78-286	
O. 15	at Arkansas State (Thur.) <sup>TV1</sup>	aL	52-59	5,496	41-269	3	314	18-35	3-0	76-583	39-58	0	551	40-57	8-0	96-609	
O. 24	at Troy <sup>TV3</sup>	aW	36-34	12,000	56-210	2	169	20-30	2-1	86-379	19-40	0	407	32-48	3-2	67-447	
O. 31	Coastal Carolina [20/21] <sup>TV3</sup>	hL	0-51	3,642	28-76	0	30	6-12	0-1	40-106	47-250	3	280	21-29	4-0	76-530	
N. 7	ULM <sup>TV4</sup>	hW	52-34	2,921	49-263	4	241	20-32	3-0	81-504	27-85	2	339	26-42	3-1	69-424	
N. 14	at Appalachian State <sup>TV5</sup>	aL	13-17	2,100	38-148	0	152	11-33	1-0	71-300	47-131	1	179	19-26	1-1	73-310	
N. 21	at South Alabama <sup>TV3</sup>	aW	31-14	5,224	44-222	4	334	19-28	0-3	72-556	37-113	2	211	25-43	0-0	80-324	
N. 28	Georgia Southern <sup>TV4</sup>	hW	30-24	4,523	36-55	2	372	28-39	1-1	75-427	47-296	3	74	6-10	0-1	57-370	
D. 26	Western Kentucky <sup>TV1</sup>	* nW	39-21	5,128	55-227	1	227	17-31	3-1	86-484	26-104	3	180	17-33	0-2	59-284	

Television Legend: TV1-ESPN;TV2-ESPN2;TV3-ESPNU;TV4-ESPN3;TV5-ESPN+; FBS Rankings are AP/Coaches/CFP. \* LendingTree Bowl (Ladd-Peebles Stadium, Mobile, Ala.)

Captains: Shamarius Gilmore, Trajan Stephens-McQueen, Hardrick Willis, Dontae Wilson

**2021 • 1-2, 0-0 Sun Belt****Head Coach: Shawn Elliott****Division I FBS**

Division I FBS					OFFENSE						DEFENSE					
Date	Opponent	Result	Att	Rush-Yds	TD	Pass	Cm-Att	TD-I	Ply-TO	Rush-Yds	TD	Pass	Cm-Att	TD-I	Ply-TO	
S. 4	Army [RV/RV] <sup>TV1</sup>	hL 10-43	18,280	28-48	1	129	12-20	0-1	48-177	67-258	4	98	3-4	2-0	71-356	
S. 11	at North Carolina [24/22] <sup>TV2</sup>	aL 17-59	50,500	45-181	2	90	14-30	0-1	75-271	40-201	2	406	23-31	4-0	71-607	
S. 18	Charlotte <sup>TV3</sup>	hW 20-9	12,978	49-298	1	139	6-12	2-1	61-437	39-118	0	158	13-28	1-0	67-276	

Television Legend: TV1-ESPNU;TV2-ACC RSN/ESPN3;TV3-ESPN+. FBS Rankings are AP/Coaches/CFP.

Captains: Shamarius Gilmore, Hardrick Willis, Dontae Wilson, Sam Pinckney, Malik Sumter, Cornelious Brown IV

**ARMY 43, GEORGIA STATE 10**

**Game 1: Sept. 4, 2021 • 12 p.m. (ESPN)**  
**Center Parc Stadium • Atlanta, Ga.**

Georgia State fell to Army 43-10 Saturday at Center Parc Stadium in the season opener for both teams.

Head coach Shawn Elliott got right to the point after the disappointing loss. "It all starts with the head coach, and the head coach did a very poor job of preparing our team," he said.

"We didn't play very well all the way around. It was an embarrassing effort, and I told our team, 'It falls on my shoulders.' I prepared the team, and it wasn't right the way, but we certainly know how to fix it. Our players understand what it's going to take change that mindset heading into next week."

Army executed its ball-control offense to perfection, collecting 258 yards rushing and four touchdowns, while the Panthers managed just 48 yards rushing and 129 yards passing in less than 18 minutes of possession time. Georgia State hurt itself with two turnovers and a couple of untimely penalties.

"Congratulations to Coach Monken and Army," Elliott continued. "This game was about toughness today, and you quickly saw who was the tougher team out there. We fumbled on our opening possession and things just went south from there."

After the Panthers' early fumble led to a 7-0 lead for Army, Georgia State had a chance to swing the momentum when Army fumbled a punt. In an unusual sequence of events, the Panthers recovered but were flagged for holding at the line of scrimmage. After the penalty, the ensuing punt was also fumbled and recovered by the Panthers, but that play, too, was nullified by another holding call. Army held onto the third punt.

"I don't think I've punted on a possession three times, recovered two fumbles and had two holding calls," said Elliott.

With GSU trailing 21-0 midway through the second quarter, the Panthers put together a 10-play, 75-yard scoring drive, capped by Destin Coates' 16-yard touchdown run on the board with four minutes left in the half.

After forcing a punt, the Panthers took over at their own 7-yard line with 1:20 left, but quarterback Cornelius Brown IV was intercepted on the first play and Army tacked on another scored to take a 27-7 lead in the locker room.

One of the bright spots for the Georgia State offense was sophomore receiver Jamari Thrash, who stepped into the starting lineup and recorded career highs with seven receptions for 87 yards, including a spectacular one-handed grab on the Panthers' lone touchdown drive.

Coates scored his 16th career touchdown and finished with 48 yards, giving him an even 1,500 for his career and tying him with Travis Evans for second place in Georgia State history. Tra Barnett is the GSU career leader with 2,156 yards.

Super senior placekicker Noel Ruiz booted a 33-yard field goal, his ninth-straight field goal dating back to last season.

Brown was 12-for-20 for 129 yards passing.

ARMY.....	14	13	6	10	—	43
GEORGIA STATE.....	0	7	3	0	—	10

**SCORING SUMMARY**

1st	9:17	ARMY - Riley, Tyson 4 yd run (Talley, Cole kick), 8-40 4:30
	1:59	ARMY - Howard Jr., A.J. 4 yd run (Talley, Cole kick), 10-56 6:09
2nd	8:12	ARMY - Buchanan, Jakobi 2 yd run (Talley, Cole kick), 13-53 7:31
	4:03	GSU - Coates, Destin 16 yd run (Ruiz, Noel kick), 10-75 4:09

0:00	ARMY - Anderson, Christ 2 yd run (Talley, Cole kick block), 4-9 0:00
3rd	9:33 ARMY - Robinson, Tyrell 40 yd pass from Anderson, Christ (Talley, Cole rush failed), 1-40 0:08
	5:09 GSU - Ruiz, Noel 33 yd field goal, 13-60 4:24
4th	12:07 ARMY - Talley, Cole 22 yd field goal, 13-60 8:02
	5:29 ARMY - Murphy, Braheam 32 yd pass from Jones, Jemel (Talley, Cole kick), 8-67 5:25
Attendance—18,280	

TEAM STATISTICS	ECU	GSU
FIRST DOWNS .....	20	13
RUSHES-YARDS (NET) .....	67-258	28-48
PASSING YDS (NET) .....	98	129
Passes Att-Comp-Int .....	4-3-0	20-12-1
TOTAL OFFENSE PLAYS-YARDS .....	71-356	48-177
Fumble Returns-Yards .....	0-0	0-0
Punt Returns-Yards .....	2-21	0-0
Kickoff Returns-Yards .....	0-0	0-0
Interception Returns-Yards .....	1-4	0-0
Punts (Number-Avg) .....	2-56.0	4-46.0
Fumbles-Lost .....	2-0	1-1
Penalties-Yards .....	2-20	5-55
Possession Time .....	40:51	17:53
Third-Down Conversions .....	10 of 16	3 of 9
Fourth-Down Conversions .....	3 of 3	0 of 1
Red-Zone Scores-Chances .....	4-4	2-2
Sacks By: Number-Yards .....	3-20	0-0

**RUSHING**

ARMY: Anderson, Christ 15-55; Buchanan, Jakobi 11-38; Tyler, Tyhier 8-36; Adkins, Anthony 8-32; Riley, Tyson 6-27; Howard Jr., A.J. 2-20; Barnard, Cade 3-14; Jones, Jemel 5-13; Robinson, Tyrell 3-12; Catoe, Wilson 3-9; Laws, Jabari 2-4; Murphy, Braheam 1-minus 2.
GSU: Coates, Destin 13-48; Williams, J. 6-24; Grainger, D. 1-2; Carroll, M. 3-1; Brown, C. 5-minus 27.

**PASSING**

ECU: Anderson, Christ 1-2-0-40; Jones, Jemel 1-1-0-32; Tyler, Tyhier 1-1-0-26.
GSU: Brown, C. 12-20-1-129.

**RECEIVING**

ARMY: Robinson, Tyrell 1-40; Murphy, Braheam 1-32; Eckert, Sean 1-26.
GSU: Thrash, Jamari 7-87; Carter, Roger 2-17; Gregg, Tucker 1-10; Dixon, Terrance 1-10; McCoy, C. 1-5.

**INTERCEPTIONS**

ARMY: Moore, Jabari 1-4. GSU: None.
-------------------------------------

**NORTH CAROLINA 59, GEORGIA STATE 17**

**Game 2: Sept. 11, 2021 • 7:30 p.m. (RSN/ESPN3)**  
**Kenan Stadium • Chapel Hill, N.C.**

Georgia State fell at No. 22 North Carolina 59-17 at Kenan Stadium.

Trailing 14-0 in the first quarter, Georgia State got some momentum when Dontae Wilson recovered a fumble at the UNC 19-yard line, setting up a 37-yard field goal by Noel Ruiz. Playing in his home state, the Wilson, N.C. native connected for the 10th straight time to put the Panthers on the board at 14-3 with 3:28 to play in the first quarter.

The Panthers put together a 17-play, 75-yard drive that ate up 7:30 on the clock in the second quarter. Tucker Gregg kept the drive alive with a fourth-down conversion on a 6-yard run to the UNC 21. Three plays later, quarterback Cornelius Brown rushed for a 4-yard touchdown to make the score 21-10 with six minutes left in the half.

Georgia State went into the half trailing 24-10, and it was still a two-possession game with six minutes to play in the third quarter, but the Tar Heels scored four-straight touchdowns, including three over a 5:24 stretch in the third quarter.

"There were times in that football game when we looked really sharp," head coach Shawn Elliott

said. "In that second quarter, I was really pleased. We were playing with momentum and with effort and enthusiasm, and it's 24-10 at the half. Then we come out there in the third quarter and within the blink of an eye, it's out of hand. It's really disappointing."

Brown finished the game going 12-for-26 for 68 yards as the Panthers pounded the ball on the ground, finishing with 181 yards to hold the edge in the time of possession 30:17 to 29:43.

"At times we controlled the line of scrimmage and ran the ball well, getting four or five yards a clip. But when you're playing a team that's scoring as quickly as they did, it's hard to keep doing that," Elliott said. "We've got to have a combination of run and pass to be successful. We've got to improve."

"We didn't throw the ball and we didn't catch very well," he continued. "There were some great opportunities to make some big plays down the field, but we missed some throws and had some drops. Throwing and catching is something we do every single day, and for whatever reason, we missed it tonight."

Back-up quarterback Darren Grainger played the fourth quarter and rushed for 53 yards on four attempts, including a 36-yard scamper down to the 2-yard line. Tucker Gregg ran seven times for 31 yards, including two fourth-down conversions, while Marcus Carroll rushed six times and scored a touchdown in the fourth quarter.

Sam Howell, a preseason Heisman Trophy candidate, led North Carolina, ranked No. 22 in the coaches poll and No. 24 by AP. Howell was 21-of-29 passing for 352 yards and three touchdowns, and on the ground, he rushed 11 times for 104 yards and two touchdowns.

"There's a reason why he has the talk of being the top quarterback in college football and the top pick in the NFL Draft," Elliott said..

GEORGIA STATE.....	3	7	0	7	—	17
NORTH CAROLINA.....	14	10	21	14	—	59

**SCORING SUMMARY**

1st	11:45	UNC - Howell, Sam 22 yd run (Atkins, Grayson kick), 6-74 2:21
	7:55	UNC - Green, Antoine 57 yd pass from (Atkins, Grayson kick), 4-68 1:16
	3:28	GSU - Ruiz, Noel 37 yd field goal, 4-0 0:58
2nd	13:49	UNC - Simmons, Emery 30 yd pass from (Atkins, Grayson kick), 10-67 4:32
	6:19	GSU - Brown, C. 4 yd run (Ruiz, Noel kick), 17-75 7:30
	0:56	UNC - Atkins, Grayson 29 yd field goal, 6-9 2:07
3rd	5:32	UNC - Brooks, British 1 yd run (Atkins, Grayson kick), 9-63 3:31
	2:46	UNC - Chandler, Ty 2 yd run (Atkins, Grayson kick), 5-76 1:49
	0:08	UNC - Howell, Sam 62 yd run (Atkins, Grayson kick), 4-86 1:37
4th	11:22	UNC - Downs, Josh 5 yd pass from (Atkins, Grayson kick), 6-55 2:07
	8:13	GSU - Carroll, M. 2 yd run (Ruiz, Noel kick), 9-75 3:09
	4:03	UNC - Nesbit, Bryson 47 yd pass from (Kim, Jonathan kick), 7-75 4:10

Attendance—50,500

TEAM STATISTICS	GSU	UNC
FIRST DOWNS .....	16	28
RUSHES-YARDS (NET) .....	45-181	40-201
PASSING YDS (NET) .....	90	406
Passes Att-Comp-Int .....	30-14-1	31-23-0
TOTAL OFFENSE PLAYS-YARDS .....	75-271	71-607
Fumble Returns-Yards .....	0-0	0-0
Punt Returns-Yards .....	0-0	1-0
Kickoff Returns-Yards .....	0-0	2-51
Interception Returns-Yards .....	0-0	1-17
Punts (Number-Avg) .....	7-42.7	2-49.5
Fumbles-Lost .....	3-0	2-1
Penalties-Yards .....	5-39	3-35
Possession Time .....	30:17	29:43
Third-Down Conversions .....	5 of 17	5 of 10

Fourth-Down Conversions .....	2 of 4	1 of 1
Red-Zone Scores-Chances .....	3-3	4-5
Sacks By: Number-Yards .....	2-6	1-6

**RUSHING**

GSU: Grainger, D. 5-56; Gregg, Tucker 7-31; McCoy, C. 1-29; Carroll, M. 6-19; Brown, C. 9-17; Coates, Destin 11-10; Lewis, Robert 1-5; Williams, J. 4-5; Payne, Aubry 1-0; Muhammad, J. 0-9.  
 UNC: Howell, Sam 11-104; Chandler, Ty 15-58; Hood, Caleb 4-14; Brooks, British 4-10; Green, Elijah 3-9; Henderson, Josh 2-5; Criswell, Jacob 1-1.

**PASSING**

GSU: Brown, C. 12-26-1-68; Grainger, D. 2-4-0-22.  
 UNC: Howell, Sam 21-29-0-352; Criswell, Jacob 2-2-0-54.

**RECEIVING**

GSU: Credle, J. 3-13; Thrash, Jamari 2-18; McCoy, C. 2-10; Dixon, Terrance 2-9; Lewis, Robert 1-17; Pinckney, Sam 1-12; Payne, Aubry 1-7; Coates, Destin 1-6; Carroll, M. 1-minus 2.  
 UNC: Downs, Josh 8-73; Morales, Kamari 4-42; Green, Antoine 3-117; Simmons, Emery 3-73; Nesbit, Bryson 1-47; Walston, Garrett 1-22; Chandler, Ty 1-15; Stevens, Landon 1-10; Copenhaver, John 1-7.

**INTERCEPTIONS**

GSU: None. UNC: Echols, Power 1-17.

**GEORGIA STATE 20, CHARLOTTE 9**

**Game 3: Sept. 18, 2021 • 7 p.m. (ESPN+)**  
**Center Parc Stadium • Atlanta, Ga.**

Georgia State piled up 298 yards rushing to back an outstanding performance by the defense as the Panthers earned their first victory of the season by defeating previously unbeaten Charlotte 20-9 Saturday night at Center Parc Stadium.

Georgia State (1-2) controlled the line of scrimmage on both sides of the ball as the GSU defense held the 49ers (2-1) to just 276 total yards, the seventh-lowest figure in program history and lowest since holding ULM to 262 yards in 2018.

Making his first start for the Panthers, quarterback Darren Grainger passed for 139 yards and two touchdowns while rushing for 64 yards. The junior transfer threw a 35-yard touchdown pass to Jamari Thrash and a 28-yard scoring strike to Ja'Cyais Credle.

Senior running back Tucker Gregg pounded out 76 yards on 22 carries, while senior Jamest Williams added 73 yards on just seven carries and scored his first career touchdown on a 13-yard run to seal the win with 1:38 left. Destin Coates gained 83 yards, the bulk of it on a 64-yard run.

"This win happened exactly the way we needed it to," head coach Shawn Elliott said. "It was a tough contest. We really had to fight and claw. It wasn't easy by any means, but I'm very pleased with the way we did it."

"A phenomenal defensive effort. Our defense was all over the place. They were relentless. A strong running game and a great defense makes for a happy football coach," Elliott said.

After allowing a safety, Georgia State trailed 9-7 midway through the third quarter when Grainger directed a 6-play, 66-yard scoring drive, capped by his 28-yard TD to Credle. That gave the Panthers their first lead at 13-9 with five minutes left in the third quarter.

Charlotte drove deep into GSU territory, but Blake Carroll caused a fumble that Chris Bacon recovered for the Panthers at the GSU 13-yard line to end the threat.

Carroll, the senior linebacker, led the Panthers with nine tackles, including a sack, plus a forced fumble and a pass breakup.

Gregg converted three fourth-down plays with short runs, giving him five fourth-down conversions

in the last two games.

Georgia State started its game-clinching drive with nine minutes to play after taking over at its own 10-yard line. The 13-play, 90-yard drive was all on the ground and ate up 7:20 on the clock. Gregg and Grainger got the Panthers out to midfield, and then Williams finished the drive with an 11-yard run to the Charlotte 41, a 31-yard gain to the 13 and then a 13-yard touchdown run.

With Georgia State trailing 7-0 late in the second quarter, Grainger directed his first touchdown drive for the Panthers. After a punt, GSU took over at its own 32, and on the first play, Grainger hooked up with Ja'Cyais Credle for a 33-yard completion down the right sideline. On the next play, he found Jamari Thrash down the left side for a 35-yard touchdown, tying the score at 7-all with four minutes left in the first half.

Charlotte's first score was set up by a GSU fumble. Destin Coates broke through the line and raced 64 yards, but he was brought down at the 10-yard line and Charlotte knocked the ball out, and Shedrick Ursery recovered for the 49ers. That led to Chris Reynolds 36-yard touchdown pass to Elijah Spencer 7:41 left in the second quarter.

CHARLOTTE .....	0	7	2	0	—	9
GEORGIA STATE.....	0	7	6	7	—	20

**SCORING SUMMARY**

2nd 7:41 CLT - Spencer, Elijah 36 yd pass from Reynolds, Chris (Cruz, Jonathan kick), 11-67 6:44

4:03 GSU - Thrash, Jamari 35 yd pass from Grainger, D. (Ruiz, Noel kick), 2-68 0:23

3rd 5:06 GSU - Credle, J. 28 yd pass from Grainger, D. (Ruiz, Noel kick block), 6-66 2:18

4th 1:38 GSU - Williams, J. 13 yd run (Ruiz, Noel kick), 13-90 7:20

Attendance—12,978

TEAM STATISTICS	CLT	GSU
FIRST DOWNS .....	17	21
RUSHES-YARDS (NET) .....	39-118	50-282
PASSING YDS (NET) .....	158	139
Passes Att-Comp-Int .....	28-13-0	12-6-1
TOTAL OFFENSE PLAYS-YARDS .....	67-276	62-421
Fumble Returns-Yards .....	1-30	0-0
Punt Returns-Yards .....	0-0	0-0
Kickoff Returns-Yards .....	4-114	0-0
Interception Returns-Yards .....	1-0	0-0
Punts (Number-Avg) .....	7-41.9	4-39.5
Fumbles-Lost .....	1-1	3-1
Penalties-Yards .....	4-30	6-51
Possession Time .....	33:21	26:04
Third-Down Conversions .....	4 of 15	4 of 12
Fourth-Down Conversions .....	2 of 4	3 of 3
Red-Zone Scores-Chances .....	0-1	1-1
Sacks By: Number-Yards .....	2-18	2-11

**RUSHING**

CLT: Camp, Calvin 14-53; Byrd, Shadrick 13-48; Reynolds, Chris 8-14; McEachern, ChaVo 4-3.

GSU: Coates, Destin 4-83; Gregg, Tucker 22-76; Williams, J. 7-73; Grainger, D. 17-50.

**PASSING**

CLT: Reynolds, Chris 13-28-0-158.

GSU: Grainger, D. 6-12-1-139.

**RECEIVING**

CLT: DuBose, Grant 5-45; Byrd, Shadrick 3-39; Thompson, Taylor 2-17; Spencer, Elijah 1-36; Tucker, Victor 1-11; Camp, Calvin 1-10.

GSU: Thrash, Jamari 2-62; Credle, J. 2-61; Dixon, Terrance 1-11; Carter, Roger 1-5.

**INTERCEPTIONS**

CLT: Alexander, Jon 1-0. GSU: None.





**2021-22 Georgia St. Football**  
**Game Results**  
**All games**

Page 1/1  
as of Sep 19, 2021

**Team Results**

Date	Opponent		Score	Overall	Conf	Time	Attend
09/04/2021	Army West Point	L	10-43	0-1	0-0	3:05	18280
09/11/2021	at North Carolina	L	17-59	0-2	0-0	3:35	50500
09/18/2021	Charlotte	W	20-9	1-2	0-0	3:13	12978



2021-22 Georgia St. Football  
Overall Team Statistics  
All games

Page 1/2  
as of Sep 19, 2021

Team Statistics

	GSU	OPP
<b>Scoring</b>	<b>47</b>	<b>111</b>
Points per game	15.7	37.0
Points Off Turnovers	3	27
<b>First Downs</b>	<b>50</b>	<b>65</b>
Rushing	29	31
Passing	19	28
Penalty	2	6
<b>Rushing Yardage</b>	<b>527</b>	<b>577</b>
Yards gained rushing	605	626
Yards lost rushing	78	49
Rushing attempts	122	146
Average per rush	4.3	4.0
Average per game	175.7	192.3
TDs Rushing	4	8
<b>Passing Yardage</b>	<b>358</b>	<b>662</b>
Comp-Att-Int	32-62-3	39-63-0
Average per pass	5.8	10.5
Average per catch	11.2	17.0
Average per game	119.3	220.7
TDs Passing	2	7
<b>Total offense</b>	<b>885</b>	<b>1239</b>
Total plays	184	209
Average per play	4.8	5.9
Average per game	295.0	413.0
<b>Kick returns: #-Yards</b>	<b>0-0</b>	<b>2-51</b>
<b>Punt returns: #-Yards</b>	<b>0-0</b>	<b>4-21</b>
<b>Int returns: #-Yards</b>	<b>0-0</b>	<b>3-21</b>
<b>Kick return average</b>	<b>0.0</b>	<b>25.5</b>
<b>Punt return average</b>	<b>0.0</b>	<b>5.3</b>
<b>Int return average</b>	<b>0.0</b>	<b>7.0</b>
<b>Fumbles-Lost</b>	<b>6-2</b>	<b>4-2</b>
<b>Penalties-Yards</b>	<b>16-145</b>	<b>9-85</b>
Average per game	48.3	28.3
<b>Punts-Yards</b>	<b>15-641</b>	<b>11-504</b>
Average per punt	42.7	45.8
Net punt average	38.7	42.2
<b>Kickoffs-Yards</b>	<b>12-761</b>	<b>19-1218</b>
Average per kick	63.4	64.1
Net kick average	36.6	40.6
<b>Time of possession / game</b>	<b>24:56</b>	<b>35:04</b>
<b>3rd-down conversion</b>	<b>13/39</b>	<b>19/41</b>
3rd-down pct	33%	46%
<b>4rd-down conversion</b>	<b>5/8</b>	<b>6/8</b>



2021-22 Georgia St. Football  
Overall Team Statistics  
All games

Page 2/2  
as of Sep 19, 2021

	GSU	OPP
4rd-down pct	63%	75%
<b>Sacks by-Yards</b>	<b>4-17</b>	<b>5-30</b>
<b>Misc Yards</b>	<b>0</b>	<b>0</b>
<b>Touchdowns scored</b>	<b>6</b>	<b>15</b>
<b>Field goals - attempts</b>	<b>2-2</b>	<b>2-3</b>
<b>On-Side kicks</b>	<b>0-0</b>	<b>0-0</b>
<b>Red-zone scores</b>	<b>(6-6) 100%</b>	<b>(9-11) 82%</b>
<b>Red-zone touchdowns</b>	<b>(4-6) 67%</b>	<b>(7-11) 64%</b>
<b>PAT-attempts</b>	<b>(5-6) 83%</b>	<b>(13-15) 87%</b>
<b>Attendance</b>	<b>31258</b>	<b>50500</b>
Games / Avg per game	2/15629	1/50500
Neutral site games	-	0/0

**Score by Periods**

Team	1st	2nd	3rd	4th	OT	TOT
Georgia St.	3	21	9	14	0	47
Opponents	28	30	29	24	0	111





# 2021-22 Georgia St. Football Individual Statistics All games

Page 1/2  
as of Sep 19, 2021

## Rushing

Player	gp	att	gain	loss	net	avg	td	lg	avg/g
Destin Coates	3	28	159	18	141	5.0	1	64	47.0
Darren Grainger	3	22	129	7	122	5.5	0	36	40.7
Tucker Gregg	3	29	114	7	107	3.7	0	12	35.7
Jamyeest Williams	3	17	103	1	102	6.0	1	31	34.0
Cornelius McCoy	3	1	29	0	29	29.0	0	29	9.7
Marcus Carroll	3	9	23	3	20	2.2	1	5	6.7
Jamil Muhammad	3	0	9	0	9	0.0	0	9	3.0
Robert Lewis	3	1	5	0	5	5.0	0	5	1.7
Malik Sumter	3	0	2	0	2	0.0	0	2	0.7
Cornelius Brown	3	14	32	42	-10	-0.7	1	8	-3.3
<b>Total</b>	<b>3</b>	<b>122</b>	<b>605</b>	<b>78</b>	<b>527</b>	<b>4.3</b>	<b>4</b>	<b>64</b>	<b>175.7</b>
<b>Opponents</b>	<b>3</b>	<b>146</b>	<b>626</b>	<b>49</b>	<b>577</b>	<b>4.0</b>	<b>8</b>	<b>62</b>	<b>192.3</b>

## Passing

Player	gp	effic	comp-att-int	pct	yds	td	lg	avg/g
Cornelius Brown	3	79.5	24-46-2	52.2	197	0	18	65.7
Darren Grainger	3	163.3	8-16-1	50.0	161	2	35	53.7
<b>Total</b>	<b>3</b>	<b>101.1</b>	<b>32-62-3</b>	<b>51.6</b>	<b>358</b>	<b>2</b>	<b>35</b>	<b>119.3</b>
<b>Opponents</b>	<b>3</b>	<b>186.8</b>	<b>39-63-0</b>	<b>61.9</b>	<b>662</b>	<b>7</b>	<b>57</b>	<b>220.7</b>

## Receiving

Player	gp	no.	yds	avg	td	lg	avg/g
Jamari Thrash	3	11	167	15.2	1	35	55.7
Ja'Cyais Credle	3	5	74	14.8	1	33	24.7
Terrance Dixon	3	4	30	7.5	0	11	10.0
Roger Carter	3	3	22	7.3	0	15	7.3
Cornelius McCoy	3	3	15	5.0	0	10	5.0
Sam Pinckney	2	1	12	12.0	0	12	6.0
Destin Coates	3	1	6	6.0	0	6	2.0
Tucker Gregg	3	1	10	10.0	0	10	3.3
Aubry Payne	3	1	7	7.0	0	7	2.3
Marcus Carroll	3	1	-2	-2.0	0	0	-0.7
Robert Lewis	3	1	17	17.0	0	17	5.7
<b>Total</b>	<b>3</b>	<b>32</b>	<b>358</b>	<b>11.2</b>	<b>2</b>	<b>35</b>	<b>119.3</b>
<b>Opponents</b>	<b>3</b>	<b>39</b>	<b>662</b>	<b>17.0</b>	<b>7</b>	<b>57</b>	<b>220.7</b>

## Punt Returns

Player	no.	yds	avg	td	lg
<b>Total</b>	<b>0</b>	<b>0</b>	<b>0.0</b>	<b>0</b>	<b>0</b>
<b>Opponents</b>	<b>4</b>	<b>21</b>	<b>5.3</b>	<b>0</b>	<b>12</b>

## Interceptions

Player	no.	yds	avg	td	lg
<b>Total</b>	<b>0</b>	<b>0</b>	<b>0.0</b>	<b>0</b>	<b>0</b>
<b>Opponents</b>	<b>3</b>	<b>21</b>	<b>7.0</b>	<b>0</b>	<b>17</b>

## Kick Returns

Player	no.	yds	avg	td	lg
<b>Total</b>	<b>0</b>	<b>0</b>	<b>0.0</b>	<b>0</b>	<b>0</b>
<b>Opponents</b>	<b>2</b>	<b>51</b>	<b>25.5</b>	<b>0</b>	<b>27</b>

## Fumble Returns

Player	no.	yds	avg	td	lg
<b>Total</b>	<b>0</b>	<b>0</b>	<b>0.0</b>	<b>0</b>	<b>0</b>
<b>Opponents</b>	<b>0</b>	<b>30</b>	<b>0.0</b>	<b>0</b>	<b>30</b>



**2021-22 Georgia St. Football**  
**Individual Statistics**  
**All games**

Page 2/2  
as of Sep 19, 2021

**Scoring**

Player			PAT						pts
	td	fg	kick	rush	rcv	pass	dxp	saf	
Noel Ruiz	-	2-2	5-6	-	-	-	-	-	11
Destin Coates	1	-	-	-	-	-	-	-	6
Cornelius Brown	1	-	-	-	-	-	-	-	6
Jamari Thrash	1	-	-	-	-	-	-	-	6
Jamyest Williams	1	-	-	-	-	-	-	-	6
Ja'Cyais Credle	1	-	-	-	-	-	-	-	6
Marcus Carroll	1	-	-	-	-	-	-	-	6
<b>Total</b>	<b>6</b>	<b>2-2</b>	<b>5-6</b>	<b>0</b>	<b>0</b>	<b>0</b>	<b>0</b>	<b>0</b>	<b>47</b>
<b>Opponents</b>	<b>15</b>	<b>2-3</b>	<b>13-14</b>	<b>0</b>	<b>0</b>	<b>0</b>	<b>0</b>	<b>1</b>	<b>111</b>

**Field Goals**

Player	fg	pct.	01-19	20-29	30-39	40-49	50-99	lg	blk
Noel Ruiz	2-2	100.0	0-0	0-0	2-2	0-0	0-0	37	0
<b>Opponents</b>	<b>2-3</b>	<b>66.7</b>	<b>0-0</b>	<b>2-2</b>	<b>0-1</b>	<b>0-0</b>	<b>0-0</b>	<b>29</b>	<b>0</b>

**FG Sequence**

Team Name	Georgia St.	Opponents
Army West Point	(33)	(22)
North Carolina	(37)	(29),34

Numbers in (parentheses) indicate field goal was made

**Total Offense**

Player	g	plays	rush	pass	total	avg/g
Darren Grainger	3	38	122	161	283	94.3
Cornelius Brown	3	60	-10	197	187	62.3
Destin Coates	3	28	141	0	141	47.0
Tucker Gregg	3	29	107	0	107	35.7
Jamyest Williams	3	17	102	0	102	34.0
Cornelius McCoy	3	1	29	0	29	9.7
Marcus Carroll	3	9	20	0	20	6.7
Jamil Muhammad	3	0	9	0	9	3.0
Robert Lewis	3	1	5	0	5	1.7
Malik Sumter	3	0	2	0	2	0.7
<b>Total</b>	<b>3</b>	<b>184</b>	<b>527</b>	<b>358</b>	<b>885</b>	<b>295.0</b>
<b>Opponents</b>	<b>3</b>	<b>209</b>	<b>577</b>	<b>662</b>	<b>1239</b>	<b>413.0</b>

**Punting**

Player	no.	yds	avg	lg	tb	fc	i20	50+	blk
Michael Hayes	15	641	42.7	51	2	3	1	2	1
<b>Total</b>	<b>15</b>	<b>641</b>	<b>42.7</b>	<b>51</b>	<b>2</b>	<b>3</b>	<b>1</b>	<b>2</b>	<b>1</b>
<b>Opponents</b>	<b>11</b>	<b>504</b>	<b>45.8</b>	<b>60</b>	<b>2</b>	<b>5</b>	<b>6</b>	<b>3</b>	<b>0</b>

**Kickoffs**

Player	no.	yds	avg	tb	ob	retn	net	ydl
Noel Ruiz	12	761	63.4	4	1			
<b>Total</b>	<b>12</b>	<b>761</b>	<b>63.4</b>	<b>4</b>	<b>1</b>	<b>6</b>	<b>36.6</b>	<b>28</b>
<b>Opponents</b>	<b>19</b>	<b>1218</b>	<b>64.1</b>	<b>14</b>	<b>0</b>	<b>0</b>	<b>40.6</b>	<b>24</b>

**All Purpose**

Player	g	rush	rcv	pr	kr	ir	total	avg/g
Jamari Thrash	3	0	167	0	0	0	167	55.7
Destin Coates	3	141	6	0	0	0	147	49.0
Darren Grainger	3	122	0	0	0	0	122	40.7
Tucker Gregg	3	107	10	0	0	0	117	39.0
Jamyest Williams	3	102	0	0	0	0	102	34.0
Ja'Cyais Credle	3	0	74	0	0	0	74	24.7
Cornelius McCoy	3	29	15	0	0	0	44	14.7
Terrance Dixon	3	0	30	0	0	0	30	10.0
Roger Carter	3	0	22	0	0	0	22	7.3
Robert Lewis	3	5	17	0	0	0	22	7.3
Marcus Carroll	3	20	-2	0	0	0	18	6.0
Sam Pinckney	2	0	12	0	0	0	12	6.0
Jamil Muhammad	3	9	0	0	0	0	9	3.0
Aubry Payne	3	0	7	0	0	0	7	2.3
Malik Sumter	3	2	0	0	0	0	2	0.7
Cornelius Brown	3	-10	0	0	0	0	-10	-3.3
<b>Total</b>	<b>3</b>	<b>527</b>	<b>358</b>	<b>0</b>	<b>0</b>	<b>0</b>	<b>885</b>	<b>295.0</b>
<b>Opponents</b>	<b>3</b>	<b>577</b>	<b>662</b>	<b>21</b>	<b>51</b>	<b>21</b>	<b>1332</b>	<b>444.0</b>



2021-22 Georgia St. Football  
Overall Defense Statistics  
All games

Page 1/1  
as of Sep 19, 2021

Team Defense

##	Player	gp	Tackles				Sacks	Pass defense			Fumbles		blkd	
			ua	a	tot	tfl/yds		int-yds	brup	qbh	fr-yds	ff	kick	saf
40	Jordan Veneziale	3	15	12	27	1.5-3	.	.	.	.	.	.	.	.
42	Blake Carroll	3	13	7	20	3.5-12	2.5-11	.	1	1	.	1	.	.
3	Chris Bacon	3	9	7	16	.	.	.	1	.	1-0	.	.	.
34	Antavious Lane	3	10	4	14	.	.	.	1	.	.	.	.	.
44	Jeffery Clark	3	6	7	13	0.5-1	.	.	.	.	.	.	.	.
59	Thomas Gore	3	7	6	13	2-3	0.5-1	.	.	.	.	.	.	.
47	Jhi'Shawn Taylor	2	2	8	10	.	.	.	.	.	.	.	.	.
5	Bryquice Brown	3	7	2	9	1-1	.	.	2	.	.	.	.	.
28	Chris Moore	2	4	5	9	.	.	.	.	.	.	.	.	.
98	Javon Denis	3	4	5	9	0.5-2	0.5-2	.	.	.	.	.	.	.
48	Justin Abraham	2	1	7	8	.	.	.	.	.	.	.	.	.
10	Jacorey Crawford	3	4	3	7	.	.	.	2	1	.	.	.	.
52	Dontae Wilson	3	3	4	7	1.5-4	0.5-3	.	.	.	1-0	.	.	.
90	Hardrick Willis	2	4	3	7	1-2	.	.	.	3	.	.	.	.
1	Jontrey Hunter	2	4	2	6	1.5-2	.	.	1	.	.	.	.	.
32	Zach Dixon	1	1	5	6	.	.	.	.	.	.	.	.	.
54	Tre Moore	3	1	5	6	.	.	.	.	.	.	.	.	.
20	Quavian White	2	3	3	6	.	.	.	1	.	.	.	.	.
9	Jamil Muhammad	3	3	3	6	.	.	.	.	.	.	.	.	.
27	Jaylon Jones	2	2	3	5	.	.	.	.	.	.	.	.	.
38	Kyle Wright	2	2	3	5	.	.	.	.	.	.	.	.	.
17	Shamar McCollum	2	1	4	5	1.5-4	.	.	.	.	.	.	.	.
97	Akeem Smith	3	2	2	4	.	.	.	.	.	.	.	.	.
12	Tyler Gore	2	3	.	3	.	.	.	.	.	.	.	.	.
35	Keon Carter	1	1	1	2	.	.	.	.	.	.	.	.	.
64	Pat Bartlett	1	1	.	1	.	.	.	.	.	.	.	.	.
14	Robert Lewis	1	1	.	1	.	.	.	.	.	.	1	.	.
50	Tylon Dunlap	1	1	.	1	.	.	.	.	.	.	.	.	.
7	Deandre Bowman	1	.	1	1	.	.	.	.	.	.	.	.	.
88	Aubry Payne	1	1	.	1	.	.	.	.	.	.	.	.	.
2	Terrell Gordon	1	.	1	1	.	.	.	.	.	.	.	.	.
18	Cameron Sims	1	.	1	1	0.5-1	.	.	.	.	.	.	.	.
39	Michael Hayes	1	.	.	.	.	.	.	.	.	.	.	1	.
92	Noel Ruiz	1	.	.	.	.	.	.	.	.	.	.	1	.
	<b>Totals</b>	<b>3</b>	<b>117</b>	<b>114</b>	<b>231</b>	<b>15-35</b>	<b>4-17</b>	<b>0-0</b>	<b>9</b>	<b>5</b>	<b>2-0</b>	<b>2</b>	<b>2</b>	<b>0</b>
	Opponents	3	112	56	168	17-57	5-30	3-21	4	1	2-30	3	1	1



2021-22 Georgia St. Football  
Team Game-by-Game  
All games

Page 1/1  
as of Sep 19, 2021

		Rushing				Receiving				Passing				Kick Returns				Punt Returns				tot		
Date	Opponent	no.	yds	td	lg	no.	yds	td	lg	cmp	att	int	yds	td	lg	no.	yds	td	lg	no.	yds	td	lg	off
09/04/2021	Army West Point	28	48	1	16	12	129	0	18	12	20	1	129	0	18	0	0	0	0	0	0	0	0	177
09/11/2021	at North Carolina	45	181	2	36	14	90	0	17	14	30	1	90	0	17	0	0	0	0	0	0	0	0	271
09/18/2021	Charlotte	49	298	1	64	6	139	2	35	6	12	1	139	2	35	0	0	0	0	0	0	0	0	437
Georgia St.		122	527	4	64	32	358	2	35	32	62	3	358	2	35	0	0	0	0	0	0	0	0	885
Opponents		146	577	8	62	39	662	7	57	39	63	0	662	7	57	2	51	0	27	4	21	0	12	1239

Georgia St. Averages

Games	Avg/ rush	Avg/ catch	Pass effic	KR avg	PR avg	All purpose avg/game	Total offense avg/game
3	4.3	11.2	101.1	0.0	0.0	295.0	295.0

Date	Opponent	ua	Tackles			Sacks	Fumble		Pass Defense			blkd kick	PAT attempts			off		
			a	total	tfl-yds		ff	fr-yds	int-yds	qbh	brup		kick	rush	rcv	saf	t/o	pts
09/04/2021	Army West Point	38	56	94	4.0-7	0-0	1	0-0	0-0	0	0	1	1-1	0	0	0	0	10
09/11/2021	at North Carolina	34	40	74	4.0-10	2-6	0	1-0	0-0	3	3	0	2-2	0	0	0	3	17
09/18/2021	Charlotte	45	18	63	7.0-18	2-11	1	1-0	0-0	2	6	0	2-3	0	0	0	0	20
<b>Georgia St.</b>		<b>117</b>	<b>114</b>	<b>231</b>	<b>15.0-35</b>	<b>4-17</b>	<b>2</b>	<b>2-0</b>	<b>0-0</b>	<b>5</b>	<b>9</b>	<b>1</b>	<b>5-6</b>	<b>0</b>	<b>0</b>	<b>0</b>	<b>3</b>	<b>47</b>
<b>Opponents</b>		<b>112</b>	<b>56</b>	<b>168</b>	<b>17.0-57</b>	<b>5-30</b>	<b>3</b>	<b>2-30</b>	<b>3-21</b>	<b>1</b>	<b>4</b>	<b>2</b>	<b>13-14</b>	<b>0</b>	<b>0</b>	<b>1</b>	<b>27</b>	<b>111</b>

Date	Opponent	Punting								Field Goals				Kickoffs				
		no.	yds	avg	long	blkd	tb	fc	50+	i20	md-att	long	blkd	no.	yds	avg	tb	ob
09/04/2021	Army West Point	4	184	46.0	48	0	0	0	0	0	1-1	33	0	3	192	64.0	1	1
09/11/2021	at North Carolina	7	299	42.7	51	1	0	3	2	1	1-1	37	0	4	249	62.3	2	0
09/18/2021	Charlotte	4	158	39.5	48	0	2	0	0	0	0-0	0	0	5	320	64.0	1	0
<b>Georgia St.</b>		<b>15</b>	<b>641</b>	<b>42.7</b>	<b>51</b>	<b>1</b>	<b>2</b>	<b>3</b>	<b>2</b>	<b>1</b>	<b>2-2</b>	<b>37</b>	<b>0</b>	<b>12</b>	<b>761</b>	<b>63.4</b>	<b>4</b>	<b>1</b>
<b>Opponents</b>		<b>11</b>	<b>504</b>	<b>45.8</b>	<b>60</b>	<b>0</b>	<b>2</b>	<b>5</b>	<b>3</b>	<b>6</b>	<b>2-3</b>	<b>29</b>	<b>0</b>	<b>19</b>	<b>1218</b>	<b>64.1</b>	<b>14</b>	<b>0</b>