

GEORGIA STATE FOOTBALL

@GeorgiaStateFB | @CoachSElliott | @GSUPanthers | @CenterParcATL



GAME 6

GEORGIA STATE PANTHERS vs. ULM WARHAWKS

TV: ESPN3. Announcers are Chris Sylvester and Sam Crenshaw.

RADIO: Georgia State Radio Network coverage will air on WRAS 88.5 FM. Dave Cohen is in his 38th season as the play-by-play voice of Panther athletics. He is joined by Harper LeBel.

2020 RECORDS:

Georgia State: 2-3, 1-3 Sun Belt
ULM: 0-7, 0-4 Sun Belt

SERIES: ULM leads 3-2

LAST MEETING: ULM 45, GSU 31, Nov. 9, 2019 at Monroe, La.

LAST GSU WIN: GSU 46, ULM 14, Sept. 29, 2018 at Center Parc Stadium.

GSU HEAD COACH SHAWN ELLIOTT

Alma Mater: Appalachian State, 1996
Record at GSU: 18-24 (4th year)
Career Record: 19-29 (5th year)

ULM HEAD COACH MATT VIATOR

Record at ULM: 19-36 (5th year)
Career Record: 97-69 (15th year)

2020 SCHEDULE AND RESULTS

S. 3	MURRAY STATE	CANCELED
S. 12	at Alabama	CANCELED
S. 19	LOUISIANA ^{19/21}	(ESPN2) (ot) hL 31-34
S. 26	at Charlotte	POSTPONED
O. 3	EAST CAROLINA	(ESPNU) hW 49-29
O. 15	at Arkansas State	(Thu.-ESPN) aL 52-59
O. 24	at Troy	(ESPNU) aW 36-34
O. 31	COASTAL CAROLINA ^{20/21}	(ESPNU) hL 0-51
N. 7	ULM	(ESPN3) 12 p.m.
N. 14	at Appalachian State	(ESPN+) 2:30 p.m.
N. 21	at South Alabama	TBA
N. 28	GEORGIA SOUTHERN	TBA

All Times Eastern

GEORGIA STATE (2-3, 1-3 SBC) vs. ULM (0-7, 0-4 SBC)

Nov. 7, 2020 | 12 p.m. | ESPN3
Center Parc Stadium | Atlanta, Ga.

THE KICKOFF: Georgia State hosts its second straight home game Saturday as ULM visits Center Parc Stadium a noon game on ESPN3.

> "We can't get back on that field soon enough. I wish we were playing ULM today," head coach Shawn Elliott said as the Panthers look to rebound from Saturday's tough loss to No. 20 Coastal Carolina.

> Junior running back Destin Coates is the Sun Belt's leading rusher, averaging 108.5 yards per game (No. 13 in FBS). He has topped the 100-yard mark in three straight games. As a team, the Panthers are No. 20 in FBS in rushing (205.0 ypg).

> Coates, who topped the 1,000-yard mark for his career vs. Troy, now ranks sixth in GSU history with 1,117 rushing yards and tied for fourth with 11 rushing touchdowns.

> The Panthers' top receiver is Sam Pinckney with 24 catches for 369 yards and five touchdowns. Over a two-game span vs. East Carolina and Arkansas State, Pinckney totaled 13 receptions, 280 yards and five TD.

> Redshirt freshman quarterback Cornelious Brown IV is averaging 189.4 yards passing and 37.8 yards rushing per game. He has accounted for 13 touchdowns, including nine through the air and four on the ground.

> Outside linebacker Jordan Strachan leads the Sun Belt with five sacks, which has already tied the GSU season sack record. He is also third in the conference with 6.5 tackles for loss.

> Strachan was the Sun Belt Conference Defensive Player of the Week after collecting three tackles for loss, including 2.5 sacks, and recovering two fumbles, one of which he also caused, in the win over Troy. In the third quarter, he sacked and stripped the quarterback and recovered at the Troy 8-yard line, setting up a touchdown for a 33-21 lead. Strachan's first fumble recovery came in the second quarter as he scooped up a loose ball and returned it 63 yards to the Troy 20 for the fourth-longest fumble return in GSU history.

> Strachan is one of two Panthers to earn the Sun Belt Defensive Player of the Week honor, along with redshirt freshman safety

Antavious Lane following the East Carolina win. Lane leads the GSU defense with 35 tackles and two interceptions.

> The GSU defense held Troy to just 40 yards rushing, the second-lowest figure in school history, in the Panthers' 36-34 victory.

> ULM leads the series 3-2 after a 45-31 win last year at Monroe, La. The Panthers rushed for a school-record 414 yards, but starting QB Dan Ellington suffered a knee injury on the final play of the first half and could not finish the game.

> Georgia State won the only previous meeting with ULM at Centre Parc Stadium, 46-14 in 2018.

> Quarterback Cornelious Brown IV and safety Antavious Lane, both redshirt freshmen, were named to the FWAAs Freshman All-American Watch List. Junior center Malik Sumter has been tabbed to the Rimington Award Watch List.

> Placekicker Noel Ruiz, the grad transfer (North Carolina A&T), ranks sixth among all active FBS kickers with 286 points. He is third with 160 PAT and T-13th with 42 career field goals.

> The Georgia State defense scored touchdowns in back-to-back games. Redshirt freshman safety Antavious Lane returned an interception 34 yards for a score vs. East Carolina. Then linebacker Blake Carroll scooped up a fumble and returned it 74 yards for a touchdown vs. Arkansas State for the second-longest defensive touchdown in program history.

> Playing just its 11th season of football and seventh at the FBS level, Georgia State is coming off a successful 2019 season, when the Panthers earned their third bowl berth in five seasons and second in three years under head coach Shawn Elliott. GSU finished 7-6 last season.

FUN BELT: The Panthers played in one of the highest scoring games in Sun Belt Conference history, falling 59-52 at Arkansas State.

> Georgia State piled up 583 yards of total offense, the fourth-highest figure in school history, with 269 yards rushing and 314

GEORGIA STATE BY THE NUMBERS

108.5

Destin Coates leads Sun Belt with 108.5 rushing yards per game (No. 13 in FBS).

229

Career tackles for senior ILB Trajan Stephens-McQueen, who ranks fourth in GSU history.

286

Career points by Noel Ruiz, No. 6 among active FBS kickers and No. 7 among all active players.

GENERAL INFORMATION

Full Name	Georgia State University
Location	Atlanta, Ga.
Founded	1913
Enrollment	53,000
Nickname	Panthers
Colors	Blue & White
Affiliation	NCAA Division I FBS
Conference	Sun Belt Conference
President	Mark P. Becker
Director of Athletics	Charlie Cobb

COACHING STAFF

Head Coach	Shawn Elliott
Offensive Coordinator/QBs	Brad Glenn
Defensive Coordinator/OLBs	Nate Fuqua
Offensive Line	Thomas Austin
Safeties/Recruiting Coord.	Chris Collins
Offensive Assistant	Dan Ellington
Inside Linebackers	Brian Landis
Receivers	Trent McKnight
Defensive Line	Travian Robertson
Cornerbacks	Cory Peoples
Tight Ends/Running Backs	Josh Stepp
Strength & Conditioning	John Sisk
Athletic Trainer	Bob Murphy
Equipment Manager	Nate Simon
Video Coordinator	Rickey Layman
Asst AD-FB Operations	Steve Wojcikowski
Director of Player Personnel	Ginny Thompson
Dir. of High School Relations	Mark LeGree
Graduate Assts	Bryson Allen-Williams, Tyler Gilliam, Will Hunter, Jerry Prutos, Dan Sutton

FACILITY INFORMATION


Home Field	"Pete" Petit (puh-TEET) Field at Center Parc Credit Union Stadium
Capacity	25,000
Surface	FieldTurf
First Year as Home to GSU Football	2017
Originally Built	1996

PROGRAM INFORMATION

First Season of Football	2010
Joined Sun Belt Conference	2013
Full FBS Eligibility	2014
All-Time Record	38-86 (11th)
Bowl Record (Last Bowl)	1-2 (2019)

SPORTS COMMUNICATIONS

Primary Football Contact	Allison George
Office	404.413.4032
Cell	678.595.7728
email	ageorge@gsu.edu
Secondary Football Contact	Mike Holmes
Office	404.413.4033
Cell	404.259.9716
email	rholmes@gsu.edu
Mailing Address	P.O. Box 3975 Atlanta, GA, 30302-3975
Website	GeorgiaStateSports.com
Twitter	@GeorgiaStateFB, @GSUPanthers



"Pete" Petit Field at
CENTER PARC STADIUM

yards passing, but the Red Wolves scored the go-ahead touchdown with four minutes left.

>GSU scored 52 points, the program high vs. an FBS opponent, for the third time in 12 games.

>QB Cornelious Brown IV tied the GSU record by accounting for five touchdowns. He threw three TD passes, all to Sam Pinckney, while rushing for scores of 35 and 11 yards. He finished with 314 yards passing on 18 completions and 83 yards rushing on 13 attempts.

> Sam Pinckney caught six passes for a career-high 146 yards and three touchdowns, covering 38, 23 and 21 yards.

> Making his first start at Arkansas State, junior running back Tucker Gregg responded with a career-high 142 yards rushing on just 14 carries, including a 7-yard touchdown run. He is the fifth different Panther to record a 100-yard game over the last two seasons.

A RECORD THAT WILL NEVER BE BROKEN: Georgia State put together the first 99-yard drive in program history against Arkansas State, needing only five plays and 1:48 to move from its own 1-yard line to paydirt. On the first play, Tucker Gregg raced 56 yards out to midfield, and four plays later QB Cornelious Brown IV scored on a 35-yard run.

DEFENSE RULES THE DAY vs. ECU: The Georgia State defense turned in a strong performance to key the Panthers' 49-29 victory over East Carolina. The defense did not allow an offensive touchdown to the Pirates, whose three touchdowns came on a pick-six, a fake field goal and a blocked punt.

The Panthers allowed only 286 total yards (3.7 yards per play), including just 50 yards rushing, the third-lowest single-game total in GSU history. And of those 50 yards, 31 came on the fake field goal.

BRIGHT WHITE: Junior cornerback Quavian White leads the Panthers with two interceptions.

CENTER PARC CREDIT UNION STADIUM

is the home of Georgia State football. The Panthers took over this iconic property, formerly Centennial Olympic Stadium and then Turner Field, for the 2017 season.

The facility was renamed Center Parc Credit Union Stadium as part of a 15-year, \$21 million agreement between Center Parc Credit Union, a division of Atlanta Postal Credit Union (APCU), and Georgia State Athletics, announced on Aug. 11, 2020.

Center Parc Stadium features 25,000 seats for football, a FieldTurf playing surface on "Pete" Petit Field and dramatic views of the Atlanta skyline. The conversion process incorporated the existing seating areas on the north, west and south sides of the stadium with a new grandstand constructed on the east side, formerly the outfield.

The Panthers are in their fourth season in this impressive venue, which also houses the Football Operations Suite, completed in 2019. All of the program's day-to-day operations are at Center Parc Stadium, including practice, weight room, meetings rooms, coaches' offices, athletic training room and equipment room.

Center Parc Stadium was originally constructed as the 85,000-seat Centennial Olympic Stadium and used for the 1996 Centennial Olympic Games. Following the Olympic Games, much of the north end of the stadium was removed in order to convert it to the 49,000-seat baseball park that served as the home of the Atlanta Braves from 1997 through 2016.

The Braves played their final game at Turner Field on Oct. 2, 2016. In November 2016, the Board of Regents approved Georgia State University's purchase of 38 acres of the 68-acre site for \$22.8 million, and the conversion process began in early 2017.

Future phases of the redevelopment of this iconic property will include a new Georgia State baseball stadium, to be constructed on the footprint of the former Atlanta-Fulton County stadium. Residential, retail and corporate facilities are being developed by Carter and Associates.

FOOTBALL TIMELINE

Nov. 2006	Football feasibility study completed
Apr. 15, 2007	Dan Reeves named consultant
Apr. 17, 2008	Georgia State officially launched its football program
June 12, 2008	Bill Curry named head coach
Aug. 2008	First six assistant coaches hired
Jan. 4, 2009	First scholarship player, Mark Hogan, enrolled
Feb. 4, 2009	GSU signed its first recruiting class
June 11, 2009	GSU admitted to CAA Football, beginning in 2012
Aug. 11, 2009	First team of 71 players reported
Aug. 14, 2009	Georgia State's first football practice held at NFL YET facility
Fall 2009	First team conducted 60 practices
Mar. 23, 2010	First spring practice began
Mar. 27, 2010	First workout on new field at GSU Practice Complex at 188 MLK
April 10, 2010	First Spring Game at Georgia Dome
Aug. 3, 2010	Inaugural team reported for preseason
Aug. 4, 2010	Preseason practice began
Sept. 2, 2010	Inaugural football game at Georgia Dome: GSU 41, Shorter 7
Nov. 19, 2010	First game vs. FBS opponent at defending national champ Alabama
Aug. 2011	Team moved into GSU Practice Complex
2011 season	GSU played as an FCS Independent
April 9, 2012	GSU accepted invitation to join Sun Belt Conference in July 2013
April 21, 2012	Christo Bilukidi is the first Panther drafted by NFL (Oakland, 6th)
2012 season	GSU began FBS transition, played its only season of CAA Football
Nov. 10, 2012	Bill Curry coached final game at Maine
Dec. 3, 2012	Trent Miles hired as Georgia State's second head coach
July 1, 2013	GSU officially became a member of the Sun Belt Conference
2013 season	First season in FBS/Sun Belt Conference
Aug. 30, 2013	First game as FBS program vs. Samford at the Georgia Dome
Oct. 12, 2013	Inaugural Sun Belt Conference game vs. Troy at the Georgia Dome
2014 season	GSU is eligible for Sun Belt title and postseason bowl games.
Aug. 27, 2014	First win as an FBS program: GSU 38, Abilene Christian 37
Sept. 12, 2015	First win over FBS program and first Sun Belt Conference win: GSU 34, New Mexico State 32 (away)
Dec. 19, 2015	First bowl game: GSU vs. San Jose State in AutoNation Cure Bowl
Nov. 19, 2016	Defeated Georgia Southern 30-24 in last game in Georgia Dome.
Dec. 9, 2016	Shawn Elliott introduced as Georgia State's third head coach.
Jan. 5, 2017	Georgia State University finalizes acquisition of Turner Field property.
Aug. 31, 2017	Inaugural Game at Georgia State Stadium vs. Tennessee State.
Dec. 15, 2017	Panthers defeat Western Kentucky 27-17 in AutoNation Cure Bowl for first bowl win, first FBS winning season
Summer 2019	Program occupies new Football Operations Suite at GSU Stadium.
Aug. 31, 2019	First Power 5 win: GSU 38, Tennessee 30 at Knoxville, Tenn.
Nov. 16, 2019	First home game against Top 25 team vs. No. 24 App State at GSU Stadium.

White had four tackles, 1.5 sacks, an interception and a pass breakup against East Carolina, helping hold the Pirates to 286 total yards and no offensive touchdowns.

Against No. 19 Louisiana, White made seven solo tackles in the game, along with an interception and two pass breakups. He also had one kickoff return (22 yds) and two punt returns for 17 yards, and he was tabbed to the weekly honor roll for the Paul Hornung Award, which recognizes versatility.

ON THE RUN: Georgia State ranks No. 20 in FBS in rushing with 205.0 yards per game.

> Destin Coates is averaging 108.5 yards to lead the Sun Belt.

> Despite playing without Coates, the Panthers rushed for 269 yards vs. Arkansas State, led by 142 yards from Tucker Gregg.

> Last season the Panthers finished No. 13 in FBS in rushing (241.6) in 2019, led by senior Tra Barnett (No. 11/111.8).

> GSU has rushed for 340-plus yards four times in the last 14 games: 340 vs. Arkansas State; 350 vs. Coastal Carolina; 390 vs. Troy; and school-record 414 yards vs. ULM.

> Over the last 23 games, Georgia State has averaged 226.5 rushing yards per game, including 238.2 over the last 14 contests.

> Five different Panthers have achieved 100-yard rushing games over the last two seasons:

Tra Barnett, 7
Destin Coates, 4
Seth Paige, 2
Dan Ellington (QB), 1
Tucker Gregg, 1

THE HIT STICK: Redshirt freshman safety Antavious Lane leads Georgia State with 35 tackles and two interceptions.

He was named Sun Belt Defensive Player of the Week after his 34-yard interception return for touchdown was a key play in the Panthers' 49-29 win over East Carolina.

Lane got his second interception at Troy as he grabbed a tipped ball in the end zone and returned it 42 yards.

NEW NAME, SAME GREAT PLACE:

Georgia State's home facility is now known as Center Parc Credit Union Stadium, or Center Parc Stadium. The 15-year, \$21 million agreement between Center Parc Credit Union, a division of Atlanta Postal Credit Union (APCU), and Georgia State Athletics, was announced Aug. 11, 2020.

CAREER DAY FOR COATES: Taking over for GSU's all-time leading rusher Tra Barnett, junior Destin Coates responded with a career-high 150 yards rushing vs. No. 19 Louisiana in the season opener. That is the sixth-highest single-game rushing total in GSU history.

Coates was a workhorse, carrying the ball 34 times to tie the program record set by Barnett last season vs. Troy.

THE FRONT LINE: Georgia State's starting offensive line has combined for 111 career starts, led by senior left guard Shamarius Gilmore.

Gilmore has started every game the last three years (42 straight) and rarely come out of the game. He has earned All-Sun Belt Conference honors each of his three years, and he enters 2020 as a Preseason First-Team All-Sun Belt selection and a member of the Outland Trophy Watch List.

The Panthers also return junior center Malik Sumter, an All-Sun Belt honoree in 2019 who has been named to the Watch List for the 2020 Rimington Trophy, and junior right guard Pat Bartlett, who has 24 career starts. Sophomore tackle Travis Glover, who earned Freshman All-America honors at right tackle in 2019, has moved to the left tackle position manned by Hunter Atkinson the last four years. Sophomore Johnathan Bass has taken over at right tackle.

2019 SEASON HIGHLIGHTS: Georgia State (7-6, 4-4 Sun Belt) tied its school record with seven victories and earned its second bowl berth in three seasons under head coach Shawn Elliott, with a trip to the NOVA Home Loans Arizona Bowl.

> The Panthers posted their best home record at 5-1 while setting a program-record for home attendance.

> Earned the signature win in program history with the season-opening 38-30 victory at Tennessee, Georgia State's first-ever win over a Power 5 opponent.

> Twenty-five season records, 17 single-game records and seven career marks were set or broken in 2019.

> GSU produced the most prolific offensive season in program history, setting school records for points (406), scoring average (31.2), total offense (5,718), total offense per game (439.8), rushing yards (3,141), rushing yards per game (241.6), rushing yards per attempt ((5.3) and first downs (305).

> Georgia State ranked No. 13 in FBS in rushing with 241.6 yards per game.

> The Panthers accomplished all this despite starting quarterback Dan Ellington playing the final four games with a torn ACL.

ELLINGTON GRADUATES TO COACHING

STAFF: The newest member of the Georgia State coaching staff is former Panther quarterback Dan Ellington, who is now an offensive assistant coach, working with the running backs.

A two-year starter and two-time All-Sun Belt Conference selection in 2018-19, Ellington passed for 4,566 yards and 34 touchdowns while rushing for 1,293 yards and 11 scores.

He gained national notoriety after leading the Panthers to their 38-30 victory at Tennessee in the 2019 season opener. He further cemented his legacy by playing his final four games after tearing his ACL and leading the Panthers to a bowl game.

FUTURE OPPONENTS**2021**

Sept. 4	Army (Home)
Sept. 11	North Carolina (Away)
Sept. 18	Charlotte (Home)
Sept. 25	Auburn (Away)

2022

Sept. 3	South Carolina (Away)
Sept. 10	North Carolina (Home)
Sept. 17	Charlotte (Home)
Oct. 1	Army (Away)

2023

Sept. 2	Rhode Island (Home)
Sept. 9	UConn (Home)
Sept. 16	Charlotte (Away)
Nov. 18	LSU (Away)

2024

Aug. 31	Georgia Tech (Away)
Sept. 7	Chattanooga (Home)
Sept. 28	Vanderbilt (Home)
Nov. 2	UConn (Away)

2025

Sept. 6	Memphis (Home)
Sept. 20	Vanderbilt (Away)

2026

Sept. 19	Georgia Tech (Home)
Nov. 21	Ole Miss (Away)

2027

Sept. 18	UAB (Home)
Sept. 27	East Carolina (Away)

2028

Sept. 16	UAB (Away)
----------	------------

2029

Sept. 22	UAB (Home)
----------	------------

2030

Sept. 21	UAB (Away)
----------	------------

PANTHER PROS: Even though Georgia State is playing just its 11th season of football, eight former Panthers have played at least one game in the NFL.

Five former Panthers are currently on 2020 NFL rosters.

ALBERT WILSON, WR (GSU 2010-13)

Miami Dolphins, 7th NFL season
(opted out for 2020)

WIL LUTZ, PK (GSU 2012-15)

New Orleans Saints, 5th NFL season
(Pro Bowl in 2019)

CHANDON SULLIVAN, CB (GSU 2014-17)

Green Bay Packers, 3rd NFL season

PENNY HART, WR (GSU 2015-18)

Seattle Seahawks, 2nd NFL season

ROBERT DAVIS, WR (GSU 2013-16)

Las Vegas Raider (Practice), 4th NFL season

Former GSU QB Nick Arbuckle (2014-15) is the starting quarterback for Ottawa of the CFL, which is not playing this season.

GSU ADDS TWO GRAD TRANSFERS:

Two grad transfers are making an immediate impact.

> Noel Ruiz, a 2019 FCS All-American at North Carolina A&T, takes over the place-kicking duties. He was 23-for-27 on field goals last year, leading FCS with 1.92 per game while ranking fifth in percentage (.852) and 10th in scoring (9.7 ppg).

> Former Virginia Cavalier Chris Moore has earned a starting berth at safety. He played in nine games (five starts) in 2019 and made 42 tackles and two pass breakups.

RUIZ AMONG TOP ACTIVE KICKERS:

Senior placekicker Noel Ruiz, the graduate transfer from North Carolina A&T, ranks among the active FBS leaders in career scoring and field goals.

ACTIVE FBS LEADERS**POINTS (PK unless noted)**

1. Travis Etienne, Clemson (RB)	438
2. Riley Patterson, Memphis	386
3. Jose Borregales, Miami, Fla.....	333
4. Jake Verity, East Carolina	332
5. Alex Kessman, Pittsburgh	294
6. Chandler Staton, App State.....	289
7. Noel Ruiz, Georgia State.....	286

FIELD GOALS

1. Jake Verity, East Carolina	72
2. Jose Borregales, Miami, Fla.....	60
4. Matt Coghlin, Michigan State	59
3. Alex Kessman, Pittsburgh	58
5. Riley Patterson, Memphis	55
6. Nick Sciba, Wake Forest	53
7. Andre Szmyt, Syracuse.....	52
Parker White, South Carolina	52
9. Anthony Boumerhi, Boston College	50
10. Christopher Dunn, NC State	49
11. Brian Johnson, Virginia Tech.....	46
12. Brent Cimaglia, Tennessee	43
13. Noel Ruiz, Georgia State.....	42
Seth Small, Texas A&M	42
Keith Duncan, Iowa	42

PAT

1. Riley Patterson, Memphis	221
2. Chandler Staton, App State.....	187
3. Noel Ruiz, Georgia State.....	160
Grayson Atkins, North Carolina.....	160
5. Jose Borregales, Miami, Fla.....	153

CAREER RECORDS WATCH: Panthers moving up GSU career lists (See full updated career leaders later in this notes package).

CORNELIUS MCCOY, WR

114 receptions (No. 5)
1,326 receiving yards (No. 6)

SAM PINCKNEY, WR

911 receiving yards (No. 10)
10 Receiving TD (T-No. 5)

DESTIN COATES, RB

1,117 rushing yards (No. 6)
11 rushing TD (No. 4-T)

TRAJAN STEPHENS-McQUEEN, ILB

229 tackles (No. 4)

QUAVIAN WHITE, CB

5 interceptions (T-3rd; Record: 7)

88 interceptions return yards (No. 1)

DONTAE WILSON, NG

8.5 sacks (T-3rd; Record: 10.5)
19.0 TFL (No. 6)

HARDRICK WILLIS, DE

7.5 sacks (No. 5; Record: 10.5)

POMP AND CIRCUMSTANCE: Six members of this year's team have already earned their undergraduate degree:

DeAndre Bowman
Shamarious Gilmore
Jonathan Ifedi
Matlin Marshall
Chris Moore (from Virginia)
Noel Ruiz (from North Carolina A&T)

HEAD COACH SHAWN ELLIOTT

In 23 seasons as a Division I coach, Shawn Elliott has been part of 21 winning seasons and 18 postseason appearances, including two bowl games in his three years at Georgia State.

A coaching veteran who brought 20 years of experience in winning programs, Shawn Elliott was introduced as Georgia State's third head football coach by President Mark Becker and Director of Athletics Charlie Cobb on Dec. 9, 2016. He came to GSU after highly successful stints at South Carolina, where he served as the co-offensive coordinator, offensive line coach and interim head coach, and Appalachian State, where he coached the offensive line.

In 23 seasons as a Division I coach, Elliott has been part of 21 winning seasons, 18 teams that reached the NCAA playoffs or a bowl game, and three consecutive NCAA FCS titles from 2005-07.

That success has continued at Georgia State, where Elliott has led the Panthers to bowl games in two of his three seasons in Atlanta.

Other highlights of Elliott's first three years at GSU include the first bowl victory in school history, Georgia State's first winning season as an FBS program, and school-record seven-win campaigns in both 2017 and 2019.

The 2019 season began with another major first for the Georgia State program as Elliott's Panthers earned a dominating 38-30 victory over Tennessee at Neyland Stadium for the school's first win over a Power 5 opponent.

Elliott was named the Dodd Trophy

National Coach of the Week, and his Panthers were recognized as the FWAA Reveal Suits National Team of the Week. That is the third time that Elliott has been part of the National Team of the Week; his Appalachian State team was recognized for its 2007 victory at Michigan and his South Carolina squad for its 2010 win over No. 1 Alabama.

The win over Tennessee launched a record-setting 2019 season as the Panthers won seven games in the regular season for the first time and achieved their best home record with a 5-1 mark at Georgia State Stadium.

Bolstered by one of the top rushing attacks in the nation, the 2019 team set numerous team and individual records, most notably establishing new season standards for points, touchdowns, rushing yards and total offense.

Following the regular-season, 10 Panthers were named to the 2019 All-Sun Belt Conference squad, and the team earned a berth in the NOVA Home Loans Arizona Bowl.

Despite taking over a Georgia State program playing just its eighth season of football in 2017, Elliott not only guided GSU to a bowl game in his first year at the helm, but he led the Panthers to their first bowl victory, 27-17 over Western Kentucky in the AutoNation Cure Bowl. That win gave the program a school-record seven



HEAD COACH SHAWN ELLIOTT

Full name: Shawn Hardwick Elliott

Born: June 26, 1973

Hometown: Camden, S.C.

Alma Mater: Appalachian State, 1996

Family: Wife Summer, daughter Maddyn, son Max

COACHING CAREER

1997-09, Appalachian State, assistant coach

2010-16, South Carolina, assistant coach

2015, South Carolina, interim head coach

2017-present, Georgia State, head coach

HEAD COACHING RECORD

2015	South Carolina (interim)	1-5
2017	Georgia State	7-5
2018	Georgia State	2-10
2019	Georgia State	7-6
2020	Georgia State	2-3
AT GSU (4th Year)		18-24
OVERALL (5th Year)		19-29

victories in Elliott's first season.

Under Elliott's watch, the Panthers achieved benchmark performances on both sides of the ball. The 2017 GSU defense set season records for fewest points allowed per game, and fewest rushing yards allowed per game (136.4) and per attempt (4.13). The defense also recorded the first shutout in school history.

On offense, the Panthers established new marks, since broken, for highest completion percentage (64.2) and fewest interceptions (9) in a season, as well as most total yards in a game (670) and most points vs. an FBS opponent (47).

Nine Panthers earned All-Sun Belt honors in 2017. Senior cornerback Chandon Sullivan shined in the classroom and on the field as Georgia State's first football Academic All-American and the first Panther to be invited to the Reese's Senior Bowl.

Sullivan, one of three 2017 seniors to sign



HEAD COACH SHAWN ELLIOTT (continued)

NFL free agent contracts, is now with the Green Bay Packers.

After inheriting a senior-dominated roster for his first season, Elliott's second campaign proved to be a rebuilding year as the Panthers were forced to play numerous freshmen.

Still, there were many positives during the 2018 season. First-year quarterback Dan Ellington passed for more than 2,000 yards, led the team in rushing and set a school record for fewest interceptions.

Punter Brandon Wright ranked No. 3 in FBS in punting average and net while setting the Sun Belt record at 48.3 yards per kick. The Ray Guy Award semifinalist is GSU's first semifinalist for a major college football award.

Standout receiver Penny Hart finished his career ranked fourth in Sun Belt history in receiving yards and eighth in receptions. He signed a free agent contract with the Indianapolis Colts, as did linebacker Chase Middleton, now with the Atlanta Falcons. Hart is now with the Seattle Seahawks.

Individual honors in Elliott's first three seasons include 26 All-Sun Belt Conference honorees, Georgia State's first two players selected to the Reese's Senior Bowl, five former players signed to NFL free agent contracts and a first-round selection in the CFL draft.

The accolades extend to the classroom with GSU's first Academic All-American® as well as five Academic All-District® selections in three seasons. The Panthers posted a program-record 3.03 GPA in his Elliott's first semester, and then nearly matched that with a 3.0 for the spring 2020 term.

Before taking over the Georgia State program, Elliott worked seven seasons (2010-16) at South Carolina under Will Muschamp and Steve Spurrier, highlighted by three consecutive 11-win seasons from 2011-13 during the most successful run in the Gamecocks' history. In addition to coaching the offensive line, he was the running game coordinator in 2010 and 2011, was elevated to co-offensive coordinator in 2012, and then served as the interim head coach following Spurrier's retirement midway through the 2015 season.

Elliott originally joined the South Carolina staff in 2010 and helped the Gamecocks reach five straight bowl games while coaching some of the most prolific and balanced offenses in school history. The Gamecocks turned in the program's best offensive season, statistically, in 2013, averaging 34.1 points while rolling up a school-record 452.3 yards per game.

South Carolina's 2014 unit scored nearly 33 points per game while averaging over 440 yards of offense as All-America and All-Southeastern

Conference offensive guard A.J. Cann paved the way. In 2010, Elliott's first season in Columbia, his offensive line blocked for record-setting running back Marcus Lattimore, the National Freshman of the Year.

In addition to Cann, a third-round draft pick by the Jacksonville Jaguars in 2015, Elliott developed future NFL linemen Corey Robinson, Ronald Patrick, Brandon Shell, T.J. Johnson and Rokevious Watkins.

Before going to South Carolina in 2010, Elliott coached his entire career at Appalachian State, his alma mater. In 13 seasons there, he was an integral part of App State's three consecutive NCAA titles from 2005-07 as well as the Mountaineers' historic upset at Michigan in 2007.

Beginning in 1997, he worked two seasons as a defensive assistant (1997-98) and then two seasons as the tight ends coach (1999-00) before taking over the offensive line in 2001.

In nine seasons as the Mountaineers' offensive line coach, Elliott's players earned All-America distinction on 12 occasions, including four different linemen who received first-team All-America accolades. He also coached All-American and future NFL tight end Daniel Wilcox in 2000. In 2003, offensive lineman Wayne Smith was the first pick in the Canadian Football League Draft. From 2005-07, Elliott coached three-consecutive Southern Confer-

ence Jacobs Blocking Trophy recipients.

Elliott helped lead the Mountaineers to 10 NCAA playoff berths in 13 seasons with two trips to the national semifinals and three appearances in the quarterfinals in addition to the three championships.

Elliott was one of three App State coaches to earn the NCAA's Award of Valor for their efforts in rescuing two individuals from an automobile accident in 2000.

The two head coaches under whom Elliott spent the bulk of his time as an assistant coach, Spurrier at South Carolina and Jerry Moore at Appalachian State, are both enshrined in the College Football Hall of Fame.

Elliott was the first player in Mountaineer annals to appear in the NCAA Division I-AA playoffs four separate seasons. He was a four-year letterwinner, helping the Mountaineers to two Southern Conference titles and a combined record of 36-16. He served as a co-captain of the 1995 Appalachian State squad that finished 12-1 while earning all-league distinction as a defensive end.

A native of Camden, S.C., Elliott earned his bachelor's degree from Appalachian State in 1996. He is married to the former Summer Scruggs, also an App State grad and a standout tennis player for the Mountaineers, and the couple has two children, Maddyn and Max.



**NATE FUQUA @OLBeastCoach03**

Defensive Coordinator/OLBs (4th year at GSU)
Alma Mater: Wofford, 2003

- Nominee for 2017 Broyles Award as nation's top assistant coach.
- His defense held Tennessee to 98 yards rushing in GSU's 2019 victory.
- His 2017 unit set GSU season records for fewest points per game (24.75), fewest rushing yards per game (136.4), fewest yards per rushing attempt (4.13) and most sacks (24).
- Former defensive coordinator at Wofford, which reached 2016 FCS quarterfinals with a defense that ranked fifth in the nation in total defense, sixth in scoring defense and 12th in rushing defense.
- Spent 12 seasons at Wofford, where he was a two-time All-American as a nose tackle.

**BRAD GLENN @Coachbg_qb**

Offensive Coordinator/QBs (2nd year at GSU)
Alma Mater: Clemson, 1995

- Nominee for 2019 Broyles Award as nation's top assistant coach, in his first season on GSU staff.
- Spent seven seasons (2012-18) as associate head coach, offensive coordinator and quarterbacks coach at Western Carolina.
- For last five years, his WCU QBs averaged over 2,400 yards passing and 600 yards rushing.
- Previously served seven years at Appalachian State on the same staff with Shawn Elliott as the Mountaineers won three straight FCS titles.
- Coached two SoCon Offensive Players of the Year: QB Armanti Edwards, who also won Walter Payton Award, and QB DeAndre Pressley.

**THOMAS AUSTIN @TAustin1114**

Offensive Line (2nd year at GSU)
Alma Mater: Clemson, 2009

- In his first season at GSU, his line was a key component in the most prolific offense in school history, including program-record for rushing.
- Spent four seasons (2015-18) at Clemson, his alma mater, as the Tigers reached College Football Playoff each year, including titles in 2016 and 2018.
- All-America lineman at Clemson who signed NFL free agent contract with New England in 2010; also played for Houston, Carolina and Indianapolis.

**CHRIS COLLINS @CoachC_Collins**

Safeties/Recruiting Coord. (4th year at GSU)
Alma Mater: Western Carolina, 2010

- Added the role of recruiting coordinator in 2019 and helped GSU sign a 2020 recruiting class that had the highest average player ranking in program history.
- Selected for 2018 AFCA 35 Under 35 Coaches Leadership Institute.
- Coached All-Sun Belt safety Bryan Williams in 2017.
- Came to GSU in 2017 after one season coaching linebackers at Western Carolina.
- Participated in NFL-NCAA Coaches Academy (2015).

**DAN ELLINGTON @_CoachEllington**

Offensive Assistant (1st year at GSU)
Alma Mater: Georgia State, 2020

- Begins his coaching career after one of the top playing careers in GSU history.
- Two-time All-Sun Belt Conference quarterback who authored perhaps one of the top moments in Georgia State athletics history with the Panthers monumental upset at Tennessee in 2019.
- Will work primarily with running backs but also help with quarterbacks and receivers.

**BRIAN LANDIS @CoachLandis22**


Inside Linebackers (1st year at GSU)
Alma Mater: Georgetown College, 2001

- Joined GSU staff in 2020 after three seasons as head coach at Frederick Douglass High School in Louisville, Ky., where he compiled a 35-5 record after starting the program from scratch.
- Previously served on the staffs at Kentucky, Eastern Kentucky and Georgetown College, his alma mater.
- Part of NAIA national championships as a player (2000) and coach (2001) at Georgetown.

**TRENT MCKNIGHT @CoachTMcKnight**

Wide Receivers (4th year at GSU)
Alma Mater: Samford, 2010

- His receivers have been key performers in some of the most prolific offenses in program history
- Worked with receiver Penny Hart in 2017-18, who finished his career ranked fourth in Sun Belt history in receiving yards and seventh in receptions.
- Spent four seasons at Samford, where he served as run game coordinator/tight ends coach in 2015, when the Bulldogs ranked No. 7 in the nation in total offense and led SoCon with 34.6 ppg.

**CORY PEOPLES @corypeoples**

Cornerbacks (1st year at GSU)
Alma Mater: South Carolina, 2005

- Former NFL player with more than 10 years of college coaching experience.
- Three-time recipient of the NFL Bill Walsh Diversity Coaching Fellowship.
- Former defensive coordinator at Albany State with coaching stops at Georgia Southern, Charleston Southern, Clark Atlanta and St. Augustine.
- Played on NJCAA national championship team at Georgia Military and then lettered two years in the secondary at South Carolina.

**TRAVIAN ROBERTSON**

@Robertson_9TWO

Defensive Line (2nd year at GSU)
Alma Mater: South Carolina, 2011

- Coached two All-Sun Belt defensive linemen in 2019 and helped GSU increase sack total from 13 to 21.
- Former GSU graduate assistant who returned to the staff in 2019 after one season at Albany State.
- Seventh-round draft pick of Atlanta Falcons in 2012; played for Falcons, Seattle and Washington over four seasons.
- Standout defensive lineman at South Carolina.

**JOSH STEPP @coach_stepp**

Tight Ends/Running Backs (4th year at GSU)
Alma Mater: Newberry, 2007

- Coached a pair of All-Sun Belt Conference tight ends in 2019 and all-conference RB in 2017.
- Chosen for 2019 AFCA 35 Under 35 Coaches Leadership Institute.
- Posted a 36-17 record in four seasons (2013-16) as head coach at Lexington (S.C.) High School.
- 4A Lower State Coach of the Year in 2015
- All-American and record-setting QB at Newberry (2004-06).

DEPTH CHART

— OFFENSE —

QB	4	Cornelius Brown IV.....	6-5	200	R-Fr.
	10	Mikele Colasurdo	6-1	206	Fr.
RB	17	Destin Coates	5-11	198	Jr.
	26	Tucker Gregg	5-10	220	Jr.
	21	Jamyest Williams	5-9	185	R-Jr.
WR	83	Cornelius McCoy	5-11	185	Jr.
	2	Jamari Thrash	6-0	180	R-Fr.
	6	Jonathan Ifedi	6-0	195	R-Sr.
WR	0	Terrance Dixon.....	5-7	170	R-Jr.
	80	Matlin Marshall.....	5-9	180	R-Sr.
WR	15	Sam Pinckney.....	6-4	210	R-So.
	11	Cadarrius Thompson.....	6-3	186	So.
TE	45	Roger Carter	6-2	250	Sr.
	88	Aubry Payne	6-4	228	R-Sr.
LT	73	Travis Glover	6-6	330	R-So.
	60	Ronald Folkes.....	6-4	265	R-Fr.
LG	75	Shamarious Gilmore	6-3	295	R-Sr.
	68	Mason Cook.....	6-3	258	Fr.
C	62	Malik Sumter	6-1	280	R-Jr.
	65	Avery Reece	6-2	270	R-Fr.
RG	64	Pat Bartlett	6-4	285	R-Jr.
	78	Trey Bonner.....	6-3	280	R-Fr.
RT	77	Johnathan Bass	6-4	290	R-So.
	74	Despelado Alexandre	6-5	285	R-So.

— DEFENSE —

OLB	37	Victor Heyward	6-2	220	Sr.
	1	Jontrey Hunter.....	6-2	200	R-So.
	10	Jacorey Crawford	6-0	213	Jr.
DE	52	Dontae Wilson.....	6-0	275	Sr.
	91	Jeffery Clark.....	6-0	260	R-Fr.
	96	Miles Dickens	6-2	247	R-Fr.
NG	97	Akeem Smith.....	6-0	285	R-So.
	59	Thomas Gore	6-0	280	R-Fr.
DE	90	Hardrick Willis	6-3	240	R-Jr.
	98	Javon Denis.....	6-0	245	R-Fr.
OLB	7	Jordan Strachan	6-4	215	R-Jr.
	47	Jhi'Shawn Taylor.....	6-3	211	R-Jr.
ILB	42	Blake Carroll.....	6-1	225	Jr.
	40	Jordan Veneziale	6-0	217	So.
	32	Zach Dixon.....	6-1	215	R-So.
ILB	6	Trajan Stephens-McQueen	6-1	230	Sr.
	38	Kyle Wright.....	6-0	245	R-So.
	28	Chris Moore	6-0	210	R-Sr.
S	3	Chris Bacon.....	6-1	193	R-Jr.
S	34	Antavious Lane.....	5-9	180	R-Fr.
	35	Keon Carter.....	5-10	185	Sr.
CB	20	Quavian White	5-10	185	Jr.
	5	Bryquice Brown	6-0	180	R-Fr.
CB	27	Jaylon Jones	5-11	180	R-Jr.
	18	Cameron Sims.....	6-0	180	R-Fr.

PRONUNCIATION GUIDE

PLAYERS:

Despelado Alexandre.....	DESS-pell-ah-doe
Kellan Autenrieth.....	AW-ten-reeth
Bryquice Brown	bry-KWEECE
Ben Chukwuma	choo-KOO-muh
Mikele Colasurdo	muh-KAY-lee coll-a-SIR-do
Jontrey Hunter.....	JON-tray
Jonathan Ifedi	ee-FED-ee
Shamarious Gilmore.....	shu-MARR-ee-us
Seth Glausier	GLAW-zser
Travis Glover	Hometown Vienna, Ga: VY-en-uh
Tyreke Harrison	ty-REEK
Kierston Harvey	KEER-stun
Jaylon Jones	JAY-len
Antavious Lane.....	an-TAY-vee-us
Jay Lepkoske	lep-KOSS-key
Tre Moore	TRAY
Ikenine Ochie	ee-ken-NEE-nay O-chee
Noel Ruiz.....	no-ELL roo-EEZ
Jordan Strachan	STRAHN
Trajan Stephens-McQueen	tray-JAHN
Jhi'Shawn Taylor.....	juh-SHAWN
Jordan Veneziale	VEN-zee-al
Quavian White	KWAY-vee-un
Jamyest Williams.....	juh-MY-est
Dontae Wilson	DON-tay

COACHES:

Nate Fuqua.....	FEW-kway
-----------------	----------

— SPECIALISTS —

PK	92	Noel Ruiz.....	5-11	180	Sr.
	39	Michael Hayes	5-9	181	R-Fr.
P	39	Michael Hayes	5-9	181	R-Fr.
	94	Kade Loggins	6-1	170	Fr.
SN	51	Charlie Flint (PAT/FG)	6-1	210	R-So.
	66	Seth Glausier (Punt)	5-11	200	So.
	56	Collin Westfelt.....	6-1	214	Fr.
HO	39	Michael Hayes	5-9	181	R-Fr.
KR	20	Quavian White	5-10	185	Jr.
	17	Destin Coates	5-11	198	Jr.
	0	Terrance Dixon.....	5-7	170	R-Jr.
PR	20	Quavian White	5-10	185	Jr.
	0	Terrance Dixon.....	5-7	170	R-Jr.

NUMERICAL ROSTER

No.	Name	Pos	Ht	Wt	Cl.	Hometown	High School/Previous School
0	Terrance Dixon	WR	5-7	170	R-Jr.	Columbus, Ga.	Columbus
1	Jontrey Hunter	OLB	6-2	200	R-So.	Tampa, Fla.	Sickles
2	Jamari Thrash	WR	6-0	180	R-Fr.	LaGrange, Ga.	Troup County
3	Chris Bacon	S	6-1	193	R-Jr.	Atlanta, Ga.	Westlake
4	Cornelious Brown IV	QB	6-5	200	R-Fr.	Birmingham, Ala.	Calera
5	Bryquice Brown	CB	6-0	180	R-Fr.	Dorchester, Mass.	Lithia Springs (Ga.)
6	Jonathan Ifedi	WR	6-0	195	R-Sr.	Charlotte, N.C.	Vance
6	Trajan Stephens-McQueen	ILB	6-1	230	Sr.	Charlotte, N.C.	West Mecklenburg
7	Jordan Strachan	OLB	6-4	225	R-Jr.	Kingsland, Ga.	Camden County
8	Jaquez Pennimon	S	6-0	185	R-Fr.	Macon, Ga.	Southwest
9	Jamil Muhammad	LB	6-1	229	R-Fr.	Madison, Ala.	James Clemens
9	Jacob Freeman	WR	5-11	195	Fr.	LaGrange, Ga.	Callaway
10	Mikele Colasurdo	QB	6-1	206	Fr.	Inman, S.C.	Chapman
10	Jacorey Crawford	OLB	6-0	213	Jr.	Thomson, Ga.	Thomson
11	Evan Jones	S	6-2	190	R-Sr.	Decatur, Ga.	Salem/Illinois
11	Cadarrius Thompson	WR	6-3	186	So.	Florence, Ala.	Florence
12	Tyler Gore	CB	5-10	175	Jr.	North Myrtle Beach, S.C.	North Myrtle Beach
12	Kierston Harvey	QB	5-10	180	R-Fr.	Americus, Ga.	Americus-Sumter
13	Christian Thomas	WR	6-3	190	Fr.	Loganville, Ga.	Greater Atlanta Christian
14	Robert Lewis	WR	5-11	175	Fr.	Covington, Ga.	Newton
15	Sam Pinckney	WR	6-4	210	R-So.	Greenwood, S.C.	Greenwood
16	Tailique Williams	WR	5-9	165	Fr.	Pine Mountain, Ga.	Harris County
17	Destin Coates	RB	5-11	198	Jr.	Tallahassee, Fla.	Rickards
18	Cameron Sims	CB	6-0	180	R-Fr.	Memphis, Tenn.	Lausanne Collegiate
19	Kerryon Richardson	WR	5-10	165	R-Jr.	West Columbia, S.C.	Airport
20	Quavian White	CB	5-10	185	Jr.	Greer, S.C.	Greer
21	Jamyest Williams	CB	5-9	185	R-Jr.	Athens, Ga.	Grayson/South Carolina
22	Jalen Tate	CB	6-0	175	Fr.	Pelzer, S.C.	Greenville
23	Marcus Carroll	RB	5-10	192	Fr.	Union City, Ga.	Hapeville Charter
23	Terrell Gordon	OLB	6-1	190	Fr.	Phenix City, Ala.	Central
24	Tyreke Harrison	S	5-10	180	R-Fr.	Plant City, Fla.	Plant City
25	Dawson Hill	RB	5-11	200	R-So.	Plantation, Fla.	South Plantation
26	Tucker Gregg	RB	5-10	210	Jr.	Chatsworth, Ga.	Murray County
27	Jaylon Jones	CB	5-11	180	R-Jr.	Dacula, Ga.	Dacula
27	Ahijah Blackwell	RB	5-10	185	Fr.	Rome, Ga.	Rome
28	Chris Moore	S	6-0	210	R-Sr.	Ashburn, Va.	Broad Run/Virginia
28	Seth Paige	RB	5-10	180	Jr.	Macclenny, Fla.	Baker County
29	Courtney Williams	S	6-2	190	R-So.	LaGrange, Ga.	Callaway
31	Makari Pruitt	RB	5-6	162	R-Fr.	Conyers, Ga.	Salem
32	Zach Dixon	ILB	6-1	215	R-So.	Hollywood, Fla.	Chaminade-Madonna
33	T.J. Smith	OLB	6-2	240	R-So.	Laurinburg, N.C.	Scotland
34	Antavious Lane	S	5-9	180	R-Fr.	West Palm Beach, Fla.	William T. Dwyer
35	Keon Carter	S	5-10	185	Sr.	Norcross, Ga.	Norcross
35	Herman McCray	TE	6-4	235	R-So.	West Palm Beach, Fla.	Oxbridge Academy
36	Luke Purnell	TE	6-2	210	Fr.	LaGrange, Ga.	Troup County
37	Victor Heyward	OLB	6-2	220	Sr.	Dacula, Ga.	Mill Creek
38	Kyle Wright	ILB	6-0	245	R-So.	Columbia, S.C.	Ben Lippen/North Carolina
39	Michael Hayes	PK-P	5-9	181	R-Fr.	Florence, S.C.	West Florence
40	Jordan Veneziale	ILB	6-0	217	So.	Dallas, Ga.	North Paulding
41	Ikenine Ochie	OLB	6-4	235	Jr.	Albany, Ga.	Westover
42	Blake Carroll	ILB	6-1	225	Jr.	Lawrenceville, Ga.	Mountain View

NUMERICAL ROSTER

No.	Name	Pos	Ht	Wt	Cl.	Hometown	High School/Previous School
43	Deandre Bowman	WR	5-10	185	R-Sr.	Columbus, Ga.	Pacelli
44	Jay Lepkoske	OLB	6-2	204	R-Fr.	Cleveland, Ga.	White County
45	Roger Carter	TE	6-2	250	Sr.	Columbia, S.C.	Blythewood
46	Darius Snellings	OLB	6-2	240	R-Jr.	Jonesboro, Ga.	Mundy's Mill
47	Jhi'Shawn Taylor	OLB	6-3	211	R-Jr.	Cordele, Ga.	Crisp County
48	Justin Abraham	ILB	6-1	233	Fr.	Hartsville, S.C.	Hartsville
49	Joseph Lopez	ILB	6-0	217	R-Fr.	Dacula, Ga.	Dacula
50	T.J. Arnold	DE	6-0	240	R-Sr.	Rome, Ga.	Model
51	Charlie Flint	LS	6-1	210	R-So.	Pembroke, Ga.	Bryan County
52	Dontae Wilson	NG	6-0	275	Sr.	Jefferson, Ga.	Jefferson
53	Markland Davis	ILB	6-1	210	So.	Suwanee, Ga.	North Gwinnett
54	Tre Moore	DE	6-4	250	R-So.	North Augusta, S.C.	Strom Thurmond
55	Jeff Miller	OL	6-2	280	Fr.	Seffner, Fla.	Armwood
56	Collin Westfelt	LS	6-1	214	Fr.	Acworth, Ga.	Allatoona
57	Marcus Anderson	ILB	5-10	219	R-Fr.	Moultrie, Ga.	Colquitt County
59	Thomas Gore	NG	6-0	280	R-Fr.	Nashville, Tenn.	Brentwood Academy
60	Ronald Folkes	G	6-4	265	R-Fr.	Belle Glade, Fla.	William T. Dwyer
62	Malik Sumter	C	6-1	280	R-Jr.	Irmo, S.C.	Dutch Fork
64	Pat Bartlett	G	6-4	285	R-Jr.	Newtown, Pa.	Council Rock North
65	Avery Reece	C	6-2	270	R-Fr.	Anderson, S.C.	Belton-Honea Path
66	Seth Glausier	LS	5-11	200	So.	Jefferson, Ga.	Jefferson
67	Ben Chukwuma	OL	6-6	260	Jr.	Austell, Ga.	Campbell
68	Mason Cook	OL	6-3	258	Fr.	Columbus, Ga.	Central (Ala.)
70	Chandler Durham	OL	6-3	266	Fr.	McDonough, Ga.	Ola
71	Cameron Golden	OL	6-4	250	R-Fr.	Fort Pierce, Fla.	Fort Pierce Central
72	Luis Cristobal	C-G	6-0	301	R-Fr.	Miami, Fla.	Christopher Columbus
73	Travis Glover	T	6-6	330	R-So.	Vienna, Ga.	Dooley County
74	Despelado Alexandre	T	6-4	285	R-So.	Deerfield Beach, Fla.	Deerfield Beach
75	Shamarious Gilmore	G	6-3	295	R-Sr.	Riverdale, Ga.	Drew
76	Jonathan Brown	T	6-5	288	Fr.	Anderson, S.C.	T.L. Hanna
77	Johnathan Bass	T	6-4	290	R-So.	Acworth, Ga.	Kell
78	Trey Bonner	G	6-3	280	R-Fr.	Gray, Ga.	Jones County
80	Matlin Marshall	WR	5-9	180	R-Sr.	Evans, Ga.	Evans
81	Spencer Gaddis	WR	5-11	175	R-So.	Alpharetta, Ga.	Alpharetta/Western Kentucky
83	Cornelius McCoy	WR	5-11	185	Jr.	Deerfield Beach, Fla.	Deerfield
84	Kris Byrd	TE	6-1	227	Fr.	Lyman, S.C.	Byrnes
85	Ahmon Green	TE	6-2	232	Fr.	Columbia, S.C.	Westwood
86	Ezeqiel Marion	TE	6-3	210	Fr.	Perry, Ga.	Perry
87	Donavon Grier	WR	5-11	165	R-Jr.	Snellville, Ga.	Shiloh
88	Aubry Payne	TE	6-4	228	R-Sr.	Locust Grove, Ga.	Locust Grove/Western Carolina
89	Kellan Autenrieth	WR	5-11	190	Fr.	Dallas, Ga.	North Paulding
90	Hardrick Willis	DE	6-3	240	R-Jr.	Jonesboro, Ga.	Mundy's Mill
91	Jeffery Clark	DE	6-0	260	R-Fr.	Powder Springs, Ga.	McEachern
92	Noel Ruiz	PK	5-11	180	Sr.	Wilson, N.C.	Fike/North Carolina A&T
93	Jeremy Butler	DL	6-3	225	Fr.	McDonough, Ga.	Eagle's Landing Christian
94	Kade Loggins	PK-P	6-1	170	Fr.	Newnan, Ga.	Northgate
96	Miles Dickens	DE	6-2	247	R-Fr.	Deerfield Beach, Fla.	Deerfield Beach
97	Akeem Smith	NG	6-0	285	R-So.	Richmond, Va.	Bishop Sullivan Catholic
98	Javon Denis	DL	6-0	245	R-Fr.	Deerfield Beach, Fla.	Deerfield Beach



64 - PAT BARTLETT

G • 6-4, 285 • R-Jr.

Newtown, Pa. (Council Rock North)

- Starter at right guard (24 career starts).
- Made five starts in 2018 before moving into the starting lineup full-time in 2019. Also started the 2017 opener as a true freshman before a season-ending injury.
- Helped the Panthers rank No. 13 in FBS in rushing (241.6) in 2019 with a GSU record 3,141 yards, including school-record games against Arkansas State (340 yards), Coastal Carolina (350 yards), Troy (390 yards) and ULM (414 yards). Also helped the offense set records for total offense (5,718), touchdowns (53), rushing TDs (30), first downs (305) and points (406).
- Played every offensive snap of every game in 2019 except Western Michigan, South Alabama and Wyoming.
- Also on the PAT-FG and punt units, he played 103 snaps vs. Texas State, 109 vs. Arkansas State and 90 vs. Coastal Carolina in 2019. This season, he played 104 snaps vs. Arkansas State.



4 - CORNELIOUS BROWN IV

QB • 6-5, 200 • R-Fr.

Birmingham, Ala. (Calera)

* 2020 FWA Freshman All-American Watch List

- Named starting quarterback after preseason competition.
- Averaging 189.4 passing ypg and 37.8 rushing ypg. Has accounted for 13 TD (9 passing, 4 rushing).
- Nicknamed Quad

2020 SEASON HIGHLIGHTS

- Named to the 2020 FWA Freshman All-American Watch List
- Tied the GSU record by accounting for five touchdowns vs. Arkansas State. Threw three TD passes and rushed for scores of 35 and 11 yards. Passed for 314 yards on 18 completions and rushed for 83 yards on 13 attempts.
- Passed for 238 yards and three TDs to lead GSU to 49-29 win over East Carolina. TD passes of 38 yds and 13 yds to Sam Pinckney and 22 yards to Jamari Thrash.
- Made his first start vs. No. 19 Louisiana. Was 22-for-39 for 196 yards with one TD. Rushed 15 times for 64 yards and one TD.
- Passed for two touchdowns and rushed for a third score in win over Troy.

2019 SEASON HIGHLIGHTS

- Played in four games in 2019 to preserve his redshirt year.
- Played the entire second half at ULM. Completed eight passes for 80 yards and rushed three times for 14 yards.
- Played one snap against Furman and then saw his first significant action in the fourth quarter at Western Michigan.

CAREER STATISTICS

Year	G-GS	Cm-Att	Int	Pct	Yds	TD	LP	Sack	PG
2019	4-0	11-28	1	.393	130	0	34	0	32.5
2020	5-5	84-142	5	.592	947	9	57	6	189.4
Total	9-5	95-170	6	.559	1077	9	57	6	119.5

Year	Rsh	Yards	Avg	TD	LP	Ply	Total	TDR	PG
2019	4	15	3.8	0	9	32	145	0	36.2
2020	52	189	3.6	4	35	194	1136	13	227.2
Total	56	204	3.6	4	35	226	1281	13	142.3

GAME-BY-GAME STATISTICS

2020	C-A	Yds	TD	Int	LP	Rsh	Yds	TD	LP	TO-TD	Sck
Louisiana	22-39	196	1	1	28	15	64	1	23	260-2	2
ECU	18-28	238	3	2	42	6	26	0	13	264-3	0
Ark State	18-35	307	3	0	57	13	83	2	35	397-5	0
Troy	20-30	169	2	1	36	10	13	1	5	182-3	1
CCU	6-10	30	0	1	11	8	3	0	6	36-0	3

2019	C-A	Yds	TD	Int	LP	Rsh	Yds	TD	LP	TO-TD	Sck
Furman	0-0	0	0	0	0	0	0	0	0	0-0	0
WMU	0-5	0	0	1	0	0	0	0	0	0-0	0
ULM	8-18	80	0	0	31	3	14	0	9	94-0	0
App State	3-5	50	0	0	34	1	1	0	1	51-0	0

CAREER HIGHS

Pass Attempts: 39 vs. Louisiana, 2020

Pass Completions: 22 vs. Louisiana, 2020

Passing Yards: 314 vs. Arkansas State, 2020

TD Passes: 3 vs. East Carolina, 2020; Arkansas State, 2020

Long Completion: 57 vs. Arkansas State (Jamari Thrash), 2020

Rushing Attempts: 15 vs. Louisiana, 2020

Rushing Yards: 83 vs. Arkansas State, 2020

TD Rushing: 2 vs. Arkansas State, 2020

Total Offense Yards: 397 vs. Arkansas State, 2020

TDR: 5 vs. Arkansas State, 2020 (3 Pass, 2 Rush)



42 - BLAKE CARROLL

ILB • 6-1, 225 • Jr.

Lawrenceville, Ga. (Mountain View)

- Moved into starting role at inside linebacker after two seasons as a backup
- Team's second-leading tackler with 32 stops.
- Scooped up a fumble and returned it 74 yards for a touchdown vs. Arkansas State. That is the second-longest defensive score in program history.
- One game later at Troy, he forced a fumble that Jordan Strachan recovered and returned 63 yards. Career-high eight tackles and a pass breakup.
- Had five tackles and two pass breakups to help the GSU defense hold East Carolina to zero offensive touchdowns and 50 yards rushing.

CAREER STATISTICS

Year	G	UA-A	Total	TFL	Sack	Int	PB	FR	FF
2018	12	3-5	8	1-2	1-2	0	0	0	0
2019	9	5-3	8	1-3	0-0	0	0	0	0
2020	5	26-6	32	1.5-4	0-0	0	4	1-74	1
Total	26	34-14	48	3.5-9	5.5-41	0	4	1-74	1

GAME-BY-GAME STATISTICS

2020	UA-A	Total	Sack	TFL	FF	FR	Int	PB	BK
Louisiana	4-0	4	0	0	0	0	0	0	0
ECU	3-2	5	0	0.5-1	0	0	0	2	0
Arkansas St.	5-1	6	0	0	0	(TD) 1-74	0	0	0
Troy	8-0	8	0	1-3	1	0	0	1	0
CCU	4-1	5	0	0	0	0	0	1	0

CAREER HIGHS

Tackles: 8 vs. Troy, 2020

Sacks: 1 vs. App State, 2018



45 - ROGER CARTER

TE • 6-2, 250 • Sr.
Columbia, S.C. (Blythewood)

* 2019 All-Sun Belt (honorable mention)

- One of the top tight ends in the Sun Belt; preseason All-Sun Belt by Phil Steele
- Nine career TD catches - seventh in GSU history

(second among TE)

- Has excellent hands and is an outstanding blocker in GSU's potent rushing attack.

2020 SEASON HIGHLIGHTS

- Caught touchdowns of four and 36 yards in win over Troy. Tied his career high with seven catches for 72 yards.
- Had two catches in season opener vs. No. 19 Louisiana: a 28-yard touchdown and a 25-yard reception to the 4-yard line to set up another TD.

2019 SEASON HIGHLIGHTS

- Team's third-leading receiver with 28 catches for 334 yards and 3 TD.
- Career game in win over South Alabama with seven catches for 87 yards, including a 4-yard touchdown in the fourth quarter.
- Two receptions for 33 yards in season-opening win at Tennessee.
- Had one catch in the win over Furman but it was a 2-yard TD.
- Had two catches for 39 yards and a reception for a two-point conversion in 28-20 victory over Army.
- Four catches for 38 yards, including a 4-yard TD, in win over Troy.

2018 SEASON HIGHLIGHTS

- Fifth on the team in receptions with 11 catches for 97 yards and one touchdown
- Made a spectacular one-handed catch on ball thrown behind him for a 4-yard touchdown in win over ULM.

2017 SEASON HIGHLIGHTS

- Had a strong season as a true freshman with 19 catches for 146 yards and two TD.
- Made one of the key plays of 2017 season with his TD catch vs. WKU in AutoNation Cure Bowl. The 42-yard reception came on a double-reverse flea flicker and put GSU ahead for good in third quarter.
- Breakout game in win at Georgia Southern with four catches for 42 yards, including a 4-yard touchdown and a season-long 17-yard catch.

CAREER STATISTICS

Year	G	Rec	Yds	Avg	TD	LP
2017	9	10	146	14.6	2	42
2018	12	15	136	9.1	1	20
2019	13	28	334	11.9	3	31
2020	5	11	160	14.5	3	36
Total	39	64	776	12.1	9	42

GAME-BY-GAME STATISTICS

2020	Rec	Yds	TD	LP	Touchdowns
Louisiana	2	53	1	28	28
East Carolina	0	0	0	0	
Arkansas State	2	35	0	26	
Troy	7	72	2	36	4, 36
Coastal Carolina	0	0	0	0	
2019	Rec	Yds	TD	LP	Touchdowns
Tennessee	2	33	0	28	
Furman	1	2	1	2	2
Western Michigan	1	2	0	2	
Texas State	1	6	0	6	
Arkansas State	2	45	0	24	
Coastal Carolina	1	8	0	8	
Army	2	39	0	30	(2-PAT)

Troy	4	38	1	17	4
ULM	2	9	0	6	
App State	0	0	0	0	
South Alabama	7	87	1	22	4
Georgia Southern	2	21	0	16	
Wyoming	3	43	0	31	

2018	Rec	Yds	TD	LP	Touchdowns
Kennesaw State	0	0	0	0	
NC State	1	4	0	4	
Memphis	1	10	0	10	
Western Michigan	2	25	0	15	
ULM	1	4	0	4	4
Troy	1	6	0	6	
Arkansas State	0	0	0	0	
Coastal Carolina	1	7	0	7	
Texas State	4	47	0	20	
Louisiana	2	24	0	15	
App State	1	3	0	3	
GS	1	6	0	6	

2017	Rec	Yds	TD	LP	Touchdowns
Coastal Carolina	0	0	0	0	
ULM	1	6	0	6	
Troy	0	0	0	0	
South Alabama	0	0	0	0	
Georgia Southern	4	42	1	17	4
Texas State	0	0	0	0	
App State	1	13	0	13	
Idaho	0	0	0	0	
Western Kentucky	4	85	1	42	42

CAREER HIGHS

Receptions: 7 vs. South Alabama, 2019; Troy, 2020

Yards: 87 vs. South Alabama, 2019

TD Receptions: 2 vs. Troy, 2020

Long Reception: 42 vs. Georgia Southern, 2017; Western Kentucky, 2017



17 - DESTIN COATES

RB • 5-11, 198 • Jr.
Tallahassee, Fla. (Rickards)

- Sun Belt's leading rusher with 108.5 yards per game (No. 13 in FBS).
- Ranks sixth in GSU history with 1103 career rushing yards and tied for fourth with 11 rushing TDs.

2020 SEASON HIGHLIGHTS

- Career-high 150 yards rushing on 34 carries (tied GSU record) vs. No. 19 Louisiana. Sixth-highest single-game rushing total in school history. Added four catches for 21 yards.
- Followed with 113 yards in win over East Carolina, including TD runs of 13 and 5 yards.
- Third-straight 100-yard game with 115 yards in win at Troy.

2019 SEASON HIGHLIGHTS

- GSU's third-leading rusher with on the team with 546 yards on 82 carries for a team-leading 6.7-yard average
- Second on the team with seven touchdowns
- Recorded his first 100-yard game with 119 yards on just nine carries vs. ULM. Scored on a 37-yard run and also had a 44-yard run.
- Just missed a second-straight 100-yard game, rushing for 97 yards vs. App State, highlighted by a 67-yard touchdown that is the fourth-longest run from scrimmage in GSU history.
- Tied the GSU record by rushing for three touchdowns in the win over Arkansas State. Scored on 27-yard run in the first quarter, then helped seal the win with fourth-quarter scores of one and two yards. Rushed for 66 yards on 15 yards, part of GSU's school-record 340 yards.
- Rushed for 95 yards on 21 carries at Texas State. Scored on a 7-yard run in the fourth quarter.

2018 SEASON HIGHLIGHTS

- Played in six games as a true freshman in 2018 before a season-ending foot injury.
- The team's third-leading rusher at the time of his injury with 137 yards on 32 carries (4.3 yards per carry).
- Gained 68 yards on 12 carries at Memphis.
- Rushed for 43 yards on just six carries at NC State, including an 8-yard touchdown.
- Caught a 50-yard pass down to the 10-yard line to set up a touchdown vs. Western Michigan. Added a 20-yard reception vs. ULM.

CAREER STATISTICS

Year	G	Att	Yds	Avg	TD	LP	Rec	Yds	TD	LP	AIIP
2018	6	32	137	4.3	1	24	9	85	0	50	222
2019	11	82	546	6.7	7	67	7	60	0	19	547
2020	4	93	434	4.7	3	23	10	58	0	23	492
Total	21	207	1117	5.4	11	67	26	203	0	50	1320

GAME-BY-GAME STATISTICS

2020	Rsh	Yds	TD	LP	Rec	Yds	TD	LP	All-P	TD
Louisiana	34	150	1	18	4	21	0	10	171	4
ECU	23	113	2	23	0	0	0	0	113	13, 5
Arkansas State	DNP									
Troy	25	115	0	21	4	26	0	10	141	
CCU	11	56	0	14	2	11	0	11	67	
2019	Rsh	Yds	TD	LP	Rec	Yds	TD	LP	All-P	TD
Tennessee	5	4	0	0	0	0	0	0	9	
Furman	DNP									
WMU	1	14	0	14	1	3	0	3	17	
Texas State	21	95	1	44	3	23	0	11	118	7
Arkansas St.	15	66	3	27	0	0	0	0	66	27, 1, 2
Coastal	2	5	0	5	1	3	0	3		
Army	DNP									
Troy	0	0	0	0	0	0	0	0	0	
ULM	9	119	1	41	1	12	0	4	131	37
App State	7	91	1	67	0	0	0	0	97	67
USA	11	33	1	7	1	19	0	19	52	6
GS	4	54	0	34	0	0	0	0	54	
Wyoming	7	59	0	21	0	0	0	0	0	
2018	Rsh	Yds	TD	LP	Rec	Yds	TD	LP	All-P	TD
KSU	2	9	0	5	0	0	0	0	9	
NC State	6	43	1	15	1	7	0	7	50	8
Memphis	12	68	0	24	3	-2	0	3	66	
WMU	4	5	0	8	2	62	0	50	67	
ULM	8	12	0	7	1	20	0	20	32	
Troy	0	0	0	0	1	-2	0	--	-2	

CAREER HIGHS

Rushing Attempts: 34 vs. Louisiana, 2020 (ties GSU record)
Yards Rushing: 150 vs. Louisiana, 2020
TD Rushing: 3 vs. Arkansas State, 2019 (ties GSU record)
Long Rush: 67 vs. Appalachian State, 2019 (TD)
Receptions: 4 vs. Louisiana, 2020
Receiving Yards: 23 vs. Texas State, 2019
Long Reception: 50 vs. Western Michigan, 2018



0 - TERRANCE DIXON

WR • 5-7, 170 • R-Jr.
 Columbus, Ga. (Columbus)

- Starting slot receiver
- Had two catches for 16 yards along with 78 yards rushing on just three carries in win over East Carolina. Had runs of 43, 27 and eight yards.
- Had a breakout game in 2019 win over Furman

(Game 2) with eight catches for 68 yards, including a 12-yard touchdown catch on the final play of the first half, but suffered a season-ending knee injury in the game.

- Joined the program as a walk-on in 2017 and was awarded a scholarship in 2019 preseason camp.
- Given the No. 0 jersey this season, the first player in GSU history to wear that number

GAME-BY-GAME STATISTICS

2020	Rec	Yds	TD	LP	Rsh	Yds	TD	LP	AIIP	Touchdowns
Louisiana	4	34	0	15	0	0	0	0	34	
ECU	2	16	0	11	3	78	0	43	94	
Arkansas St.	1	15	0	15	2	11	9	8	26	
Troy	1	8	0	8	2	-5	0	--	3	
CCU										

2019	Rec	Yds	TD	LP	Touchdowns
Tennessee	1	14	0	14	
Furman	8	68	1	12	10

CAREER STATISTICS

Year	G	Rec	Yds	Avg	TD	LP	Att	Yds	TD	LP	AIIP
2018	10	3	36	12.0	0	18	0	0	0	0	36
2019	2	9	82	9.1	1	14	0	0	0	0	82
2020	5	9	81	9.0	0	15	7	84	0	43	193
Total	17	21	199	9.5	1	18	7	84	0	43	311

CAREER HIGHS

Receptions: 8 vs. Furman, 2019
Receiving Yards: 68 vs. Furman, 2019
Long Reception: 18 vs. NC State, 2018
Rushing Attempts: 3 vs. East Carolina, 2020
Rushing Yards: 78 vs. East Carolina, 2020
Long Rush: 43 vs. East Carolina, 2020



75 - SHAMARIOUS GILMORE

G • 6-3, 295 • R-Sr.
 Riverdale, Ga. (Drew)

- * 2020 Team Captain
- * 2019 All-Sun Belt (third team)
- * 2018 All-Sun Belt (honorable mention)
- * 2017 All-Sun Belt (honorable mention)

- Fourth-year starter at left guard and a three-time All-Sun Belt Conference selection.
- Preseason First-Team All-Sun Belt and member of Outland Trophy Watch List
- Has started 42 straight games at left guard.
- Helped the Panthers rank No. 13 in FBS in rushing (241.6) in 2019 with a GSU record 3,141 yards, including school-record games against Arkansas State (340 yards), Coastal Carolina (350 yards), Troy (390 yards) and ULM (414 yards). Also helped the offense set records for total offense (5,718), touchdowns (53), rushing TDs (30), first downs (305) and points (406).
- Played every offensive snap of the 2017 season and missed only a handful of snaps in 2018 and 2019.
- Made history as the first offensive lineman in GSU history to score a touchdown. Recovered a blocked field goal in end zone vs. Charlotte.
- Earned his degree in the spring of 2020
- Has 11 sisters and two brothers
- Full name is Shamariious Da'Quion Bernard Gilmore but everyone calls him Quion (kwon)



73 - TRAVIS GLOVER

T • 6-6, 330 • R-So.
Vienna, Ga. (Dooly County)

* 2019 Freshman All-America (FWAA)

- Takes over as the starting left tackle after starting every game at right tackle as a freshman.
- Earned Freshman All-America honors as he

helped the GSU offense set records for rushing, total offense and scoring.

- Largest player on the team at 6-6, 330 pounds
- Earned starting berth in 2019 preseason and started every game at right tackle as a redshirt freshman
- Helped the Panthers rank No. 13 in FBS in rushing (241.6) in 2019 with a GSU record 3,141 yards. Also helped the offense set records for total offense (5,718), touchdowns (53), rushing TDs (30), first downs (305) and points (406).
- Hometown pronounced VY-en-na



26 - TUCKER GREGG

RB • 5-10, 200 • Jr.
Chatsworth, Ga. (Murray County)

- Running back known for downhill, hard-nosed style
- Team's second-leading rusher with 223 yards and three TD. Averaging 7.6 yards per carry.
- Made his first start at Arkansas State and

responded with 142 yards rushing, including a 7-yard TD, on 14 carries. That is the ninth-best single-game rushing total in program history

- Took an handoff at the 1-yard line and broke through for a 56-yard run to start what became a 99-yard TD drive.
- Rushed for 67 yards on 10 carries, including a 27-yard TD run, in win over Troy.
- Scored on a 4-yard run in win over East Carolina.
- Joined the program as a walk-on in 2018 and was awarded a scholarship prior to the 2019 season.

CAREER STATISTICS

Year	G	Att	Yds	Avg	TD	LP	Rec	Yds	TD	LP	All-P
2018	9	13	83	6.4	0	26	3	24	0	15	107
2019	13	15	56	3.7	1	20	0	0	0	0	56
2020	5	34	227	6.7	3	56	2	10	0	7	229
Total	27	62	366	5.9	4	56	5	34	0	15	392

GAME-BY-GAME STATISTICS

2020	Rsh	Yds	TD	LP	Rec	Yds	TD	LP	All-P	TD
Louisiana	1	5	0	5	0	0	0	0	5	
ECU	4	5	1	4	0	0	0	0	5	4
Ark State	14	142	1	56	2	10	0	0	152	7
Troy	10	67	1	27	0	0	0	0	67	27
CCU	5	8	0	6	0	0	0	0	8	

CAREER HIGHS

Rushing Attempts: 14 vs. Arkansas State, 2020

Rushing Yards: 142 vs. Arkansas State, 2020

Long Rush: 56 vs. Arkansas State, 2020



37 - VICTOR HEYWARD

OLB • 6-2, 220 • Sr.
Dacula, Ga. (Mill Creek)

- Three-year starter at outside linebacker
- Has started 33 straight games and has 177 career tackles with three interceptions.
- Tenth in GSU history in career tackles, ninth with 16 TFL and 6.5 sacks.

- Younger brother Shaka is a sophomore linebacker at Duke.

2020 SEASON HIGHLIGHTS

- Grabbed an interception on a tipped ball against No. 19 Louisiana
- Had 2.5 tackles for loss, including a sack, vs. Arkansas State.

2019 SEASON HIGHLIGHTS

- Second on the team in tackles with 70, with 5.5 TFL, two sacks, an interception, a fumble recovery and four pass breakups.
- Had five tackles with a sack for seven yards and a pass breakup in strong defensive effort at Tennessee; helped hold the Vols to 93 yards rushing.
- Career-high 12 tackles with a pass breakup at Texas State.
- Ten tackles with three TFL and a pass breakup in win vs. Troy.
- Forced a fumble vs. Army that GSU recovered at midfield to set up a touchdown. Had seven tackles in the 28-20 win.
- Had an interception and a pass breakup at ULM, along with eight tackles.
- Recovered a fumble in win over South Alabama.

2018 SEASON HIGHLIGHTS

- Made 48 tackles with three tackles for loss, one interception, two pass breakups and a forced fumble.
- Led a strong defensive effort vs. ULM with an interception and a fumble recovery, both setting up scores. Helped GSU hold ULM to 262 yards, third-lowest in school history.
- Season-high eight tackles and a pass breakup at Arkansas State

2017 SEASON HIGHLIGHTS

- Started the final three games of 2017. Made 38 tackles on the year with five TFL, three sacks and two pass breakups.
- Season-high seven tackles with two sacks for 19 yards and a pass breakup vs. Idaho.
- Made his first start vs. App State and had six tackles and a pass breakup. Was in on fourth-down stop at the goal line.

CAREER STATISTICS

Year	G	UA-A	Total	TFL	Sack	Int	PB	FR	FF
2017	12	23-15	38	5-28	3-25	0	2	0	0
2018	12	22-26	48	3-10	0.5-1	1-10	2	1-0	0
2019	13	41-70	70	5.5-25	2-15	1-1	4	1-0	1
2020	5	16-5	21	2.5-7	1-4	1-8	0	0	0
Total	42	102-75	177	16-70	6.5-45	3-14	8	2-0	1

GAME-BY-GAME STATISTICS

2020	UA-A	Total	Sack	TFL	FF	FR	Int	PB	BK
Louisiana	4-0	4	0	0	0	0	1-8	0	0
ECU	2-0	2	0	0	0	0	0	0	0
Arkansas St.	4-1	5	1-4	2.5-7	0	0	0	0	0
Troy	3-1	4	0	0	0	0	0	0	0
CCU	3-3	6	0	0	0	0	0	0	0

2019	UA-A	Total	Sack	TFL	FF	FR	Int	PB	BK
Tennessee	2-3	5	1-7	1-7	0	0	0	1	0
Furman	2-0	2	0	0	0	0	0	0	0
WMU	2-2	4	0	0	0	0	0	0	0
Texas State	4-8	12	0	0.5-2	0	0	0	1	0
Arkansas St.	5-0	5	0	0	0	0	0	0	0
CCU	1-2	3	0	0	0	0	0	0	0

Army.....	4-3	7	0	0	1	0	0	0	0
Troy.....	7-3	10	1-8	3-12	0	0	0	1	0
ULM.....	3-5	8	0	0	0	0	1-1	1	0
App State.....	1-0	1	0	0	0	0	0	0	0
USA.....	4-1	5	0	0	0	1-0	0	0	0
GS.....	4-2	6	0	1-4	0	0	0	0	0
Wyoming.....	2-0	0	0	0	0	0	0	0	0

2018..... UA-A	Total	Sack	TFL	FF	FR	Int	PB	BK
Kennesaw St.....	3-0	3	0	0	0	0	0	0
NC State.....	0-2	2	0	0	0	0	0	1
Memphis.....	2-1	3	0	0	0	0	0	0
WMU.....	1-1	2	0	0	0	0	0	0
ULM.....	1-1	2	0	0	0	1	1-10	0
Troy.....	1-4	5	0	0.5-0	0	0	0	0
Arkansas St.....	1-7	8	0	0	0	0	1	0
CCU.....	2-6	8	0.5-1	0.5-1	0	0	0	0
Texas State.....	4-0	4	0	2-9	0	0	0	0
Louisiana.....	1-1	2	0	0	0	0	0	0
App State.....	0-3	3	0	0	0	0	0	0
GS.....	6-0	6	0	0	0	0	0	0

2017..... UA-A	Total	Sack	TFL	FF	FR	Int	PB	BK
Tenn. State.....	0-0	0	0	0	0	0	0	0
Penn State.....	2-0	2	0	0	0	0	0	0
Charlotte.....	2-3	5	0	0	0	0	0	0
CCU.....	0-0	0	0	0	0	0	1	0
ULM.....	1-2	3	0	0	0	0	0	0
Troy.....	1-1	2	0	0	0	0	0	0
USA.....	3-0	3	0	1-2	0	0	0	0
GS.....	2-1	3	0	0	0	0	0	0
Texas State.....	2-1	3	1-6	2-7	0	0	0	0
App State.....	2-4	6	0	0	0	0	1	0
Idaho.....	6-1	7	2-19	2-19	0	0	1	0
WKU.....	1-2	3	0	0	0	0	0	0

CAREER HIGHS

Tackles: 12 vs. Texas State, 2019

TFL: 3 vs. Troy, 2019

**6 - JONATHAN IFEDI****WR • 6-0, 195 • R-Sr.**
Charlotte, N.C. (Vance)

- Veteran receiver with 49 career receptions for 478 yards
- Fifth on the team with 19 catches for 193 yards in 2019.
- Made five catches for a career-best 78 yards in win over Arkansas State, including a career-long 37-yard completion.
- Had 20 catches for 190 yards as a redshirt freshman in 2017, including 14 catches for 128 yards over the final three games.
- Earned his undergraduate degree in computer information systems in fall of 2019. Now pursuing master's degree in information systems, with a concentration in cybersecurity
- Semifinalist for the NFF Campbell Trophy® Presented by Mazda, which recognizes the top football scholar-athlete in the nation.

CAREER STATISTICS

Year	G	Rec	Yds	Avg	TD	LP
2017.....	12	20	190	9.5	0	30
2018.....	12	6	71	11.8	0	28
2019.....	12	19	193	10.2	0	37
2020.....	5	5	20	4.0	0	14
Total.....	41	50	474	9.5	0	37

GAME-BY-GAME STATISTICS

2020.....	Rec	Yds	TD	LP	Touchdowns
Arkansas State.....	1	14	0	14	
Troy.....	3	10	0	11	
Coastal Carolina.....	1	-4	0	--	

2019.....	Rec	Yds	TD	LP	Touchdowns
Texas State.....	2	9	0	5	
Arkansas State.....	5	78	0	37	
Coastal Carolina.....	3	47	0	35	
Army.....	4	31	0	12	
Troy.....	0	0	0	0	
ULM.....	2	18	0	13	
App State.....	1	6	0	6	
South Alabama.....	0	0	0	0	
Georgia Southern.....	2	4	0	2	
Wyoming.....	0	0	0	0	

2018.....	Rec	Yds	TD	LP	Touchdowns
Kennesaw State.....	1	15	0	15	
NC State.....	2	8	0	5	
Memphis.....	0	0	0	0	
Western Michigan.....	0	0	0	0	
ULM.....	0	0	0	0	
Troy.....	0	0	0	0	
Arkansas State.....	1	28	0	28	
Coastal Carolina.....	0	0	0	0	
Texas State.....	1	14	0	14	
Louisiana.....	0	0	0	0	
App State.....	0	0	0	0	
Georgia Southern.....	1	6	0	6	

2017.....	Rec	Yds	TD	LP	Touchdowns
Tennessee State.....	0	0	0	0	
Penn State.....	1	22	0	22	
Charlotte.....	1	4	0	4	
Coastal Carolina.....	0	0	0	0	
ULM.....	1	9	0	9	
Troy.....	1	8	0	8	
South Alabama.....	1	11	0	11	
Georgia Southern.....	0	0	0	0	
Texas State.....	1	8	0	8	
App State.....	3	42	0	30	
Idaho.....	5	30	0	11	
WKU.....	6	56	0	19	

CAREER HIGHS

Receptions: 6 vs. Western Kentucky, 2017

Receiving Yards: 78 vs. Arkansas State, 2019

Long Reception: 37 vs. Arkansas State, 2019

**27 - JAYLON JONES****CB • 5-11, 180 • R-Jr.**
Dacula, Ga. (Dacula)

- Third-year starter at cornerback.
- Leads the team with nine pass breakups
- No. 2 in the Sun Belt in pass defended (breakups plus interceptions)

2020 SEASON HIGHLIGHTS

- Career-high four pass breakups in GSU's strong defensive effort vs. East Carolina, helping hold the Pirates to 286 total yards.

2019 SEASON HIGHLIGHTS

- Career-high nine tackles at Texas State.
- Made eight tackles at Western Michigan, along with a pass breakup
- Missed four games due to injury before returning against ULM, when he had four tackles and a pass breakup.
- Eight tackles with a TFL and a pass breakup vs. App State.
- Had five tackles with a TFL in win over South Alabama.

2018 SEASON HIGHLIGHTS

- Began the season at safety but moved to starting cornerback in Game 4.
- Made his first start at safety at Memphis and grabbed an interception and returned it one yard for a touchdown. That is just the fourth pick-six in GSU history. Also had three tackles with a tackle for loss.

- Moved to starting cornerback for the Western Michigan game and made six tackles.
- Career-high eight tackles and a forced fumble at NC State.
- Tackle for loss and pass breakup in win over ULM.

CAREER STATISTICS

Year	G	UA-A	Total	TFL	Sack	Int	PB	FR	FF
2018	12	36-12	48	2-7	0-0	1-1 (TD)	2	0	1
2019	9	32-12	44	3.5-9	0-0	0	4	0	0
2020	5	14-4	18	0.5-5	0.5-5	0	9	0	0
Total	26	82-28	110	6-21	0.5-5	1-1	15	0	1

GAME-BY-GAME STATISTICS

2020	UA-A	Total	Sack	TFL	FF	FR	Int	PB	Blk
Louisiana	2-0	2	0	0	0	0	0	1	0
ECU	6-1	7	0	0	0	0	0	4	0
Arkansas St.	3-1	4	0	0	0	0	0	1	0
Troy	2-2	4	0.5-5	0.5-5	0	0	0	2	0
Coastal	1-0	1	0	0	0	0	0	1	0

2019	UA-A	Total	Sack	TFL	FF	FR	Int	PB	Blk
Tennessee	2-1	3	0	0	0	0	0	0	0
Furman	3-0	3	0	0	0	0	0	1	0
WMU	4-4	8	0	0	0	0	0	1	0
Texas State	3-6	9	0	0.5-3	0	0	0	0	0
Arkansas St.	DNP-Injured								
Coastal	DNP-Injured								
Army	DNP-Injured								
Troy	DNP-Injured								
ULM	3-1	4	0	0	0	0	0	1	0
App State	8-0	8	0	1-1	0	0	0	1	0
USA	5-0	5	0	1-4	0	0	0	0	0
GS	1-0	1	0	0	0	0	0	0	0
Wyoming	3-0	3	0	1-1	0	0	0	0	0

2018	UA-A	Total	Sack	TFL	FF	FR	Int	PB	Blk
Kennesaw St.	0-0	0	0	0	0	0	0	0	0
NC State	6-2	8	0	0	1	0	0	0	0
Memphis	3-1	4	0	1-4	0	0	(td) 1-1	0	0
WMU	5-1	6	0	0	0	0	0	0	0
ULM	2-0	2	0	1-3	0	0	0	1	0
Troy	4-1	5	0	0	0	0	0	0	0
Arkansas St.	1-4	5	0	0	0	0	0	0	0
CCU	4-2	6	0	0	0	0	0	0	0
Texas State	6-0	6	0	0	0	0	0	0	0
Louisiana	0-0	0	0	0	0	0	0	1	0
App State	3-1	4	0	0	0	0	0	0	0
GS	0-0	0	0	0	0	0	0	0	0

CAREER HIGHS

Tackles: 9 vs. Texas State, 2019

PBU: 4 vs. East Carolina, 2020

**34 - ANTAVIOUS LANE**

S • 5-9, 180 • R-Fr.

West Palm Beach, Fla. (Dwyer)

- * Sun Belt Defensive Player of the Week
- * 2020 FWAA Freshman All-American Watch List

- Redshirt freshman safety who leads GSU with 35 tackles and two interceptions. Second with five pass breakups
- Named to the 2020 FWAA Freshman All-American Watch List
- Sun Belt Defensive Player of the Week after returning an interception 34 yards for a touchdown vs. East Carolina. Also had five tackles and two pass breakups, helping hold ECU to 286 total yards, 50 yards rushing and no offensive touchdowns.

- Got his second interception in win at Troy as he grabbed a tipped ball in the end zone and returned it 42 yards. Also had seven tackles and a pass breakup.
- Opened the season with nine tackles, one tackle for loss and a forced fumble vs. Louisiana.

CAREER STATISTICS

Year	G	UA-A	Total	TFL	Sack	Int	PB	FR	FF
2019	4	2-1	3	0-0	0-0	0	0	0	0
2020	5	29-6	35	2-3	0-0	2-76 (TD)	5	0	1
Total	9	31-7	38	2-3	0-0	2-76	5	0	1

GAME-BY-GAME STATISTICS

2020	UA-A	Total	Sack	TFL	FF	FR	Int	PB	Blk
Louisiana	9-1	9	0	1-2	1	0	0	0	0
ECU	4-1	5	0	0	0	0	(TD) 1-34	2	0
Arkansas St.	9-0	8	0	1-1	0	0	0	0	0
Troy	5-2	7	0	0	0	0	1-42	1	0
Coastal	4-2	6	0	0	0	0	0	2	0

CAREER HIGHS

Tackles: 9 vs. Louisiana, 2020

PBU: 2 vs. East Carolina, 2020; Coastal Carolina, 220

**80 - MATLIN MARSHALL**

WR • 5-9, 180 • R-Sr.

Evans, Ga. (Evans)

- Veteran slot receiver.
- In the fourth quarter vs. No. 19 Louisiana, he had an 18-yard reception to the 13-yard line to set up the tying TD
- Earned his undergraduate degree in 2019 and is now pursuing a master's in health and physical education, with plans to be a teacher and coach.

CAREER STATISTICS

Year	G	Rec	Yds	Avg	TD	LP	Rush	Yds	TD	LP
2018	1	0	0	0	0	0	0	0	0	0
2019	13	10	75	7.5	0	18	1	5	0	5
2020	5	1	18	18.0	0	0	0	0	0	0
Total	19	11	93	7.5	0	18	1	5	0	5

GAME-BY-GAME STATISTICS

2020	Rec	Yds	TD	LP	Touchdowns
Louisiana	1	18	0	18	
East Carolina	0	0	0	0	
Arkansas State	0	0	0	0	
Troy	0	0	0	0	
Coastal Carolina	0	0	0	0	

2019	Rec	Yds	TD	LP	Touchdowns
Tennessee	0	0	0	0	
Furman	0	0	0	0	
Western Michigan	2	23	0	18	
Texas State	3	10	0	6	
Arkansas State	1	5	0	5	
Coastal Carolina	1	0	0	0	
Army	0	0	0	0	
Troy	1	13	0	13	
ULM	0	0	0	0	
App State	1	12	0	12	
South Alabama	1	12	0	12	
Georgia Southern	0	0	0	0	
Wyoming	0	0	0	0	

**83 - CORNELIUS McCOY**

WR • 5-11, 185 • Jr.
Deerfield Beach, Fla. (Deerfield Beach)

- * 2019 All-Sun Belt Conference (third team)
- * 2018 All-Sun Belt Conference (HM)

- Ranks fifth in GSU history with 114 career receptions and sixth with 1,326 yards receiving.
- Has caught at least one pass in every game he has played (27 straight).

2020 SEASON HIGHLIGHTS

- Preseason All-Sun Belt Conference (second team)

2019 SEASON HIGHLIGHTS

- All-Sun Belt Conference (third team)
- GSU's leading receiver with 70 catches for 757 yards and five touchdowns. His 70 receptions are the fourth-best season total in GSU history, trailing only Penny Hart (twice) and Albert Wilson.
- Fourth in Sun Belt with 5.4 receptions and sixth with 58.2 receiving yards per game.
- Career highs with 10 receptions for 143 yards in win over Furman, including a 44-yard touchdown in the fourth quarter.
- Caught a 17-yard touchdown pass from Dan Ellington in the win at Tennessee.
- Recorded his second 100-yard game in win over Arkansas State, finishing with eight catches for 107 yards.
- Caught a 3-yard touchdown in 31-21 win at Coastal Carolina.
- Had a game-high seven catches for 66 yards in win over Army.
- Finished the regular season with seven catches in each of the final two games vs. South Alabama (53 yds) and Georgia Southern (89 yds)
- Had five receptions for 78 yards in the bowl game vs. Wyoming, including a 44-yard TD.

2018 SEASON HIGHLIGHTS

- Started every game as a true freshman in 2018, when he was the team's second-leading receiver with 35 catches for 495 yards and one touchdown.
- Season highs of five catches for 80 yards vs. Western Michigan.
- Had two catches for 23 yards at NC State and five receptions for 32 yards at Memphis.
- Added three receptions for 35 yards at Troy.
- Caught his first touchdown on a 37-yard reception at Arkansas State.

CAREER STATISTICS

Year	G	Rec	Yds	Avg	TD	LP
2018	12	35	495	14.1	1	45
2019	13	70	757	10.8	5	44
2020	2	9	15	8.2	0	26
Total	27	114	1326	11.6	6	45

GAME-BY-GAME STATISTICS

2020	Rec	Yds	TD	LP	Touchdowns
Louisiana	2	15	0	8	
East Carolina	7	59	0	26	
Arkansas State	DNP				
Troy	DNP				
Coastal Carolina	DNP				
2019	Rec	Yds	TD	LP	Touchdowns
Tennessee	3	43	1	17	17
Furman	10	143	1	44	44
Western Michigan	2	13	0	11	
Texas State	6	66	1	17	17
Arkansas State	8	107	0	25	
Coastal Carolina	4	12	1	12	3
Army	7	66	0	20	
Troy	3	17	0	20	
ULM	5	38	0	12	

App State	3	22	0	9	
South Alabama	7	53	0	23	
Georgia Southern	7	89	0	25	
Wyoming	5	78	1	44	44

2018	Rec	Yds	TD	LP	Touchdowns
Kennesaw State	1	5	0	5	
NC State	2	23	0	16	
Memphis	5	32	0	12	
Western Michigan	5	80	0	25	
ULM	1	2	0	2	
Troy	3	35	0	19	
Arkansas State	3	59	1	37	37
Coastal Carolina	3	45	0	31	
Texas State	3	24	0	17	
Louisiana	2	60	0	45	
App State	2	45	0	33	
Georgia Southern	5	74	0	27	

CAREER HIGHS

Receptions: 10 vs. Furman, 2019

Receiving Yards: 143 vs. Furman, 2019

Long Reception: 45 vs. Louisiana, 2018

**28 - CHRIS MOORE**

S • 6-0, 210 • R-Sr.
Ashburn, Va. (Broad Run/Virginia)

- Graduate transfer who joined the program after four seasons at Virginia
- Played in 32 games, including 11 starts, over three seasons and appeared in two bowl games, including last year's Orange Bowl
- Career totals of 97 tackles, four tackles for loss, one interception and six pass breakups.
- Played in nine of UVA's 14 games with five starts in 2019. Made 42 tackles with one tackle for loss and two pass breakups.

CAREER STATISTICS

Year	G	UA-A	Total	TFL	Sack	Int	PB	FR	FF
2016 (UVA)	11	5-9	14	1-7	0-0	0	2	0	0
2017 (UVA)	12	20-21	41	2-4	0-0	1-8	2	0	0
2018 (UVA)	REDSHIRTED								
2019 (UVA)	9	19-23	42	1-8	0.5-4	0	2	0	0
2020 (GSU)	5	10-2	12	1-1	0-0	0	1	0	0
Total	37	54-55	109	5-20	0.5-4	1-8	7	0	0

CAREER HIGHS

Tackles: 12 vs. Duke, 2019 (at UVA)

Interceptions: 1 vs. North Carolina, 2017 (at UVA)

**88 - AUBRY PAYNE**

TE • 6-4, 228 • R-Sr.
Locust Grove, Ga. (Locust Grove/
Western Carolina)

- * 2019 All-Sun Belt Conference (second team)

- Earned All-Sun Belt honors in his first season playing for the Panthers after transferring from Western Carolina and sitting out the 2018 season.
- Got engaged to Malory Oliver over the summer after proposing to her on the field at Georgia State's Center Parc Stadium.

2019 SEASON HIGHLIGHTS

- Had six touchdown receptions in 11 games, including one in each of the first four games of the season.
- Made his GSU debut against Tennessee and caught a 6-yard

touchdown pass from Dan Ellington in the 38-30 victory.

- Caught a 20-yard touchdown in the win over Furman.
- Had another 20-yard TD at Western Michigan and the a 5-yard TD at Texas State.
- After missing the Coastal Carolina game due to injury, he returned vs. Army and caught the go-ahead touchdown with an 8-yard reception with 7:41 to play in the 28-21 wins. Also had a 29-yard reception on that drive, finishing with three catches for 43 yards in the game.
- Caught a 40-yard touchdown pass in win over Troy.
- Named to Southern Conference All-Freshman team at Western Carolina in 2016. Had 14 receptions for 123 yards in 10 games.

CAREER STATISTICS

Year	G	Rec	Yds	Avg	TD	LP
2016 (at WCU)	11	14	123	8.8	0	
2017 (at WCU)	1	1	23	23.0	0	23
2019 (GSU)	12	13	204	15.7	6	40
2020 (GSU)	4	5	23	4.6	0	7
Total (GSU)	16	18	227	12.6	0	40

GAME-BY-GAME STATISTICS

2020	Rec	Yds	TD	LP	Touchdowns
Louisiana	2	5	0	3	
East Carolina	1	7	0	7	
Arkansas State	2	11	0	7	
Troy		DNP			
Coastal Carolina	0	0	0	0	

2019	Rec	Yds	TD	LP	Touchdowns
Tennessee	2	17	1	11	6
Furman	1	20	1	20	20
Western Michigan	1	20	1	20	20
Texas State	2	10	1	5	5
Arkansas State	0	0	0	0	
Coastal Carolina		DNP-INJURED			
Army	3	43	1	29	8
Troy	2	51	1	40	40
ULM	0	0	0	0	
App State	1	25	0	25	
Coastal Carolina		DNP-INJURED			
Georgia Southern	1	28	0	28	
Wyoming	0	0	0	0	

CAREER HIGHS (AT GSU)

Receptions: 3 vs. Army, 2019
Yards Receiving: 51 vs. Troy, 2019
Long Reception: 40 vs. Troy, 2019



15 - SAM PINCKNEY

WR • 6-4, 210 • R-So.
Greenwood, S.C. (Greenwood)

2020 SEASON HIGHLIGHTS

- Team's leading receiver with 24 catches for 369 yards and five TD.
- Has 10 touchdown receptions over the last two seasons.

2020 SEASON HIGHLIGHTS

- Caught seven passes for 134 yards and two TD to lead 49-29 win over East Carolina. Had TD receptions of 38 and 13 yards as well as a 42-yard catch.
- Followed with six catches for a career-high 146 yards and three TD vs. Arkansas State. Caught touchdowns of 21, 36 and 31 yards. Also had a 46-yard reception to set up another score.
- Five receptions for 53 yards in win at Troy.

2019 SEASON HIGHLIGHTS

- Named to the Midseason Watch List for the FWA All-American Team.
- GSU's second-leading receiver with 36 catches for 460 yards and five touchdowns, despite missing the final three games with a broken foot.
- Had a breakout game against Furman with seven receptions for 80 yards, including a spectacular 26-yard touchdown catch.
- Caught a 13-yard touchdown pass in the first overtime at Texas State.
- Notched his first 100-yard game in win over Arkansas State, finishing with a career-high nine receptions for 120 yards, including an 11-yard touchdown catch in the second quarter and a season-long 43-yard completion.
- Caught two TD passes in the win over Army (24 and 12 yards.)

2018 SEASON HIGHLIGHTS

- Showed promise in three games as a true freshman before a season-ending knee injury.
- Caught a 55-yard pass down the sideline to the 2-yard line to set up a touchdown vs. ULM.

CAREER STATISTICS

Year	G	Rec	Yds	Avg	TD	LP
2018	3	3	82	27.3	0	55
2019	9	36	460	12.8	5	43
2020	5	24	369	15.4	5	46
Total	17	63	911	14.5	10	55

GAME-BY-GAME STATISTICS

2020	Rec	Yds	TD	LP	Touchdowns
Louisiana	4	21	0	11	
East Carolina	7	134	2	42	38, 13
Arkansas State	6	146	3	46	21, 36, 31
Troy	5	53	0	22	
Coastal Carolina	2	15	0	8	

2019	Rec	Yds	TD	LP	Touchdowns
Tennessee	1	6	0	6	
Furman	7	80	1	26	26
WMU	1	11	0	11	
Texas State	7	95	1	28	13
Arkansas State	9	120	1	43	11
Coastal Carolina	3	41	0	31	
Army	2	36	2	24	24, 12
Troy	5	40	0	14	
ULM	1	31	0	31	

2018	Rec	Yds	TD	LP	Touchdowns
Western Michigan	0	0	0	0	
ULM	2	74	0	55	
Troy	1	8	0	8	

CAREER HIGHS

Receptions: 9 vs. Arkansas State, 2019
Yards Receiving: 146 vs. Arkansas State, 2020
Long Reception: 55 vs. ULM, 2018
TD Receptions: 3 vs. Arkansas State, 2020



92 - NOEL RUIZ

PK • 5-11, 180 • Sr.
Wilson, N.C. (Fike/North Carolina A&T)

- Graduate transfer from North Carolina A&T, where he was an FCS All-American in 2019.
- Ranks sixth among all active FBS kickers (seventh among all players) with 286 career points, third with 160 career PAT, and T-13th with 42

career field goals.

- Name pronounced no-ELL roo-EEZ

2020 SEASON HIGHLIGHTS

- Kicked a 25-yard field goal in OT and made all four PAT in his GSU debut vs. No. 19 Louisiana
- Shares the school record of seven PAT in a game (vs. East Carolina and Arkansas State).
- Booted three field goals in win over Troy.

AT N.C. A&T

- Led FCS with 1.92 field goals per game while ranking fifth in FG% (.852) and 10th in scoring (9.7 ppg) in 2019.
- Was 23-for-27 on field goals and 47-for-52 on extra points in 2019.
- Career-long 52-yard field goal in win over Elon.

CAREER STATISTICS (AT N.C. A&T)

Kicking	G	PAT	FG	0-29	30-39	40-49	50+	LG	Pts
2017	12	48-54	9-14	3-4	5-7	1-3	0-0	41	75
2018	12	44-49	5-10	0-0	3-4	2-6	0-0	43	59
2019	12	47-52	23-27	9-9	8-9	5-8	1-1	52	116
2020 (GSU).....	5	21-22	5-8	2-2	2-2	1-3	0-1	46	36
Total	41	160-177	42-59	14-15	18-22	9-20	1-2	52	286

FIELD GOALS [] Indicates FG made

2017: 31CHA, 42MORGAN, [36SCSU], [41SCSU], [27SCSU], [22FAMU], [30BCU], 23NSU, [25SSU], [30SSU], [32SSU], [31NCCU], 42GRAM, 38GRAM

2018: 39JSU, 42GWU, [43GWU], 43MORGAN, [31SCSU], 44FAMU, 40BCU, [42NSU], [32NCCU], [36ALCN]

2019: 43ELON, 40ELON, [52ELON], [40DUKE], [36DUKE], [31CSU], [43CSU], [46CSU], [27CSU], [NSU24], 46FAMU, [26FAMU], [24FAMU], [32FAMU], [27HOW], [48HOW], [31HOW], [23SCSU], [22SCSU], [34MORGAN], [28MORGAN], [46MORGAN], [35NCCU], 31NCCU, [33NCCU], [26ALCN], [38ALCN]

2020: [25LA], 44ECU, [29ASU], [46TROY], 53TROY, [31TROY], [37TROY], 47CCU

CAREER HIGHS (AT N.C. A&T)

Field Goals Made: 4 vs. Charleston Southern, 2019

Field Goals Attempted: 4 vs. Charleston Southern, 2019; FAMU, 2019

Long Field Goal: 52 vs. Elon, 2019

PAT: 8 vs. Alcorn State, 2019

Points: 15 vs. Howard, 2019 (3 FG, 6 PAT)



6-TRAJAN STEPHENS-McQUEEN

LB • 6-1, 230 • Sr.

Charlotte, N.C. (West Mecklenburg)

* 2020 Team Captain

* Sun Belt Defensive Player of the Week
(Oct. 21, 2019)

- Preseason All-Sun Belt (second team) selection at inside linebacker who ranks fourth on GSU career tackling chart with 229.

2020 SEASON HIGHLIGHTS

- Grabbed one of GSU's three interceptions against ECU, helping the Panthers hold the Pirates to 286 total yards, 50 yards rushing and no offensive touchdowns.
- Made 1.5 sacks vs. Arkansas State
- Season-high nine tackles and a pass breakup in win at Troy.

2019 SEASON HIGHLIGHTS

- Led the Panthers with 110 tackles, the second-highest season total in GSU history, just six behind Joseph Peterson's record of 116 (2015).
- Fifth in Sun Belt with 8.5 tackles pg, Second on the team with eight TFL and tied for team lead with two interceptions.
- Grabbed an interception in the fourth quarter to help seal the 38-30 upset victory at Tennessee. Had five tackles with one TFL.
- Made 11 tackles with one TFL in win over Furman.

- Had 10 tackles with an 11-yard sack vs. Wyoming.
- Collected 15 tackles at Texas State.
- Made a key defensive play in the win over Arkansas State with his third-quarter interception at the GSU 45-yard line.
- Set the Georgia State record with 20 TACKLES, including 10 solo stops, in win over Army. Named Sun Belt Defensive Player of the Week.
- Had eight tackles with a sack in win over Troy.
- Added six tackles with 1.5 TFL win over South Alabama.

2018 SEASON HIGHLIGHTS

- Fourth on the team in tackles with 50 in 2018.
- Made eight tackles, his career high, at NC State and seven at Troy.
- Had eight tackles with a pass breakup and a shared sack vs. Coastal Carolina.
- Gained experience as a true freshman in 2017, when he played in every game and made 38 tackles.
- Broke up two passes at No. 5 Penn State in 2017.

CAREER STATISTICS

Year	G	UA-A	Total	TFL	Sack	Int	PB	FR	FF
2017	12	15-23	38	2-2	0-0	0	2	0	0
2018	12	23-27	50	1-0	0.5-0	0	1	0	0
2019	13	62-48	110	8-31	2-20	2-4	3	0	0
2020	5	22-9	31	3.5-12	1.5-10	1-0	1	0	0
Total	42	122-107	229	14.5-45	4-30	3-4	7	0	0

GAME-BY-GAME STATISTICS

2020	UA-A	Total	Sack	TFL	FF	FR	Int	PB	BK
Louisiana	5-1	6	0	0	0	0	0-0	0	0
ECU	4-1	5	0	0	0	0	1-0	0	0
Arkansas St.	2-3	5	1.5-10	1.5-10	0	0	0	0	0
Troy	8-1	9	0	0	0	0	0	1	0
Coastal	3-3	6	0	2-2	0	0	0	0	0

2019	UA-A	Total	Sack	TFL	FF	FR	Int	PB	BK
Tennessee	2-3	5	0	1-2	0	0	1-0	0	0
Furman	8-3	11	0	1-1	0	0	0	0	0
WMU	7-3	10	0	1-3	0	0	0	1	0
Texas State	2-13	15	0	0.5-2	0	0	0	0	0
Arkansas St.	0-1	1	0	0	0	0	1-4	1	0
Coastal	4-3	7	0	0	0	0	0	0	0
Army	10-10	20	0	0	0	0	0	0	0
Troy	6-2	8	1-9	1-9	0	0	0	0	0
ULM	4-4	8	0	0	0	0	0	0	0
App State	2-1	3	0	1-1	0	0	0	1	0
USA	5-1	6	0	1.5-2	0	0	0	0	0
GS	5-1	6	0	0	0	0	0	0	0
Wyoming	7-3	10	1-11	1-11	0	0	0	0	0

2018	UA-A	Total	Sack	TFL	FF	FR	Int	PB	BK
Kennesaw St.	2-0	2	0	0	0	0	0	0	0
NC State	2-6	8	0	0.5-0	0	0	0	0	0
Memphis	1-1	2							
WMU	4-0	4	0	0	0	0	0	0	0
ULM	1-4	5	0	0	0	0	0	0	0
Troy	1-6	7	0	0	0	0	0	0	0
Arkansas St.	3-2	5	0	0	0	0	0	0	0
Coastal	4-4	8	0.5-0	0.5-0	0	0	0	1	0
Texas State	1-2	3	0	0	0	0	0	0	0
Louisiana	0-1	1	0	0	0	0	0	0	0
App State	2-1	3	0	0	0	0	0	0	0
GS	2-0	2	0	0	0	0	0	0	0

CAREER HIGHS

Tackles: 20 vs Army, 2019 (SCHOOL RECORD)



7 - JORDAN STRACHAN

OLB • 6-4, 225 • R-Jr.
Kingsland, Ga. (Camden County)

*** Sun Belt Defensive Player of the Week
(Oct. 25, 2020)**

- Starter at outside linebacker who has returned to the lineup after suffering a season-ending knee injury in the 2019 season-opening win at Tennessee
- Leads the Sun Belt with five sacks (1.0 pg/No. 16 FBS) and ranks third with 6.5 TFL (1.3 pg).
- His five sacks have already tied the GSU season record (Christo Bilukidi, 2010)
- Sun Belt Defensive Player of the Week for the win at Troy. Made three tackles for loss, including 2.5 sacks, two fumble recoveries and one forced fumble. Got a QB sack-strip and recovered at the Troy 8-yard line to set up a TD. Returned his other fumble recovery 63 yards.
- Made a huge play at Arkansas State with a sack and forced fumble that teammate Blake Carroll picked up and returned 74 yards for a touchdown.
- Started every game in 2018 and made 36 tackles with 1.5 TFL, one pass breakup and one fumble recovery.
- Last name pronounced STRAHN (C is silent). Nickname is Stretch.

CAREER STATISTICS

Year	G	UA-A	Total	TFL	Sack	Int	PB	FR	FF
2018	12	17-19	36	1.5-6	0	0	1	1-0	0
2019	1	1-0	1	0-0	0	0	0	0	0
2020	4	9-4	13	6.5-34	5-32	0	0	2-63	2
Total	17	27-23	50	8-40	5-32	0	1	1-0	1

GAME-BY-GAME STATISTICS

2020	UA-A	Total	Sack	TFL	FF	FR	Int	PB	BK
Louisiana	4-0	4	1-3	1-3	0	0	0	0	0
ECU	1-1	2	0-0	1-1	0	0	0	0	0
Arkansas St.	2-1	3	1.5-11	1.5-11	1	0	0	0	0
Troy	2-2	4	2.5-18	3-19	1	2-63	0	0	0
Coastal	1-3	4	0	0	0	0	0	0	0

CAREER HIGHS

Tackles: 5 vs. Western Michigan, 2018



62 - MALIK SUMTER

C • 6-1, 280 • R-Jr.
Irmo, S.C. (Dutch Fork)

*** 2019 All-Sun Belt Conference (HM)
* 2020 Rimington Trophy Watch List**

- Returning starter center
- Named to the Watch List for the 2020 Rimington Trophy as the nation's top center.
- Took over for the final five games of 2018 and has started 23 straight games.
- Since he moved into the starting lineup in 2018, GSU has averaged 226.5 yards rushing per game in his 23 starts
- Helped the Panthers rank No. 13 in FBS in rushing (241.6) in 2019 with a GSU record 3,141 yards, including school-record games against Arkansas State (340 yards), Coastal Carolina (350 yards), Troy (390 yards) and ULM (414 yards). Also helped the offense set records for total offense (5,718), touchdowns (53), rushing TDs (30), first downs (305) and points (406).



2 - JAMARI THRASH

WR • 6-0, 180 • R-Fr.
LaGrange, Ga. (Troup County)

- Talented young receiver
- Caught a 22-yard touchdown pass in win over East Carolina
- Hauled in a 57-yard reception, GSU's longest completion of the season, vs. Arkansas State

CAREER STATISTICS

Year	G	Rec	Yds	Avg	TD	LP
2019	3	2	17	8.5	0	16
2020	5	4	89	22.2	1	57
Total	8	6	106	17.7	1	57

GAME-BY-GAME STATISTICS

2020	Rec	Yds	TD	LP	Touchdowns
Louisiana	2	10	0	7	
East Carolina	1	22	1	22	22
Arkansas State	1	57	0	57	
Troy	0	0	0	0	
Coastal Carolina	0	0	0	0	



20 - QUAVIAN WHITE

CB • 5-10, 185 • Jr.
Greer, S.C. (Greer)

- Third-year starter at cornerback and a 2020 Preseason All-Sun Belt selection (second team).
- Also a factor in the return game.
- Has five career interceptions (tied for third in GSU history) and a GSU-record 88 yards on interception returns.

2020 SEASON HIGHLIGHTS

- Leads the team with two interceptions.
- Named to the Paul Hornung Award Weekly Honor Roll vs. No. 19 Louisiana. Grabbed an interception at GSU 15-yard line late in the first half, likely preventing a score. Also had seven solo tackles, two pass breakups, one kickoff return for 22 yards and two punt returns for 17 yards.
- Had an interception, 1 pass breakup and four tackles, including 1.5 sacks, to help GSU hold ECU to 286 total yards, 50 yards rushing and ZERO offensive touchdowns in 49-29 win.

2019 SEASON HIGHLIGHTS

- Tied for the team lead with two interceptions and led the squad with seven pass breakups. Finished with 38 tackles, including two tackles for loss
- Made a game-saving interception on fourth down at the 2-yard line with 1:00 left to seal the Panthers' 28-20 win over Army. Also had five tackles and a pass breakup.
- Had two pass breakups against App State.
- Missed three games due to injury

2018 SEASON HIGHLIGHTS

- Started 11 games as a true freshman and had 42 tackles, one interceptions, two pass breakups and a fumble recovery.
- Intercepted NC State QB Ryan Finley at the goal line and returned it 23 yards.
- Against ULM, he raced down a ball carrier near the goal line, forced a fumble and recovered in the end zone for a touchback. Had a career-high six tackles.
- Had five tackles and a key pass breakup in the end zone vs. Coastal Carolina.

CAREER STATISTICS

Year	G	UA-A	Total	TFL	Sack	Int	PB	FR	FF
2018	12	31-11	42	1-4	0-0	1-23	2	1-0	1-0
2019	10	31-7	38	2-3	0-0	2-52	7	0	0
2020	4	22-6	28	2-9	1.5-7	2-13	4	0	0
Total	26	84-24	108	5-16	4.5-14	5-88	13	1-0	1-0

GAME-BY-GAME STATISTICS

2020	UA-A	Total	Sack	TFL	FF	FR	Int	PB	BK
Louisiana	7-0	7	0	0	0	0	1-14	2	0
ECU	3-1	4	1.5-7	1.5-7	0	0	1-(-1)	1	0
Arkansas St.	7-1	8	0	0.5-2	0	0	0	0	0
Troy	DNP	DNP	DNP	DNP	DNP	DNP	DNP	DNP	DNP
Coastal	5-4	9	0	0	0	0	0	1	0

2019	UA-A	Total	Sack	TFL	FF	FR	Int	PB	BK
Tennessee	DNP-Injured	DNP-Injured	DNP-Injured	DNP-Injured	DNP-Injured	DNP-Injured	DNP-Injured	DNP-Injured	DNP-Injured
Furman	2-0	2	0	0	0	0	0	0	0
WMU	DNP-Injured	DNP-Injured	DNP-Injured	DNP-Injured	DNP-Injured	DNP-Injured	DNP-Injured	DNP-Injured	DNP-Injured
Texas State	DNP-Injured	DNP-Injured	DNP-Injured	DNP-Injured	DNP-Injured	DNP-Injured	DNP-Injured	DNP-Injured	DNP-Injured
Arkansas State	3-0	0	0	0	0	0	0	1	0
Coastal	5-0	5	0	1-2	0	0	0	0	0
Army	3-2	5	0	0	0	0	1-27	1	0
Troy	3-1	4	0	1-1	0	0	0	1	0
ULM	4-2	6	0	0	0	0	0	0	0
App State	4-0	4	0	0	0	0	0	2	0
USA	2-0	2	0	0	0	0	0	1	0
GS	3-1	4	0	0	0	0	0	0	0
Wyoming	2-1	3	0	0	0	0	1-25	1	0

2018	UA-A	Total	Sack	TFL	FF	FR	Int	PB	BK
Kennesaw St.	4-1	5	0	0	0	0	0	0	0
NC State	1-2	3	0	0	0	0	1-23	0	0
Memphis	1-0	1	0	0	0	0	0	0	0
WMU	2-1	3	0	1-4	0	0	0	0	0
ULM	5-1	6	0	0	1	1-0	0	0	0
Troy	3-2	5	0	0	0	0	0	0	0
Arkansas St.	4-1	5	0	0	0	0	0	1	0
Coastal	5-0	5	0	0	0	0	0	1	0
Texas State	3-1	4	0	0	0	0	0	0	0
Louisiana	2-0	2	0	0	0	0	0	0	0
App State	1-2	3	0	0	0	0	0	0	0
GS	0-0	0	0	0	0	0	0	0	0

CAREER HIGHS

Tackles: 9 vs. Coastal Carolina, 2020



21 - JAMYEST WILLIAMS

RB • 5-9, 185 • R-Jr.

Athens, Ga. (Grayson/South Carolina)

- Talented athlete currently working at running back but could also see action at cornerback and on returns.
- Transfer from South Carolina in his first season at GSU
- First name pronounced juh-MY-est

CAREER STATISTICS

Year.....G	Att	Yds	Avg	TD	LP	Rec	Yds	TD	LP	AIIP
2020.....4	17	76	4.5	0	24	0	0	0	0	93
Year.....G	UA-A	Total	TFL	Sack	Int	PB	FR	FF		
2017 (USC) .. 11	32-6	38	4-6	0-0	2	1	1	0		
2018 (USC)8	21-11	32	1-2	0-0	1	2	0	0		
<hr/>										
Total..... 19	53-17	70	5-8	0-0	3	3	1	0		

GAME-BY-GAME STATISTICS

2020	Rsh	Yds	TD	LP	Rec	Yds	TD	LP	All-P	TD
Arkansas St.	6	44	0	24	0	0	0	0	44	
Troy	8	27	0	17	0	0	0	0	27	
Coastal	3	6	0	5	0	0	0	0	23	

CAREER HIGHS

Tackles: 10 vs. Texas A&M, 2017



90 - HARDRICK WILLIS

DE • 6-3, 240 • R-Jr.

Jonesboro, Ga. (Mundy's Mill)

- * 2020 Team Captain
- * 2019 All-Sun Belt Conference (HM)

- Third-year starter at defensive end with 7.5 career sacks (fourth in GSU history) and 12.5

tackles for loss

2020 SEASON HIGHLIGHTS

- Four tackles and a sack at Arkansas State

2019 SEASON HIGHLIGHTS

- All-Sun Belt Conference (honorable mention)
- Led the team with 8.5 tackles for loss, 4.5 sacks and two forced fumbles.
- Had five tackles with 2 TFL, including one sack, in win at Tennessee. On the second play of the game, he caused a fumble that GSU recovered at the UT 23 to set up a touchdowns. Helped GSU hold the Vols to 93 yards rushing.
- Blocked a PAT vs. Furman.
- Had a tackle for loss and pass breakup in win over Arkansas State.
- Recorded a sack for a 10-yard loss and a forced fumble as part of GSU's strong defensive effort in win at Coastal Carolina.
- Career-high seven tackles vs. App State, with a TFL and a shared sack.
- Had a sack in Panthers' strong defensive effort in win over South Alabama and another sack in the regular-season finale at Georgia Southern, giving him 4.5 TFL and 2.5 sacks in the final three games.

2017 SEASON HIGHLIGHTS

- Playing as a true freshman, had 19 tackles with 2.5 TFL and 1.5 sacks.
- Had a TFL at No. 5 Penn State.
- Shared sack in win over South Alabama, helping hold USA to school-record 41 yards rushing.
- Had one of GSU's six sacks in the AutoNation Cure Bowl win over Western Kentucky, helping the Panthers set school record with minus-2 rushing yards allowed.

CAREER STATISTICS

Year	G	UA-A	Total	TFL	Sack	Int	PB	FR	FF
2017	11	12-7	19	2.5-12	1.5-11	0	0	0	0
2018									
2019	11	25-15	40	8.5-37	4.5-31	0	1	0	2
2020	4	6-1	7	1.5-11	1.5-11	0	0	0	0
Total	28	43-23	66	12.5-60	7.5-53	0	1	0	2

GAME-BY-GAME STATISTICS

2020	UA-A	Total	Sack	TFL	FF	FR	Int	PB	BK
Louisiana	0-1	1	0.5-8	0.5-8	0	0	0	0	0
ECU	2-0	2	0	0	0	0	0	0	0
Arkansas St.	4-0	4	1-3	1-3	0	0	0	0	0
Troy	DNP	DNP	DNP	DNP	DNP	DNP	DNP	DNP	DNP
Coastal	0-0	0	0	0	0	0	0	0	0

2019	UA-A	Total	Sack	TFL	FF	FR	Int	PB	BK
------	------	-------	------	-----	----	----	-----	----	----


Tennessee.....	4-1	5	1-7	2-9	1	0	0	0	0
Furman.....	0-0	0	0	0	0	0	0	0	1
WMU.....	DNP-INJURED								
Texas State.....	DNP-INJURED								
Arkansas St.....	2-0	2	0	1-1	0	0	0	1	0
CCU.....	1-2	3	1-10	1-10	1	0	0	0	0
Army.....	3-3	6	6	0	0	0	0	0	0
Troy.....	1-2	3	0	0	0	0	0	0	0
ULM.....	2-3	5	0	0	0	0	0	0	0
App State.....	5-2	7	0.5-5	1.5-2	0	0	0	0	0
USA.....	3-0	3	1-8	1-8	0	0	0	0	0
GS.....	4-2	6	1-6	2-7	0	0	0	0	0
Wyoming.....	0-0	0	0	0	0	0	0	0	0

2017.....	UA-A	Total	Sack	TFL	FF	FR	Int	PB	BK
Tenn. State.....	0-0	0	0	0	0	0	0	0	0
Penn State.....	2-0	2	0	1-1	0	0	0	0	0
Charlotte.....	1-1	2	0	0	0	0	0	0	0
CCU.....	0-2	2	0	0	0	0	0	0	0
ULM.....	0-1	1	0	0	0	0	0	0	0
Troy.....	2-2	4	0	0	0	0	0	0	0
USA.....	1-1	2	0.5-3	0.5-3	0	0	0	0	0
GS.....	0-0	0	0	0	0	0	0	0	0
Texas State.....	DNP-INJURED								
App State.....	2-0	2	0	0	0	0	0	0	0
Idaho.....	1-0	1	0	0	0	0	0	0	0
WKU.....	3-0	3	1-8	1-8	0	0	0	0	0

CAREER HIGHS

Tackles: 7 vs. App State, 2019

TFL: 2 vs. Tennessee, 2019; Georgia Southern, 2019

**52 - DONTAE WILSON**

NG • 6-0, 275 • Sr.

Jefferson, Ga. (Jefferson)

* 2020 Team Captain

* 2019 All-Sun Belt Conference (HM)

- Third-year starter on the defensive line and a 2020 Preseason All-Sun Belt selection (2nd team)
- Third in GSU history with 8.5 career sacks (Record is 10.5) and sixth with 19 tackles for loss.

2020 SEASON HIGHLIGHTS

- Opened the season with two tackles for loss vs. No. 19 Louisiana
- Keyed strong defensive effort vs. East Carolina, when GSU allowed just 50 yards rushing and 286 total yards.

2019 SEASON HIGHLIGHTS

- All-Sun Belt Conference (honorable mention)
- First-team All-Sun Belt selection by Pro Football Focus, which said, "he may very well be one of the best true nose tackles in all of college football."
- Fourth on the team with 49 tackles, including seven TFL and three sacks.
- Contributed two sacks in win over Furman.
- Had two key defensive plays in the second half of win over Arkansas State with a forced fumble for a 2-yard loss and then a third-down sack at the GSU 23 to force a field goal.
- Outstanding game against Army's triple option offense as he made a career-high 10 tackles.

2018 SEASON HIGHLIGHTS

- Third on the team with four tackles for loss, including 1.5 sacks
- Collected 30 tackles, including a career-high six in win over Kennesaw State.

2017 SEASON HIGHLIGHTS

- Top backup as a true freshman, when tied for the team lead with four sacks, just one shy of the GSU season record. Finished with 24 tackles and five tackles for loss.
- Had a sack that caused a fumble at No. 5 Penn State.
- Added another sack in shutout win at Charlotte and shared sacks in win over ULM and South Alabama.
- Collected sack No. 4 in the AutoNation Cure Bowl win over Western Kentucky, helping the Panthers set a school record by allowing a net of minus-2 yards rushing.

CAREER STATISTICS

Year.....	G	UA-A	Total	TFL	Sack	Int	PB	FR	FF
2017.....	12	10-14	24	5-28	4-27	0	0	0	1
2018.....	12	18-12	30	4-15	1.5-11	0	0	0	0
2019.....	13	22-27	47	7-23	3-16	0	0	0	2
2020.....	5	13-4	17	3-3	0-0	0	0	0	0
Total.....	41	63-57	120	19-69	8.5-54	0	0	0	3

GAME-BY-GAME STATISTICS

2020.....	UA-A	Total	Sack	TFL	FF	FR	Int	PB	BK
Louisiana.....	3-1	4	0	2-2	0	0	0	0	0
ECU.....	4-1	5	0	0	0	0	0	0	0
Arkansas St.....	2-0	2	0	0	0	0	0	0	0
Troy.....	1-1	3	0	0	0	0	0	0	0
Coastal.....	3-1	4	0	1-1	0	0	0	0	0

2019.....	UA-A	Total	Sack	TFL	FF	FR	Int	PB	BK
Tennessee.....	2-2	4	0	0	0	0	0	0	0
Furman.....	2-1	3	2-12	2-12	0	0	0	0	0
WMU.....	0-0	0	0	0	0	0	0	0	0
Texas State.....	2-5	7	0	1-7	0	0	0	0	0
Arkansas St.....	2-1	3	1-4	1-4	1	0	0	0	0
CCU.....	1-2	3	0	0	0	0	0	0	0
Army.....	7-3	10	0	0	0	0	0	0	0
Troy.....	0-2	2	0	0	0	0	0	0	0
ULM.....	0-2	2	0	0	0	0	0	0	0
App State.....	1-2	3	0	0	0	0	0	0	0
USA.....	1-2	3	0	1-2	0	0	0	0	0
GS.....	2-4	6	0	1.5-1	0	0	0	0	0
Wyoming.....	2-1	3	0	0.5-0	0	0	0	0	0

2018.....	UA-A	Total	Sack	TFL	FF	FR	Int	PB	BK
Kennesaw St.....	5-1	6	0	0	0	0	0	0	0
NC State.....	0-1	1	0	0	0	0	0	0	0
Memphis.....	1-0	1	0	1-2	0	0	0	0	0
WMU.....	3-0	3	0	0	0	0	0	0	0
ULM.....	1-0	1	1-8	1-8	0	0	0	0	0
Troy.....	0-4	4	0.5-3	0.5-3	0	0	0	0	0
Arkansas St.....	1-1	2	0	0	0	0	0	0	0
Coastal.....	2-0	2	0	0	0	0	0	0	0
Texas State.....	0-0	0	0	0	0	0	0	0	0
Louisiana.....	3-0	3	0	1-1	0	0	0	0	0
App State.....	1-2	3	0	0	0	0	0	0	0
GS.....	1-3	4	0	0.5-1	0	0	0	0	0

2017.....	UA-A	Total	Sack	TFL	FF	FR	Int	PB	BK
Tenn. State.....	0-1	1	0	0	0	0	0	0	0
Penn State.....	2-0	2	1-10	1-10	1	0	0	0	0
Charlotte.....	3-0	3	1-8	1-8	0	0	0	0	0
CCU.....	0-1	1	0	0	0	0	0	0	0
ULM.....	1-4	5	0.5-2	0.5-2	0	0	0	0	0
Troy.....	1-0	1	0	1-1	0	0	0	0	0
USA.....	1-1	2	0.5-2	0.5-2	0	0	0	0	0
GS.....	0-4	4	0	0	0	0	0	0	0
Texas State.....	0-1	1	0	0	0	0	0	0	0
App State.....	0-2	2	0	0	0	0	0	0	0
Idaho.....	1-0	1	0	0	0	0	0	0	0
WKU.....	1-0	1	1-5	1-5	0	0	0	0	0

CAREER HIGHS

Tackles: 10 vs. Army, 2019

Sacks: 2 vs. Furman, 2019

GEORGIA STATE RECORDS - SINGLE-GAME HIGHS

RUSHING YARDS

242	Tra Barnett vs. Troy, 2019
201	Donald Russell vs. Rhode Island, 2012
190	Tra Barnett vs. ULM, 2019
161	Tra Barnett vs. Coastal Carolina, 2018
152	Kelton Hill vs. West Alabama, 2011 (QB)
150	Destin Coates vs. Louisiana, 2020
146	Donald Russell vs. Campbell, 2011
145	Seth Paige vs. ULM, 2018
142	Tucker Gregg vs. Arkansas State, 2020
141	Kelton Hill vs. Campbell, 2011 (QB)
139	Tra Barnett vs. Arkansas state, 2019
136	Donald Russell vs. South Alabama, 2011
128	Dan Ellington vs. Coastal Carolina, 2019 (QB)
128	Tra Barnett vs. South Alabama, 2019
127	Tra Barnett vs. Western Michigan, 2019
123	Krysten Hammon vs. New Mexico State, 2014
120	Donald Russell vs. S.C. State, 2012
119	Destin Coates vs. ULM, 2019
119	Donald Russell vs. Richmond, 2012
118	Travis Evans vs. West Virginia, 2013
115	Destin Coates vs. Troy, 2020
113	Destin Coates vs. East Carolina, 2020
113	Dan Ellington vs. Appalachian State, 2018 (QB)
110	Tra Barnett vs. Coastal Carolina, 2019
109	Seth Paige vs. Troy, 2019
108	Tra Barnett vs. Army, 2019
107	Donald Russell vs. W&M, 2012
104	Seth Paige vs. Coastal Carolina, 2019
104	Albert Wilson vs. Arkansas State, 2013
100	Taz Bateman vs. Penn State, 2017

MULTIPLE 100-YD RUSHERS IN SAME GAME

128	Dan Ellington vs. Coastal Carolina, 2019 (QB)
110	Tra Barnett vs. Coastal Carolina, 2019
104	Seth Paige vs. Coastal Carolina, 2019
242	Tra Barnett vs. Troy, 2019
109	Seth Paige vs. Troy, 2019
190	Tra Barnett vs. ULM, 2019
119	Destin Coates vs. ULM, 2019

RUSHING ATTEMPTS

34	Tra Barnett vs. Troy, 2019
34	Destin Coates vs. Louisiana, 2020
32	Tra Barnett vs. Troy, 2019
31	Glenn Smith vs. Charlotte, 2017
29	Taz Bateman vs. Penn State, 2017
27	Marcus Caffey vs. UL Lafayette, 2014

RUSHING TOUCHDOWNS

3	Marcus Caffey vs. UL Lafayette, 2014
3	Destin Coates vs. Arkansas State, 2019
2	Drew Little vs. South Alabama, 2010
2	Donald Russell vs. three teams
2	Kelton Hill vs. West Alabama, 2011
2	Parris Lee vs. Shorter, 2010
2	Krysten Hammon vs. New Mexico State, 2014
2	Kyler Neal vs. New Mexico State, 2015
2	Nick Arbuckle vs. Ball State, 2015
2	Kyler Neal vs. Georgia Southern, 2015
2	Glenn Smith vs. Charlotte, 2017
2	Dan Ellington vs. Western Michigan, 2018; Troy, 2019
2	Seth Paige vs. ULM, 2018
2	Tra Barnett vs. four teams

RECEIVING YARDS

191	Penny Hart vs. Georgia Southern, 2017
190	Penny Hart vs. ULM, 2017
186	Donovan Harden vs. Georgia Southern, 2014
179	Donovan Harden vs. Liberty, 2015
177	Robert Davis vs. Texas State, 2015
175	Albert Wilson vs. South Alabama, 2011
167	Albert Wilson vs. Samford, 2013
158	Albert Wilson vs. Jacksonville State, 2013
154	Keith Rucker vs. Troy, 2015
153	Albert Wilson vs. Troy, 2013
151	Danny Williams vs. Murray State, 2011
150	Albert Wilson vs. UTSA, 2012
150	Penny Hart vs. New Mexico State, 2015
149	Robert Davis vs. Texas State, 2016
149	Albert Wilson vs. Old Dominion, 2012
149	Albert Wilson vs. Arkansas State, 2013

146	Sam Pinckney vs. Arkansas State, 2020
146	Albert Wilson vs. Jacksonville State, 2011
145	Keith Rucker vs. Georgia Southern, 2016
143	Cornelius McCoy vs. Furman, 2019
141	Penny Hart vs. Charlotte, 2017
134	Sam Pinckney vs. East Carolina, 2020
132	Albert Wilson vs. Chattanooga, 2013
132	Penny Hart vs. Coastal Carolina, 2017
132	Donovan Harden vs. South Alabama, 2014
131	Glenn Smith vs. Wisconsin, 2016
128	Penny Hart vs. Troy, 2018
128	Penny Hart vs. Oregon, 2015
128	Penny Hart vs. Arkansas State, 2015
125	Robert Davis vs. Ball State, 2015
123	Glenn Smith vs. UL Monroe, 2016
122	Todd Boyd vs. Troy, 2016
121	Keith Rucker vs. UL Lafayette, 2013
120	Albert Wilson vs. West Alabama, 2011
120	Sam Pinckney vs. Arkansas State, 2019
120	Devin Gentry vs. Texas State, 2017
119	Penny Hart vs. Georgia Southern, 2015
118	Penny Hart vs. Coastal Carolina, 2018
118	LynQuez Blair vs. Abilene Christian, 2014
117	Robert Davis vs. Texas State, 2014
117	Robert Davis vs. Troy, 2016
114	Robert Davis vs. UL Monroe, 2016
113	Penny Hart vs. Texas State, 2015
112	Robert Davis vs. Idaho, 2016
111	Joel Ruiz vs. Abilene Christian, 2014
110	Robert Davis vs. South Alabama, 2013
108	Robert Davis vs. South Alabama, 2014
108	Emmanuel Ogbuehi vs. ODU, 2012
107	Cornelius McCoy vs. Arkansas State, 2019
105	Albert Wilson vs. New Hampshire, 2012
104	Albert Wilson vs. Villanova, 2012
103	Danny Williams vs. N.C. Central, 2010
103	Jawan Nobles vs. UL Monroe, 2016
102	Danny Williams vs. Old Dominion, 2010
101	Danny Williams vs. Morehead State, 2010
101	Albert Wilson vs. South Alabama, 2013
100	Robert Davis vs. Chattanooga, 2013

MULTIPLE 100-YD RECEIVERS IN SAME GAME

120	Sam Pinckney vs. Arkansas State, 2019
107	Cornelius McCoy vs. Arkansas State, 2019
123	Glenn Smith vs. UL Monroe, 2016
114	Robert Davis vs. UL Monroe, 2016
103	Jawan Nobles vs. UL Monroe, 2016
122	Todd Boyd vs. Troy, 2016
117	Robert Davis vs. Troy, 2016
177	Robert Davis vs. Texas State, 2015
113	Penny Hart vs. Texas State, 2015
118	LynQuez Blair vs. Abilene Christian, 2014
111	Joel Ruiz vs. Abilene Christian, 2014
132	Donovan Harden vs. South Alabama, 2014
108	Robert Davis vs. South Alabama, 2014
110	Robert Davis vs. South Alabama, 2013
101	Albert Wilson vs. South Alabama, 2013
132	Albert Wilson vs. Chattanooga, 2013
100	Robert Davis vs. Chattanooga, 2013
149	Albert Wilson vs. Old Dominion, 2012
108	Emmanuel Ogbuehi vs. ODU, 2012

RECEPTIONS

11	Penny Hart vs. ULM, 2017
11	Penny Hart vs. Charlotte, 2017
11	Penny Hart vs. New Mexico State, 2015
11	Donovan Harden vs. Georgia Southern, 2014
11	Danny Williams vs. Old Dominion, 2010
10	Donovan Harden vs. South Alabama, 2014
10	Keith Rucker vs. Troy, 2015
10	Cornelius McCoy vs. Furman, 2019
9	Sam Pinckney vs. Arkansas State, 2019
9	Todd Boyd vs. Troy, 2016
9	Robert Davis vs. Texas State, 2016
9	Robert Davis vs. Arkansas State, 2016
9	Robert Davis vs. Idaho, 2016
9	Penny Hart vs. Oregon, 2015

9	Robert Davis vs. Ball State, 2015
9	Danny Williams vs. Murray State, 2011
9	LynQuez Blair vs. Troy, 2014

RECEIVING TOUCHDOWNS

4	Donovan Harden vs. Georgia Southern, 2014
3	Penny Hart vs. ULM, 2017
3	Sam Pinckney vs. Arkansas State, 2020
2	Albert Wilson vs. seven teams
2	Jordan Giles vs. Campbell, 2011
2	Arthur Williams vs. Morehead St., 2010
2	Kelton Hill vs. Samford, 2013
2	Joel Ruiz vs. Abilene Christian, 2014
2	LynQuez Blair vs. Air Force, 2014; Troy, 2014
2	Donovan Harden vs. two teams
2	Penny Hart vs. New Mexico State, 2015
2	Keith Rucker vs. two teams
2	Devin Gentry vs. Texas State, 2017
2	Sam Pinckney vs. two teams
2	Roger Carter vs. Troy, 2020

PASSING YARDS

471	Nick Arbuckle vs. Texas State, 2015
446	Conner Manning vs. ULM, 2017
422	Conner Manning vs. ULM, 2016
414	Nick Arbuckle vs. Air Force, 2014
414	Drew Little vs. Old Dominion, 2010
413	Nick Arbuckle vs. Abilene Christian, 2014
412	Nick Arbuckle vs. Ball State, 2015
408	Nick Arbuckle vs. Georgia Southern, 2014
394	Nick Arbuckle vs. Liberty, 2015
391	Ronnie Bell vs. Samford, 2013

PASS ATTEMPTS

53	Drew Little vs. Old Dominion, 2010
52	Conner Manning vs. Troy, 2016
51	Ronnie Bell vs. Samford, 2013
50	Ronnie Bell vs. Troy, 2013
47	Nick Arbuckle vs. Abilene Christian, 2014
46	Conner Manning vs. Arkansas State, 2016
46	Nick Arbuckle vs. Texas State, 2014

PASS COMPLETIONS

32	Nick Arbuckle vs. Texas State, 2014
32	Nick Arbuckle vs. New Mexico State, 2015
32	Drew Little vs. Old Dominion, 2010
31	Nick Arbuckle vs. Abilene Christian, 2014
30	Conner Manning vs. ULM, 2017
29	Nick Arbuckle vs. Troy, 2015
29	Dan Ellington vs. Arkansas State, 2019
29	Dan Ellington vs. Furman, 2019

COMPLETION PERCENTAGE

.833	Dan Ellington vs. ULM, 2018 (15-18)
.824	Conner Manning vs. Tennessee St., 2017 (14-17)
.800	Kelton Hill vs. South Alabama 2011 (12-15)
.784	Dan Ellington vs. Furman, 2019 (29-37)
.778	Dan Ellington vs. South Alabama, 2019 (21-27)
.765	Drew Little vs. Shorter, 2010 (13-17)

TOUCHDOWN PASSES

5	Dan Ellington vs. Furman, 2018
4	Conner Manning vs. ULM, 2017
4	Nick Arbuckle vs. Texas State, 2015
4	Nick Arbuckle vs. Abilene Christian, 2014
4	Nick Arbuckle vs. Georgia Southern, 2014
4	Nick Arbuckle vs. Texas State, 2014
4	Ronnie Bell vs. Troy, 2013
4	Kelton Hill vs. Campbell, 2011
4	Drew Little vs. Morehead State, 2010
4	Drew Little vs. Savannah State, 2010

TOTAL OFFENSE

496	Nick Arbuckle vs. Texas State, 2015
465	Conner Manning vs. ULM, 2017
451	Dan Ellington vs. Arkansas State, 2019
448	Dan Ellington vs. Furman, 2019
438	Nick Arbuckle vs. Abilene Christian, 2014
428	Conner Manning vs. Texas State, 2017
420	Conner Manning vs. ULM, 2016
419	Nick Arbuckle vs. Air Force, 2014
418	Drew Little vs. Old Dominion, 2010
412	Nick Arbuckle vs. Georgia Southern, 2014

GEORGIA STATE RECORDS - SINGLE-GAME HIGHS

TD RESPONSIBILITY (RUSH/PASS)

- 5 Cornelious Brown IV vs. Arkansas State, 2020 (3/2)
- 5 Dan Ellington vs. Furman, 2019 (5/0)
- 5 Kelton Hill vs. Campbell, 2011 (1/4)
- 4 Dan Ellington vs. Troy, 2019 (2/2)
- 4 Conner Manning vs. ULM, 2017 (0/4)
- 4 Nick Arbuckle vs. 6 teams
- 4 Ronnie Bell vs. Troy, 2013 (0/4)
- 4 Drew Little vs. 3 teams

TOUCHDOWNS SCORED

- 4 Donovan Harden vs. Georgia Southern, 2014
- 3 Penny Hart vs. ULM, 2017
- 3 Sam Pinckney vs. Arkansas State, 2020
- 3 Destin Coates vs. Arkansas State, 2019
- 3 Marcus Caffey vs. UL Lafayette, 2014
- 3 Donald Russell vs. Rhode Island, 2012

POINTS BY KICKING

- 15 Brandon Wright vs. Texas State, 2017
- 13 Iain Vance vs. Savannah State, 2010
- 12 Brandon Wright vs. Furman, 2019
- 12 Noel Ruiz vs. Troy, 2020
- 11 Brandon Wright vs. ULM, 2017
- 11 Iain Vance vs. Shorter, 2010; Shorter, 2010
- 11 Wil Lutz vs. Texas State, 2015; Rhode Island, 2012
- 11 Rogier ten Lohuis vs. Texas State, 2016

FIELD GOALS

- 4 Brandon Wright vs. Texas State, 2017
- 3 Noel Ruiz vs. Troy, 2020
- 3 Iain Vance vs. Lamar, 2010
- 2 Multiple players

PAT

- 7 Noel Ruiz vs. Arkansas State, 2020
- 7 Noel Ruiz vs. East Carolina, 2020
- 7 Brandon Wright vs. Arkansas State, 2019
- 7 Iain Vance vs. Savannah State, 2010
- 6 Brandon Wright vs. Furman, 2019; Troy, 2019
- 6 Matt Ehasz vs. Campbell, 2011

PUNTS

- 10 Matt Hubbard vs. Old Dominion, 2011
- 10 Matt Hubbard vs. Houston, 2011
- 10 Matt Hubbard vs. Troy, 2013
- 10 Matt Hubbard vs. West Virginia, 2013
- 8 Matt Hubbard vs. 10 teams

PUNTING YARDS

- 406 Matt Hubbard vs. Old Dominion, 2011
- 398 Matt Hubbard vs. Troy, 2013
- 393 Matt Hubbard vs. West Virginia, 2013
- 380 Wil Lutz vs. San Jose State, 2015
- 372 Matt Hubbard vs. Houston, 2011

PUNTING AVERAGE (MIN. 3 PUNTS)

- 62.2 Matt Hubbard vs. S.C. State, 2012 (5)
- 56.2 Brandon Wright vs. NC State, 2018 (4)
- 55.0 Wil Lutz vs. New Mexico State, 2015 (4)
- 53.8 Brandon Wright vs. Kennesaw State, 2018 (4)
- 52.0 Brandon Wright vs. WMU, 2018 (3)
- 51.0 Bo Schlechter vs. NCCU, 2010 (4)

KICKOFF RETURNS

- 7 Devin Gentry vs. Troy, 2017
- 7 Avery Sweeting vs. Abilene Christian, 2014
- 5 Avery Sweeting vs. Georgia Southern, 2014
- 5 Albert Wilson vs. three teams
- 5 LynQuez Blair vs. Air Force, 2013
- 5 Marquan Greene vs. Arkansas State, 2015
- 5 Glenn Smith vs. Ball State, 2016

KICKOFF RETURN YARDS

- 176 Albert Wilson vs. Villanova, 2012
- 169 Marquan Greene vs. Arkansas State, 2015
- 158 Devin Gentry vs. Troy, 2017
- 156 Albert Wilson vs. Old Dominion, 2012
- 140 Albert Wilson vs. Alabama, 2010

PUNT RETURNS

- 7 Albert Wilson vs. Old Dominion, 2011
- 4 Penny Hart vs. Texas State, 2017
- 4 Albert Wilson vs. South Alabama, 2013

PUNT RETURN YARDS

- 85 Albert Wilson vs. Old Dominion, 2011
- 69 Penny Hart vs. Texas State, 2018
- 67 Penny Hart vs. ULM, 2018
- 58 Albert Wilson vs. South Alabama, 2013
- 49 Penny Hart vs. Texas State, 2017

ALL-PURPOSE YARDS

- 296 Albert Wilson vs. Old Dominion, 2012
- 290 Albert Wilson vs. Villanova, 2012
- 283 Albert Wilson vs. Arkansas State, 2013
- 280 Albert Wilson vs. Jacksonville State, 2013
- 268 Albert Wilson vs. Troy, 2013
- 244 Tra Barnett vs. Troy, 2019

TACKLES

- 20 Trajan Stephens-McQueen vs. Army, 2019
- 17 Tarris Batiste vs. Liberty, 2015
- 16 Joseph Peterson vs. Troy, 2013
- 16 Fred Barnes vs. Shorter, 2010
- 15 Joseph Peterson vs. New Mexico State, 2014
- 15 Chase Middleton vs. Air Force, 2016
- 15 Trajan Stephens-McQueen vs. Texas State, 2019

TACKLES FOR LOSS

- 4 Michael Shaw vs. UL Monroe, 2016
- 4 Alonzo McGee vs. Charlotte, 2015
- 4 Jake Muasau vs. UTSA, 2011
- 4 Jarrell Robinson vs. Abilene Christian, 2014
- 3.5 Tarris Batiste vs. Clemson, 2014
- 3.5 Mackendy Cheridor vs. Texas State, 2016

SACKS

- 3 Marterious Allen vs. ULM, 2017
- 3 Jake Muasau vs. Lambuth, 2010
- 2.5 Mackendy Cheridor vs. Texas State, 2016
- 2.5 Jordan Strachan vs. Troy, 2020

INTERCEPTIONS

- 2 Bryan Williams vs. Charlotte, 2017
- 2 B.J. Clay vs. UT Martin, 2016
- 2 Jerome Smith vs. Ball State, 2016
- 2 Tarris Batiste vs. Georgia Southern, 2015
- 2 Bobby Baker vs. Charlotte, 2015
- 2 D'Mario Gunn vs. Murray State, 2011
- 2 Demazio Skelton vs. Old Dominion, 2012

TEAM SUPERLATIVES

POINTS SCORED

- 55 Savannah State, 2010
- 52 Arkansas State, 2020
- 52 Troy, 2019
- 52 Arkansas State, 2019
- 49 East Carolina, 2020
- 48 Furman, 2019
- 47 ULM, 2017
- 46 ULM, 2018

POINTS SCORED - HALF

- 35 East Carolina, 2020 (1st)
- 34 Savannah State, 2010 (1st)
- 31 Arkansas State, 2019 (1st)
- 31 Texas State, 2015 (1st)
- 31 Furman, 2019 (2nd)
- 30 ULM, 2018 (1st)
- 28 vs. six teams. Most recent: Arkansas State, 2020 (1st)

POINTS SCORED - QUARTER

- 24 Texas State, 2016 (2nd)
- 24 Arkansas State, 2019 (2nd)
- 21 vs. 12 teams

MARGIN OF VICTORY

- 34 Shorter, 2010
- 34 Savannah State, 2010
- 34 Clark Atlanta, 2011
- 34 Rhode Island, 2012
- 32 ULM, 2018
- 27 Morehead State, 2010
- 27 Georgia Southern, 2015

TOTAL OFFENSE

- 722 Arkansas State, 2019
- 670 ULM, 2017
- 643 Texas State, 2015
- 583 Arkansas State, 2020
- 582 New Mexico State, 2015
- 579 Troy, 2019
- 566 Furman, 2019
- 566 Abilene Christian, 2014
- 536 Texas State, 2016
- 536 ULM, 2019
- 532 Air Force, 2014

RUSHING YARDS

- 414 ULM, 2019
- 390 Troy, 2019
- 350 Coastal Carolina, 2019
- 340 Arkansas State, 2019
- 308 ULM, 2018
- 301 Campbell, 2011
- 280 Coastal Carolina, 2018
- 274 Rhode Island, 2012
- 269 Arkansas State, 2020
- 252 Louisiana, 2018

PASSING YARDS

- 471 Texas State, 2015
- 446 UL Monroe, 2017
- 422 UL Monroe, 2016
- 419 Old Dominion, 2010
- 414 Air Force, 2014
- 413 Abilene Christian, 2014
- 412 Ball State, 2015
- 408 Georgia Southern, 2014

FEWEST POINTS ALLOWED

- 0 Charlotte, 2017
- 6 UT Martin, 2016
- 7 Georgia Southern, 2015
- 7 Shorter, 2010
- 7 Rhode Island, 2012
- 7 Clark Atlanta, 2011

FEWEST YARDS ALLOWED

- 203 Georgia Southern, 2015
- 247 Clark Atlanta, 2011
- 262 ULM, 2018
- 263 Shorter, 2010
- 263 Savannah State, 2013
- 273 Charlotte, 2017
- 286 East Carolina, 2020
- 286 San Jose State, 2015
- 282 South Alabama, 2015
- 287 Idaho, 2016
- 288 Rhode Island, 2012
- 290 Arkansas State, 2013
- 298 Samford, 2013

FEWEST RUSHING YARDS ALLOWED

- 2 Western Kentucky, 2017
- 40 Troy, 2020
- 41 South Alabama, 2017
- 50 East Carolina, 2020
- 50 Morehead State, 2010
- 58 Arkansas State, 2020
- 75 Texas State, 2017
- 81 Troy, 2015
- 84 New Mexico State, 2015
- 84 Lamar, 2010
- 88 Campbell, 2011
- 93 Arkansas State, 2016
- 93 Tennessee, 2019
- 94 Charlotte, 2017
- 95 Abilene Christian, 2014
- 96 Troy, 2019

FEWEST PASSING YARDS ALLOWED

- 47 Georgia Southern, 2014
- 47 Texas State, 2013
- 57 Shorter, 2010
- 65 Army, 2019
- 67 Air Force, 2016
- 68 Georgia Southern, 2015
- 84 Campbell, 2010
- 89 San Jose State, 2015
- 98 Appalachian State, 2014

GEORGIA STATE RECORDS - LONGEST PLAYS

LONGEST PLAYS FROM SCRIMMAGE

- 93 Pass: Albert Wilson from Ben McLane vs. Old Dominion, 2012 (TD)
 84 Pass: Albert Wilson from Ben McLane vs. UTSA, 2012 (TD)
82 Run: Seth Paige vs. ULM, 2018 (TD)
 80 Run: Albert Wilson vs. Arkansas State, 2013 (TD)
 80 Pass: Robert Davis from Ronnie Bell vs. South Alabama, 2013
 78 Pass: Albert Wilson from Kelton Hill vs. South Alabama, 2011 (TD)
 78 Pass: Glenn Smith from Conner Manning vs. ULM, 2016
 76 Pass: Donovan Harden from Nick Arbuckle vs. Liberty, 2015 (TD)
 75 Run: Tra Barnett vs. Coastal Carolina, 2018 (TD)
 75 Pass: Robert Davis from Nick Arbuckle vs. Texas State, 2014 (TD)
 75 Pass: Robert Davis from Nick Arbuckle vs. Oregon, 2015 (TD)
 75 Pass: Albert Wilson from Ronnie Bell vs. Jacksonville State, 2013 (TD)
 73 Pass: Kyler Neal from Nick Arbuckle vs. Air Force, 2014
 71 Pass: Devin Gentry from Conner Manning vs. Texas State, 2017 (TD)
 70 Pass: Penny Hart from Conner Manning vs. Georgia Southern, 2017
 70 Pass: Albert Wilson from Kelton Hill vs. Arkansas State, 2013 (TD)
 69 Pass: Devin Gentry from Conner Manning vs. ULM, 2017 (TD)
 68 Pass: Donovan Harden from Nick Arbuckle vs. New Mexico State, 2014 (TD)
 67 Pass: Robert Davis from Ronnie Bell vs. Western Kentucky, 2013 (TD)
67 Run: Destin Coates vs. Appalachian State, 2019 (TD)
 66 Pass: Donovan Harden from Nick Arbuckle vs. Arkansas State, 2015
 65 Pass: Robert Davis from Conner Manning vs. Troy, 2016 (TD)
 65 Run: Travis Evans vs. West Virginia, 2013 (TD)
65 Run: Seth Paige vs. Troy, 2019 (TD)
 64 Pass: Albert Wilson from Kelton Hill vs. South Alabama, 2011 (TD)
 63 Pass: Penny Hart from Nick Arbuckle vs. Georgia Southern, 2015 (TD)
 62 Run: Sidney Haynes vs. Lamar, 2010
 62 Pass: Donovan Harden from Nick Arbuckle vs. UL Lafayette, 2014

LONGEST PASS PLAYS

- 93 Albert Wilson from Ben McLane vs. Old Dominion, 2012 (TD)
 84 Albert Wilson from Ben McLane vs. UTSA, 2012 (TD)
 80 Robert Davis from Ronnie Bell vs. South Alabama, 2013
 78 Albert Wilson from Kelton Hill vs. South Alabama, 2011 (TD)
 78 Glenn Smith from Conner Manning vs. ULM, 2016
 76 Donovan Harden from Nick Arbuckle vs. Liberty, 2015 (TD)
 75 Robert Davis from Nick Arbuckle vs. Oregon, 2015 (TD)
 75 Robert Davis from Nick Arbuckle vs. Texas State, 2014 (TD)
 75 Albert Wilson from Ronnie Bell vs. Jacksonville State, 2013 (TD)
 73 Kyler Neal from Nick Arbuckle vs. Air Force, 2014
 71 Devin Gentry from Conner Manning vs. Texas State, 2017 (TD)
 70 Albert Wilson from Kelton Hill vs. Arkansas St. (TD)
 69 Devin Gentry from Conner Manning vs. ULM, 2017 (TD)
 68 Donovan Harden from Nick Arbuckle vs. New Mexico State, 2014 (TD)
 67 Robert Davis from Ronnie Bell vs. Western Kentucky, 2013 (TD)
 66 Donovan Harden from Nick Arbuckle vs. Arkansas State, 2015
 65 Robert Davis from Conner Manning vs. Troy, 2016 (TD)
 64 Albert Wilson from Kelton Hill vs. South Alabama, 2011 (TD)

- 63 Penny Hart from Nick Arbuckle vs. Georgia Southern, 2015 (TD)
 62 Donovan Harden from Nick Arbuckle vs. UL Lafayette, 2014
 61 Robert Davis from Nick Arbuckle vs. Liberty, 2015 (TD)
 61 Jawan Nobles from Conner Manning vs. ULM, 2016 (TD)
 60 Glenn Smith from Conner Manning vs. Wisconsin, 2016
 59 Donovan Harden from Nick Arbuckle vs. Georgia Southern, 2014 (TD)
 59 Ari Werts from Conner Manning vs. Tennessee State, 2017
 58 Robert Davis from Conner Manning vs. ULM, 2016 (TD)
 58 Penny Hart from Nick Arbuckle vs. Liberty, 2015 (TD)
 57 Robert Davis from Nick Arbuckle vs. South Alabama, 2014
 57 Donovan Harden from Nick Arbuckle vs. Liberty, 2015
 56 Danny Williams from Kelton Hill vs. Campbell, 2011 (TD)
 55 Emmanuel Ogbuehi from Ben McLane vs. Old Dominion, 2010
 55 Jordan Giles from Kelton Hill vs. Campbell, 2011 (TD)
 55 Emmanuel Ogbuehi from Drew Little vs. Alabama, 2010
 55 Albert Wilson from Ronnie Bell vs. Villanova, 2012 (TD)
 55 Robert Davis from Conner Manning vs. Texas State, 2016
55 Sam Pinckney from Dan Ellington vs. ULM, 2018
 54 Tamir Jones from Dan Ellington vs. Arkansas State, 2018
 54 Albert Wilson from Ronnie Bell vs. New Hampshire, 2012 (TD)
 54 Albert Wilson from Kelton Hill vs. UTSA, 2011 (TD)
 54 Albert Wilson from Bo Schlechter vs. Jacksonville State, 2011
 53 Albert Wilson from Drew Little vs. Jacksonville State, 2011
 53 Penny Hart from Nick Arbuckle vs. Charlotte, 2015 (TD)
 52 Ari Werts from Conner Manning vs. Coastal Carolina, 2017
 51 Penny Hart from Dan Ellington vs. Troy, 2018
 51 Albert Wilson from Drew Little vs. Campbell, 2010
 51 Robert Davis from Nick Arbuckle vs. New Mexico State, 2014
 51 Nyiakki Height from Nick Arbuckle vs. New Mexico State, 2015
 50 Penny Hart from Conner Manning vs. ULM, 2017 (TD)
 50 Albert Wilson from Kelton Hill vs. St. Francis, 2011
50 Destin Coates from Dan Ellington vs. WMU, 2018

LONGEST RUNS

- 82 Seth Paige vs. ULM, 2018 (TD)**
 80 Albert Wilson vs. Arkansas State, 2013 (TD)
 75 Tra Barnett vs. Coastal Carolina, 2018 (TD)
67 Destin Coates vs. Appalachian State, 2019 (TD)
65 Seth Paige vs. Troy, 2019 (TD)
 65 Travis Evans vs. West Virginia, 2013 (TD)
 64 Dan Ellington vs. Western Michigan, 2019
 62 Sidney Haynes vs. Lamar, 2010
 57 Dan Ellington vs. Coastal Carolina, 2019
 56 Tra Barnett vs. Arkansas State, 2019
56 Tucker Gregg vs. Arkansas State, 2020
 54 Krysten Hammon vs. New Mexico St., 2014 (TD)
 54 Emmanuel Ogbuehi vs. James Madison, 2012 (fake punt)
 53 Kelton Hill vs. West Alabama, 2011 (TD)
 53 Kelton Hill vs. Lambuth, 2010
 52 Kelton Hill vs. St. Francis, 2011
 52 Donald Russell vs. S.C. State, 2012
 52 Donald Russell vs. Richmond, 2012

LONGEST PUNT RETURNS

- 62 Albert Wilson vs. South Alabama, 2013
 49 Penny Hart vs. ULM, 2018 (TD)
 48 Penny Hart vs. Texas State, 2018
 47 Demarius Matthews vs. Morehead St., 2010
 35 Donovan Harden vs. App State, 2014
 31 Demarius Matthews vs. Shorter, 2010
 31 Donovan Harden vs. Abilene Christian, 2014

LONGEST KICKOFF RETURNS

- 100 Marquan Greene vs. Arkansas State, 2015 (TD)
 100 Albert Wilson vs. Old Dominion, 2012 (TD)
 97 Albert Wilson vs. Alabama, 2010 (TD)
 96 Darren McCray vs. Campbell, 2010 (TD)
 90 Tra Barnett vs. Arkansas State, 2016 (TD)
 90 Glenn Smith vs. Coastal Carolina (TD), 2017
 88 Glenn Smith vs. Air Force, 2016
 71 Albert Wilson vs. Troy, 2013
 67 Demarius Matthews vs. Jacksonville St., 2011

LONGEST INTERCEPTION RETURNS

- 73 D'Mario Gunn vs. Old Dominion, 2012
 57 Remy Lazarus vs. Furman, 2019
 48 Jerome Smith vs. Ball State, 2016 (TD)
 38 B.J. Clay vs. UT Martin, 2016 (TD)
34 Antavious Lane vs. East Carolina, 2020 (TD)
34 Chris Bacon vs. Appalachian State, 2019 (TD)
 34 Tarris Batiste vs. Georgia Southern, 2015
 30 Bryan Williams vs. South Alabama, 2017
 31 Robert Ferguson vs. Clark Atlanta, 2011

LONGEST FUMBLE RETURNS

- 93 Demazio Skelton vs. Old Dominion, 2011
 88 Robert Ferguson vs. ULM, 2013 (TD)
74 Blake Carroll vs. Arkansas State, 2020 (TD)
63 Jordan Strachan vs. Troy, 2020
 28 Chandon Sullivan vs. Georgia Southern, 2017 (TD)
 23 Marterious Allen vs. UT Martin, 2016 (TD)
 23 Qwontez Mallory vs. Houston, 2011

LONGEST FIELD GOALS

- 53 Wil Lutz vs. Alabama, 2013
 52 Brandon Wright vs. Appalachian State, 2018
 50 Brandon Wright vs. Appalachian State, 2017
 50 Wil Lutz vs. Charlotte, 2015
 50 Wil Lutz vs. Ball State, 2015
 49 Iain Vance vs. Morehead State, 2010
 48 Brandon Wright vs. Tennessee, 2019
 48 Brandon Wright vs. Texas State, 2017
 48 Brandon Wright vs. Texas State, 2017
 48 Wil Lutz vs. UL Lafayette, 2014

LONGEST PUNTS

- 80 Matt Hubbard vs. Jacksonville State, 2013
 80 Matt Hubbard vs. S.C. State, 2012
 71 Brandon Wright vs. ULM, 2017
 68 Brandon Wright vs. Louisiana, 2018
 66 Brandon Wright vs. Texas State, 2017
 65 Brandon Wright vs. NC State, 2018
 65 Matt Hubbard vs. Alabama, 2013
 64 Matt Hubbard vs. UTSA, 2011
 64 Oliver Holdenson vs. Air Force, 2016
 64 Brandon Wright vs. Kennesaw State, 2018

LONGEST DRIVES

- 99 vs. Arkansas State, 2020 (TD), 5 plays, 1:49
 97 vs. UTSA, 2011 (TD), 8 plays, 4:11
 97 vs. New Mexico State, 2015 (TD), 6 plays, 2:21
 96 vs. UL Lafayette, 2014 (TD), 10 plays, 4:52
 95 vs. ULM, 2017 (TD), 15 plays, 7:55
 95 vs. South Alabama (TD), 8 plays, 3:31
 94 vs. Furman (TD), 2019, 16 plays, 5:32
 93 vs. Old Dominion, 2012 (TD), 1 play, 0:14
 92 vs. Louisiana, 2018 (TD), 10 plays, 5:04
 91 vs. Washington, 2014 (TD), 13 plays, 6:31
 91 vs. UL Lafayette, 2014 (TD), 16 plays, 6:38
 91 vs. Arkansas State, 2015 (TD), 2 plays, 0:32
 91 vs. Texas State, 2016 (TD), 11 plays, 3:17
 91 vs. Coastal Carolina, 2017 (TD), 8 plays, 3:51

GEORGIA STATE RECORDS - CAREER LEADERS

RUSHING YARDS

Player	Years	Att	Yds
1. Tra Barnett	2016-19	387	2156
2. Travis Evans	2010-13	356	1500
3. Donald Russell	2011-12	248	1412
4. Dan Ellington	2018-19	319	1293
5. Kyler Neal	2013-17	288	1130
6. Destin Coates	2018-*	207	1117
7. Glenn Smith	2014-17	301	1103
8. Kelton Hill	2010-13	176	1076
9. Seth Paige	2018-*	128	759
10. Demarcus Kirk	2015-18	162	710

RUSHING ATTEMPTS

Player	Years	ATT
1. Tra Barnett	2016-19	387
2. Travis Evans	2010-13	356
3. Dan Ellington (QB)	2018-19	319
4. Glenn Smith	2014-17	301
5. Kyler Neal	2013-17	288
6. Donald Russell	2011-12	248

RUSHING TOUCHDOWNS

Player	Years	TD
1. Tra Barnett	2016-19	19
2. Kyler Neal	2013-17	13
3. Donald Russell	2011-12	12
4. Dan Ellington (QB)	2018-19	11
Destin Coates	2018*	11
6. Travis Evans	2010-13	10
7. Nick Arbuckle (QB)	2014-15	8
Seth Paige	2018-*	8

100-YARD RUSHING GAMES

Player	Years	Games
1. Tra Barnett	2016-19	8
2. Donald Russell	2011-12	6
3. Destin Coates	2018*	4
4. Seth Paige	2018-*	3

PASSING YARDS

Player	Years	Yards
1. Nick Arbuckle	2014-15	7651
2. Conner Manning	2016-17	5830
3. Dan Ellington	2018-19	4566
4. Ronnie Bell	2012-14	3124
5. Drew Little	2010-11	2570

PASS ATTEMPTS

Player	Years	Att
1. Nick Arbuckle	2014-15	915
2. Conner Manning	2016-17	776
3. Dan Ellington	2018-19	647

PASS COMPLETIONS

Player	Years	Cmp
1. Nick Arbuckle	2014-15	566
2. Conner Manning	2016-17	466
3. Dan Ellington	2018-19	401

TOUCHDOWN PASSES

Player	Years	TD
1. Nick Arbuckle	2014-15	51
2. Dan Ellington	2018-19	34
3. Conner Manning	2016-17	30

TOTAL OFFENSE

Player	Years	Yards
1. Nick Arbuckle	2014-15	7566
2. Conner Manning	2016-17	5950
3. Dan Ellington	2018-19	5859
4. Ronnie Bell	2012-14	3298
5. Drew Little	2010-11	2531
6. Kelton Hill	2010-13	2346
7. Tra Barnett	2016-19	2156

TOUCHDOWN RESPONSIBILITY

Player	Years	TDR
1. Nick Arbuckle	2014-15	59
2. Dan Ellington	2018-19	45
3. Conner Manning	2016-17	33

RECEIVING YARDS

Player	Years	Rec	Yds
1. Robert Davis	2013-16	222	3391
2. Albert Wilson	2010-13	175	3190
3. Penny Hart	2015-18	202	2950
4. Donovan Harden	2014-15	99	1610
5. Danny Williams	2010-13	121	1605
6. Cornelius McCoy	2018-*	114	1326
7. Keith Rucker	2013-16	90	1148
8. Glenn Smith	2014-17	111	1122
9. Todd Boyd	2014-17	82	962
Sam Pinckney	2018-*	63	911

RECEPTIONS

Player	Years	Rec
1. Robert Davis	2013-16	222
2. Penny Hart	2015-18	202
3. Albert Wilson	2010-13	175
4. Danny Williams	2010-13	121
5. Cornelius McCoy	2018-*	114
6. Glenn Smith	2014-17	111
7. Donovan Harden	2014-15	99
8. Keith Rucker	2013-16	90
9. Todd Boyd	2014-17	82

TOUCHDOWN RECEPTIONS

Player	Years	Rec
1. Albert Wilson	2010-13	23
2. Penny Hart	2015-18	19
3. Robert Davis	2013-16	17
4. Donovan Harden	2014-15	12
5. Keith Rucker	2013-16	10
Sam Pinckney	2018-*	10
7. Danny Williams	2010-13	9
Roger Carter	2017-*	9
9. Devin Gentry	2016-19	8

100-YARD RECEIVING GAMES

Player	Years	Games
1. Albert Wilson	2010-13	13
2. Penny Hart	2015-18	11
3. Robert Davis	2013-16	10
4. Danny Williams	2010-13	4
5. Donovan Harden	2014-15	3
Cornelius McCoy	2018-*	3
Sam Pinckney	2018-*	3

KICKOFF RETURNS

Player	Years	KR
1. Albert Wilson	2010-13	95
2. Glenn Smith	2014-17	53
3. Parris Lee	2010-13	35
4. Avery Sweeting	2012-15	31
5. Kelton Hill	2010-13	25

KICKOFF RETURN YARDS

Player	Years	KR Yds
1. Albert Wilson	2010-13	2338
2. Glenn Smith	2014-17	1186
3. Parris Lee	2010-13	664
4. Avery Sweeting	2012-15	604
5. Kelton Hill	2010-13	436

PUNT RETURNS

Player	Years	PR
1. Albert Wilson	2010-13	41
2. Penny Hart	2015-18	16
3. Donovan Harden	2014-15	13

PUNT RETURN YARDS

Player	Years	PR Yds
1. Albert Wilson	2010-13	376
2. Penny Hart	2015-18	200
3. Demarius Matthews	2010-13	78
4. Donovan Harden	2014-15	76

ALL-PURPOSE YARDS

Player	Years	Yards
1. Albert Wilson	2010-13	6235
2. Penny Hart	2015-18	3497
3. Glenn Smith	2014-17	3411
4. Robert Davis	2013-16	3394
5. Tra Barnett	2016-19	2658
6. Travis Evans	2010-13	2052
7. Kelton Hill	2010-13	1804
8. Donovan Harden	2014-15	1723
9. Donald Russell	2011-12	1616

TOUCHDOWNS SCORED

Player	Years	TD
1. Albert Wilson	2010-13	26
2. Penny Hart	2015-18	20
Tra Barnett	2016-19	20
4. Robert Davis	2013-16	17

POINTS

Player	Years	Points
1. Wil Lutz	2012-15	213
2. Brandon Wright	2016-19	200
3. Albert Wilson	2010-13	156
4. Penny Hart	2015-18	120
Tra Barnett	2016-19	120

FIELD GOALS

Player	Years	FG
1. Brandon Wright	2016-19	32
2. Wil Lutz	2012-15	31
3. Iain Vance	2010	15
4. Christian Benvenuto	2011-12	11

PAT

Player	Years	PAT
1. Wil Lutz	2012-15	120
2. Brandon Wright	2016-19	104
3. Iain Vance	2010	35
4. Rogier ten Lohuis	2016	25
5. Christian Benvenuto	2011-12	24
6. Noel Ruiz	2020-*	21

PUNTS

Player	Years	Punts
1. Matt Hubbard	2011-14	214
2. Brandon Wright	2016-19	183
3. Wil Lutz	2012-15	95
4. Oliver Holdenson	2016-19	45

PUNTING YARDS

Player	Years	Yards
1. Matt Hubbard	2011-14	8814
2. Brandon Wright	2016-19	7928
3. Wil Lutz	2012-15	3941
4. Bo Schlechter	2010-11	1739
5. Oliver Holdenson	2016-19	1707

PUNTING AVERAGE

Player	Years	Punts
1. Brandon Wright	2016-19	43.32
2. Wil Lutz	2012-15	42.84
3. Bo Schlechter	2010-11	42.41
4. Matt Hubbard	2011-14	41.19

TACKLES

Player	Years	Tackles
1. Joseph Peterson	2012-15	381
2. Tarris Batiste	2013-15	263
Trey Payne	2014-17	263
4. T. Stephens-McQueen	2017-*	229
5. Michael Shaw	2015-18	216
6. Robert Ferguson	2010-13	199
7. Chase Middleton	2015-18	191
8. Ed Curney	2015-19	186
9. Chandon Sullivan	2014-17	182

INTERCEPTIONS

Player	Years	Int
1. Chandon Sullivan	2014-17	7
2. Bryan Williams	2012-17	6
3. Brent McClendon	2010-13	5
Demazio Skelton	2011-12	5
Tarris Batiste	2013-15	5
Jerome Smith	2015-18	5
Quavian White	2018-*	5
7. D'Mario Gunn	2011-12	4

INTERCEPTION RETURN YARDS

Player	Years	Yds
1. Quavian White	2018-*	88
2. D'Mario Gunn	2011-12	77
3. Antavious Lane	2019-*	76
4. Remy Lazarus	2016-19	57
5. Tarris Batiste	2013-15	56
6. Jerome Smith	2015-18	49

SACKS

Player	Years	Sacks
1. Mackendy Cheridor	2013-17	10.5
2. Christo Bilukidi	2010-11	9.0
3. Marterious Allen	2015-18	8.5
Dontae Wilson	2017-*	8.5
5. Hardrick Willis	2017-*	7.5
6. Michael Shaw	2015-18	7.0
Jake Muasau	2010-11	7.0
Joseph Peterson	2012-15	7.0
9. Victor Heyward	2017-*	6.5

TACKLES FOR LOSS

Player	Years	TFL
1. Michael Shaw	2015-18	26.5
2. Mackendy Cheridor	2013-17	25.0
3. Joseph Peterson	2012-15	22.0
4. Tarris Batiste	2013-15	21.5
5. Jarrell Robinson	2011-14	20.0
6. Dontae Wilson	2017-*	19.0
7. Alonzo McGee	2015-16	17.0
8. Jake Muasau	2010-11	16.5
6. Victor Heyward	2017-*	16.0

FUMBLES FORCED

Player	Years	FF
1. Mackendy Cheridor	2013-17	6
2. Jake Muasau	2010-11	4
Brent McClendon	2010-13	4

FUMBLES RECOVERED

Player	Years	FR
1. Bobby Baker	2015-16	5
2. Jake Muasau	2010-11	4
3. Kail Singleton	2010-13	3
Ed Curney	2015-19	3
Jordan Strachan	2018-*	3

2010: 6-5**Head Coach: Bill Curry***Inaugural Season (Unclassified)*

Inaugural Season (Unclassified)				OFFENSE						DEFENSE						
Date	Opponent	Result	Att	At-Yds	TD	Pass	Cm-At	TD-I	Ply-TO	At-Yds	TD	Pass	Cm-At	TD-I	Ply-TO	
S. 2	Shorter (Thur.)	hW	41-7	30,237	35-212	3	154	14-19	2-0	54-366	53-206	1	57	5-11	0-0	64-263
S. 11	Lambuth	hL	14-23	12,647	17-91	1	92	8-18	1-4	35-183	50-184	2	126	19-26	0-1	76-310
S. 18	[6/5] Jacksonville State ^{TV1}	(ot) hL	27-34	16,128	22-112	3	227	25-40	0-1	62-339	39-167	3	283	24-32	1-0	71-450
S. 25	at Campbell	aW	24-21	3,021	26-117	0	163	16-23	2-0	49-280	54-257	2	84	9-18	1-1	72-341
O. 2	Morehead State ^{TV2}	hW	37-10	15,264	40-152	1	289	22-33	4-2	73-441	21-50	0	230	27-44	1-2	65-280
O. 9	Savannah State	hW	55-21	14,908	40-232	3	201	19-29	4-0	69-433	44-154	2	109	13-19	1-2	63-263
O. 16	N.C. Central (HC)	(ot) hW	20-17	13,378	35-112	1	205	16-29	1-0	64-317	43-175	1	154	11-23	1-3	66-329
O. 23	at Old Dominion ^{TV2}	aL	20-34	19,782	23-58	1	419	33-55	1-0	78-477	43-229	3	152	22-38	1-0	81-381
O. 30	at South Alabama	aL	34-39	23,446	19-46	3	234	21-35	2-2	54-280	49-293	1	181	12-24	3-0	73-474
N. 6	Lamar	hW	23-17	14,689	27-133	0	189	22-36	2-1	63-322	29-84	0	273	19-36	1-1	65-357
N. 18	at [10/12] Alabama (Thur.) ^{TV3}	aL	7-63	101,621	32-91	0	74	5-17	0-4	49-165	45-262	4	216	19-22	3-0	67-478
TOTALS			302-286		316-1356	16	2247	201-334	19-14	650-3603	470-2061	19	1865	180-293	13-10	763-3926

Television Legend:TV1-CSS;TV2- Comcast Digital;TV3-ESPN; National Rankings are Sports Network/FCS Coaches for FCS;API/USA Today Coaches for FBS.

2011 • 3-8**Head Coach: Bill Curry***Division I FCS Independent*

Division I FCS Independent				OFFENSE						DEFENSE						
Date	Opponent	Result	Att	Rush-Yds	TD	Pass	Cm-Att	TD-I	Ply-TO	Rush-Yds	TD	Pass	Cm-Att	TD-I	Ply-TO	
S. 2	Clark Atlanta (Fri.)	hW	41-7	26,273	37-146	2	196	13-18	3-0	55-342	38-140	0	107	10-17	1-2	55-247
S. 10	Old Dominion ^{TV1}	hL	17-40	11,701	35-85	2	206	16-44	0-3	79-291	54-282	3	126	13-21	1-0	75-408
S. 17	at [16/17] Jacksonville State ^{TV1}	aL	21-37	17,618	28-116	2	209	17-30	1-1	58-325	58-246	3	155	9-11	1-0	69-401
S. 24	at Houston ^{TV1}	aL	0-56	32,005	35-108	0	133	12-27	0-1	62-241	39-171	5	561	40-50	3-0	89-732
O. 18	Murray State	hL	24-48	10,963	34-86	2	281	19-44	1-2	78-367	31-138	3	321	35-46	4-2	77-459
O. 15	at South Carolina State	aL	13-23	11,517	45-244	1	76	6-20	0-3	65-320	47-155	2	213	16-30	0-0	77-368
O. 22	South Alabama (HC)	(2ot) hW	27-20	14,086	43-220	1	209	12-15	2-0	58-429	50-178	0	145	14-30	2-4	80-323
O. 29	at UTSA ^{TV2}	(ot) aL	14-17	25,977	44-164	1	91	6-15	1-0	59-255	35-108	1	189	17-34	0-1	69-297
N. 5	St. Francis (Ill.)	(ot) hL	27-30	11,565	32-158	1	197	14-24	2-1	56-355	42-258	1	217	21-33	2-1	75-475
N. 12	at West Alabama	aL	23-30	6,253	31-219	2	228	19-37	1-2	68-447	54-222	2	166	15-21	1-2	75-388
N. 19	Campbell	hW	42-35	11,125	50-301	2	213	13-22	4-1	72-514	30-88	4	250	21-32	1-1	62-338

Television Legend:TV1-CSS;TV2- Longhorn Network. National rankings are Sports Network/FCS Coaches.

2012 • 1-10, 1-7 CAA**Head Coach: Bill Curry***Division I FCS / First Year of FBS Transition*

Division I FCS / First Year of FBS Transition				OFFENSE						DEFENSE						
Date	Opponent	Result	Att	Rush-Yds	TD	Pass	Cm-Att	TD-I	Ply-TO	Rush-Yds	TD	Pass	Cm-Att	TD-I	Ply-TO	
A. 30	South Carolina State (Thur.) ^{TV1}	hL	6-33	18,921	30-99	0	130	14-28	0-1	58-229	49-188	0	300	19-29	3-2	78-488
S. 8	at Tennessee ^{TV2}	aL	13-51	87,821	41-87	1	176	18-41	0-1	82-263	43-184	3	374	22-28	4-1	71-558
S. 15	UTSA	hL	14-38	11,496	23-86	0	221	11-25	2-3	48-307	54-225	3	217	18-25	2-0	79-442
S. 22	Richmond	hL	14-35	9,476	36-159	1	231	23-37	1-3	73-390	39-144	4	254	21-32	1-0	71-398
S. 29	at William & Mary ^{TV1}	aL	3-35	11,125	35-92	0	157	13-26	0-4	61-249	57-312	5	101	8-13	0-0	70-413
O. 6	[14/17] New Hampshire	hL	21-44	9,531	30-56	0	243	13-29	3-3	59-299	42-332	2	292	21-41	4-1	83-624
O. 13	at Rhode Island	aW	41-7	6,013	34-274	3	217	15-27	2-0	61-491	31-104	0	184	17-35	1-1	66-288
O. 20	[24/rv] Villanova (HC)	hL	24-49	12,136	29-79	1	230	23-41	2-2	70-309	53-343	2	127	11-15	3-1	68-470
O. 27	at [9/10] James Madison	aL	21-28	22,813	38-173	1	175	23-38	2-0	76-348	42-221	2	119	11-23	1-1	65-340
N. 3	[5/5] Old Dominion	hL	27-53	12,293	31-52	2	303	17-37	1-2	68-355	47-205	4	351	28-42	3-3	89-556
N. 10	at Maine ^{TV3}	aL	7-51	2,979	33-59	0	154	12-30	1-4	63-213	48-332	2	262	11-17	4-0	65-594

Television Legend:TV1-CSS;TV2-ESPN3/PPV;TV3-WABI, Bangor, Me. National rankings are Sports Network/FCS Coaches.

2013 • 0-12, 0-7 Sun Belt**Head Coach: Trent Miles***Division I FBS / Second Year of FBS Transition*

Division I FBS / Second Year of FBS Transition					OFFENSE						DEFENSE					
Date	Opponent	Result	Att	Rush-Yds	TD	Pass	Cm-Att	TD-I	Ply-TO	Rush-Yds	TD	Pass	Cm-Att	TD-I	Ply-TO	
A. 30	Samford (Fri.) ^{TV1}	hL	21-31	17,606	25-72	0	391	28-51	3-2	76-463	36-105	1	193	19-31	1-1	67-298
S. 7	Chattanooga ^{TV1}	hL	14-42	14,952	17-30	0	273	17-35	2-0	52-303	60-401	2	108	11-15	2-0	75-509
S. 14	at West Virginia ^{TV2}	aL	7-41	57,440	33-136	1	84	8-18	0-0	51-220	42-245	2	359	25-41	3-1	83-604
S. 21	Jacksonville State ^{TV1}	(ot) hL	26-32	15,425	42-150	0	250	16-42	2-1	84-400	44-122	4	339	18-32	0-0	76-461
O. 5	at Alabama (1/1) ^{TV3}	aL	3-45	101,254	22-15	0	160	12-22	0-0	44-175	30-181	1	296	29-34	5-0	64-477
O. 12	Troy (HC) ^{TV4}	hL	28-35	17,732	26-52	0	370	22-50	4-1	76-422	59-249	2	385	25-43	3-2	102-634
O. 19	at Texas State ^{TV4}	aL	17-24	15,684	35-160	1	208	20-36	1-1	71-368	42-296	3	47	5-12	0-1	54-343
O. 26	at UL Monroe ^{TV1}	aL	10-38	11,357	33-136	0	108	12-31	0-3	64-244	38-225	1	309	30-44	4-0	82-534
N. 2	Western Kentucky ^{TV4}	hL	28-44	15,212	27-85	2	325	26-41	2-2	68-410	46-203	4	241	18-29	2-1	75-444
N. 16	UL Lafayette ^{TV1}	hL	21-35	14,415	39-183	1	298	26-44	2-1	83-481	46-248	1	234	10-16	4-0	62-482
N. 23	at Arkansas State ^{TV1}	aL	33-35	18,512	40-184	2	248	14-26	2-0	66-432	45-138	1	152	14-19	2-0	64-290
N. 30	South Alabama ^{TV1}	hL	17-38	13,697	25-24	2	321	17-34	0-1	59-345	54-242	4	280	19-30	1-0	84-522

Television Legend:TV1-ESPN3;TV2-ROOT Sports;TV3-SEC TV; TV4-Sun Belt Network/CSS; National rankings are API/USA Today Coaches.

2014 • 1-11, 0-8 Sun Belt**Head Coach: Trent Miles****Division I FBS**

Division I FBS			OFFENSE								DEFENSE							
Date	Opponent	Result	Att	Rush-Yds	TD	Pass	Cm-Att	TD-I	Ply-TO	Rush-Yds	TD	Pass	Cm-Att	TD-I	Ply-TO			
A. 27	Abilene Christian (Wed.) ^{TV1}	hW	38-37	10,140	33-153	1	413	31-49	4-2	82-566	36-95	0	403	30-40	4-1	76-498		
S. 6	New Mexico State ^{TV2}	hL	31-34	10,126	39-162	3	294	21-37	1-2	76-456	41-194	0	241	25-44	3-1	85-435		
S. 13	Air Force ^{TV2}	hL	38-48	16,836	26-118	3	414	26-42	2-1	68-532	65-315	4	224	12-15	2-0	80-539		
S. 20	at Washington (rv/rv/na) ^{TV3}	aL	14-45	64,608	41-68	0	205	22-34	2-3	75-273	41-182	2	154	19-27	3-0	68-336		
O. 4	at UL Lafayette ^{TV2}	aL	31-34	24,616	37-138	4	287	20-31	0-0	68-425	32-195	3	266	24-31	2-0	63-461		
O. 11	Arkansas State (HC) ^{TV2}	hL	10-52	10,196	34-71	1	198	20-39	0-1	73-269	53-384	4	234	22-30	3-0	83-618		
O. 18	at South Alabama ^{TV2}	aL	27-30	13,186	37-90	1	311	23-40	3-0	77-401	54-321	1	126	11-32	2-0	86-447		
O. 25	Georgia Southern ^{TV2}	hL	31-69	28,427	23-47	0	408	24-38	4-1	61-455	63-613	10	47	5-6	0-0	69-660		
N. 1	at Appalachian State ^{TV2}	aL	0-44	22,643	26-8	0	54	9-19	0-1	45-62	66-469	6	98	9-14	0-0	80-567		
N. 8	at Troy ^{TV2}	aL	21-45	16,418	34-101	0	293	23-37	3-2	71-394	45-324	5	116	18-22	1-0	67-440		
N. 22	at Clemson (rv/rv/22) ^{TV4}	aL	0-28	77,693	33-40	0	115	13-33	0-3	66-155	43-209	3	148	21-33	1-1	76-357		
N. 29	Texas State ^{TV2}	hL	31-54	14,312	27-160	0	356	32-47	4-2	74-516	43-340	3	267	26-32	2-0	75-607		

Television Legend:TV1-ESPN3;TV2- ESPN3;TV3-Pac-12 Network;TV4-RSN. Rankings are API/USA Today/CF Playoff

2015 • 6-7, 5-3 Sun Belt/4th (AutoNation Cure Bowl)**Head Coach: Trent Miles****Division I FBS**

Division I FBS

Date	Opponent	Result	Att	Rush-Yds	OFFENSE						DEFENSE					
					TD	Pass	Cm-Att	TD-I	Ply-TO	Rush-Yds	TD	Pass	Cm-Att	TD-I	Ply-TO	
S. 4	Charlotte (Fri.) ^{TV1}	hL	20-23	10,252	26-93	0	299	25-43	2-1	69-392	54-164	0	244	19-32	1-2	86-408
S. 12	at New Mexico State ^{TV2}	aW	34-32	27,201	46-210	2	372	32-43	2-1	89-582	23-84	1	445	31-55	3-1	78-529
S. 19	at Oregon (12/13) ^{TV3}	aL	28-61	56,859	36-113	1	318	25-40	3-2	76-431	53-311	3	228	23-31	2-0	84-539
O. 3	Liberty (18-FCS) (HC) ^{TV2}	hL	33-41	11,512	14-11	1	394	18-29	3-1	43-405	49-260	5	242	26-33	0-0	82-502
O. 10	Appalachian State ^{TV2}	hL	3-37	10,101	21-59	0	166	21-39	0-1	60-225	41-184	0	314	21-28	3-1	69-498
O. 17	at Ball State ^{TV2}	aW	31-19	7,564	32-33	3	412	28-39	1-0	71-445	40-154	0	218	28-48	2-1	88-372
O. 31	at Arkansas State ^{TV2}	aL	34-48	18,217	32-101	1	390	23-43	2-1	75-491	52-296	4	224	21-29	3-2	81-520
N. 7	UL Lafayette ^{TV2}	hL	21-23	10,007	29-78	0	312	23-39	3-1	68-390	41-145	0	162	18-27	1-1	68-307
N. 14	at Texas State ^{TV2}	aW	41-19	13,238	37-172	1	471	23-35	4-2	72-643	32-186	1	267	29-52	1-2	84-453
N. 21	South Alabama ^{TV2}	hW	24-10	10,033	34-73	2	311	27-44	1-0	78-394	34-157	1	125	14-34	0-1	68-282
N. 27	Troy (Fri.) ^{TV2}	hW	31-21	10,113	43-151	2	368	29-41	2-0	84-519	25-81	1	193	21-46	2-1	71-374
D. 5	at Georgia Southern ^{TV2}	aW	34-7	23,401	37-143	2	346	20-32	3-1	69-489	44-135	1	68	6-19	0-2	63-203
D. 19	San Jose State ^{*TV4}	nL	16-27	18,536	20-23	0	208	14-29	2-1	49-231	54-197	1	89	10-19	1-1	73-286

*AutoNation Cure Bowl, Orlando, Fla. Television Legend:TV1-ESPN3;TV2- ESPN3;TV3-Pac-12; Network;TV4-CBS Sports Network. FBS rankings are API/Coaches

2016 • 3-9, 2-6 Sun Belt**Head Coach: Trent Miles (2-8)/Tim Lappano (1-1)****Division I FBS**

Division I FBS

Date	Opponent	Result	Att	Rush-Yds	OFFENSE					DEFENSE						
					TD	Pass	Cm-Att	TD-I	Ply-TO	Rush-Yds	TD	Pass	Cm-Att	TD-I	Ply-TO	
S. 2	Ball State (Fri.) ^{TV1}	hL	21-31	12,233	25-77	1	195	25-40	1-1	65-272	52-325	4	130	15-29	0-2	81-455
S. 10	at Air Force ^{TV2}	aL	14-48	24,173	14-27	1	142	9-27	1-0	41-169	83-464	5	67	3-9	0-0	92-531
S. 17	at Wisconsin (9/12) ^{TV3}	aL	17-23	79,883	24-33	1	269	20-30	1-0	54-302	49-187	1	213	18-30	1-1	79-400
O. 1	at Appalachian State ^{TV1}	aL	3-17	24,782	25-88	0	153	19-44	0-4	69-241	48-218	1	143	13-25	1-1	73-361
O. 8	Texas State ^{TV4}	hW	41-21	13,179	37-196	3	340	27-40	2-0	77-536	41-120	2	300	27-47	1-2	88-420
O. 15	at Troy ^{TV4}	aL	21-31	23,913	24-37	0	381	28-52	3-2	76-418	43-128	1	235	20-36	2-1	79-363
O. 22	UT Martin (HC) ^{TV4}	hW	31-6	15,223	39-166	1	119	8-16	1-2	55-285	31-110	0	210	20-40	0-3	71-320
O. 29	at South Alabama ^{TV4}	aL	10-13	11,565	40-127	1	113	11-18	0-0	58-240	43-182	1	124	15-27	0-1	70-306
N. 3	Arkansas State (Thur.) ^{TV5}	hL	16-31	13,363	31-94	0	237	22-46	1-2	77-331	41-93	2	212	15-35	0-0	76-305
N. 12	UL Monroe ^{TV4}	hL	23-37	13,106	26-42	0	422	19-30	3-0	56-464	54-264	5	193	17-31	0-0	85-457
N. 19	Georgia Southern ^{TV4}	hW	30-24	23,513	27-73	2	318	21-39	2-0	66-391	46-241	3	122	14-26	0-0	72-363
D. 3	at Idaho ^{TV4}	aL	12-37	11,242	24-92	0	266	22-37	2-4	61-358	45-149	0	138	16-20	3-0	65-287

Television Legend: TV1-American Sports Network/ESPN3; TV2-Mountain West Network-Campus Insiders; TV3-Big Ten Network; TV4-ESPN3;TV5-ESPN3 FBS rankings are API/Coaches

2017 • 7-5, 5-3 Sun Belt/4th (AutoNation Cure Bowl)**Head Coach: Shawn Elliott****Division I FBS**

Division I FBS

Date	Opponent	Result	Att	Rush-Yds	TD	Pass	Cm-Att	TD-I	Ply-TO	Rush-Yds	TD	Pass	Cm-Att	TD-I	Ply-TO	
A. 31	Tennessee State (Thur.) ^{TV1}	hL	10-17	24,333	29-49	0	224	18-23	1-1	52-273	42-238	2	145	12-25	0-0	67-383
S. 16	at Penn State (5/5) ^{TV2}	aL	0-56	102,746	49-150	0	170	18-32	0-3	81-320	24-166	3	360	21-29	5-0	53-526
S. 23	at Charlotte ^{TV3}	aW	28-0	11,029	40-119	2	250	26-37	1-0	77-369	34-94	0	179	16-29	0-2	63-273
O. 7	at Coastal Carolina ^{TV1}	aW	27-21	15,991	40-91	2	273	18-30	1-1	70-364	32-127	0	239	18-26	3-0	58-366
O. 14	at UL Monroe ^{TV1}	aW	47-37	12,578	41-224	2	446	26-35	4-0	76-670	37-117	1	314	23-37	3-0	74-431
O. 21	Troy (HC) ^{TV1}	hL	10-34	15,388	33-52	0	255	25-40	1-1	73-307	22-122	2	335	25-36	2-1	58-457
O. 26	South Alabama (Thur.) ^{TV4}	hW	21-13	12,125	34-114	1	195	17-31	2-0	65-309	23-41	0	297	27-48	1-2	71-338
N. 4	Georgia Southern ^{TV1}	aW	21-17	18,722	49-24	0	319	22-37	2-1	61-368	50-197	1	147	22-28	1-0	78-344
N. 11	Texas State ^{TV1}	aW	33-30	14,017	41-162	1	368	26-40	2-0	81-530	25-75	1	315	35-55	3-1	80-390
N. 25	Appalachian State ^{TV1}	hL	10-31	13,154	26-91	1	201	22-35	0-1	61-292	46-323	2	107	15-23	2-2	69-430
D. 2	Idaho ^{TV1}	hL	10-24	14,163	39-164	1	271	27-45	0-1	84-435	40-147	2	228	16-30	1-0	70-375
D. 16	Western Kentucky ^{*TV5}	nW	27-17	19,585	43-143	2	276	20-28	1-0	71-419	21-(-2)	0	351	26-40	2-2	61-349

*AutoNation Cure Bowl, Orlando, Fla. Television Legend: TV1-ESPN3; TV2-Big Ten Network.TV3-WCCB-TV/WPCH-TV/CUSA.tv.TV4-ESPN3;TV5- CBS Sports Network FBS rankings are API/Coaches

2018 • 2-10, 1-7 Sun Belt/5th-East**Head Coach: Shawn Elliott****Division I FBS**

		OFFENSE								DEFENSE							
Date	Opponent	Result	Att	Rush-Yds	TD	Pass	Cm-Att	TD-I	Ply-TO	Rush-Yds	TD	Pass	Cm-Att	TD-I	Ply-TO		
A. 30	Kennesaw State [5/5 FCS] (Thur.) ^{TV1}	hW	24-20	23,088	38-128	0	187	20-28	3-0	66-315	51-181	1	201	12-19	1-1	70-382	
S. 8	at NC State ^{TV2}	aL	7-41	56,017	31-107	1	242	19-34	0-0	65-349	31-115	3	426	32-39	2-1	70-541	
S. 14	at Memphis (Fri.) ^{TV3}	aL	22-59	27,768	43-173	2	139	19-34	0-1	77-312	35-410	3	269	19-27	5-1	62-679	
S. 22	Western Michigan ^{TV1}	hL	15-34	15,264	30-58	2	285	19-29	0-1	59-343	45-294	1	234	20-25	3-0	70-528	
S. 29	ULM ^{TV1}	hW	46-14	14,368	56-308	4	179	15-18	1-0	74-487	20-125	2	137	20-34	0-2	54-262	
O. 4	at Troy (Thur.) ^{TV4}	aL	20-37	22,903	35-116	1	272	20-36	1-0	71-388	38-340	2	217	19-25	3-1	62-554	
O. 18	at Arkansas State (Thur.) ^{TV4}	aL	35-51	18,176	43-123	1	299	20-33	4-0	76-422	37-273	3	257	17-28	3-0	65-530	
O. 27	Coastal Carolina (HC) ^{TV1}	hL	34-37	15,648	35-280	4	231	24-25	1-0	59-521	48-251	3	225	13-18	1-0	66-476	
N. 3	Texas State ^{TV1}	hL	31-40	11,312	43-221	3	224	21-40	1-0	83-445	36-190	4	325	21-26	2-0	62-489	
N. 10	at Louisiana ^{TV1}	aL	22-36	14,945	43-252	2	121	10-21	1-1	64-373	38-355	4	170	16-23	1-0	61-525	
N. 18	at Appalachian State ^{TV1}	aL	17-45	22,315	34-197	1	132	10-21	1-2	55-329	39-228	2	296	22-26	3-0	65-524	
N. 24	Georgia Southern ^{TV1}	hL	14-35	20,011	32-94	0	170	20-33	2-1	55-264	41-276	2	105	8-11	2-0	52-381	

Television Legend: TV1-ESPN+;TV2-ACC RSN;TV3-ESPN;TV4-ESPNU

2019 • 7-6, 4-4 Sun Belt/3rd-East (NOVA Home Loans Arizona Bowl)**Head Coach: Shawn Elliott****Division I FBS**

		OFFENSE								DEFENSE							
Date	Opponent	Result	Att	Rush-Yds	TD	Pass	Cm-Att	TD-I	Ply-TO	Rush-Yds	TD	Pass	Cm-Att	TD-I	Ply-TO		
A. 31	at Tennessee ^{TV1}	aW	38-30	85,503	53-213	3	139	11-24	2-0	77-352	31-93	1	311	26-40	2-1	71-404	
S. 7	Furman [11/17 FCS] ^{TV2}	hW	48-42	20,351	39-204	1	362	29-37	5-0	76-566	41-215	2	311	16-26	4-1	67-526	
S. 14	at Western Michigan ^{TV3}	aL	10-57	22,328	41-210	0	126	11-25	1-2	66-336	44-450	7	244	16-21	1-0	65-694	
S. 21	at Texas State ^{TV3}	(3ot) aL	34-37	15,803	53-204	1	219	24-40	3-1	93-423	50-221	3	129	16-25	0-0	75-350	
O. 5	Arkansas State (HC) ^{TV3}	hW	52-38	16,109	58-340	6	382	29-41	1-0	99-722	22-115	1	306	22-34	4-2	56-421	
O. 12	at Coastal Carolina ^{TV3}	aW	31-21	17,249	56-350	3	122	16-24	1-1	80-472	27-105	0	217	19-31	2-0	58-322	
O. 19	Army ^{TV3}	hW	28-21	21,720	32-147	1	232	20-28	3-0	60-379	61-278	3	65	6-11	0-1	72-343	
O. 26	Troy ^{TV3}	hW	52-33	14,527	57-390	5	189	18-25	2-1	82-579	23-96	3	421	34-46	2-0	69-517	
N. 9	at ULM ^{TV3}	aL	31-45	13,213	53-414	4	122	13-28	0-0	81-536	46-299	3	291	24-33	3-1	79-590	
N. 16	Appalachian State [RV/24/25] ^{TV1}	hL	27-56	17,908	31-186	2	138	15-32	1-2	63-324	46-280	3	273	21-34	4-1	80-553	
N. 23	South Alabama ^{TV3}	hW	28-15	12,501	48-176	2	208	21-27	2-1	75-384	39-108	0	218	12-25	2-1	64-326	
N. 30	at Georgia Southern ^{TV3}	aL	10-38	15,175	37-108	1	182	18-27	0-0	64-290	47-279	5	73	7-10	0-0	57-352	
D. 31	Wyoming ^{*TV4}	nL	17-38	36,892	38-199	1	156	13-27	1-1	65-355	47-290	2	234	11-26	3-1	73-524	

Television Legend: TV1-ESPNU;TV2-ESPN3;TV3-ESPN+;TV4-CBS Sports Network. FBS Rankings are AP/Coaches/CFP. Captains: Hunter Atkinson, Ed Curney, Dan Ellington, Remy Lazarus

2020 • 2-3, 1-3 Sun Belt**Head Coach: Shawn Elliott****Division I FBS**

		OFFENSE								DEFENSE							
Date	Opponent	Result	Att	Rush-Yds	TD	Pass	Cm-Att	TD-I	Ply-TO	Rush-Yds	TD	Pass	Cm-Att	TD-I	Ply-TO		
S. 3	Murray State	CANCELED															
S. 12	at Alabama	CANCELED															
S. 19	Louisiana [19/21] ^{TV2}	(ot) hL	31-34	4,126	52-223	3	196	22-39	1-1	91-419	39-240	3	279	21-37	2-2	76-519	
S. 26	at Charlotte	POSTPONED															
O. 3	East Carolina ^{TV3}	hW	49-29	3,823	44-247	3	238	18-28	3-2	72-485	26-50	1	236	29-52	0-3	78-286	
O. 15	at Arkansas State (Thur.) ^{TV1}	aL	52-59	5,496	41-269	3	314	18-35	3-0	76-583	39-58	0	551	40-57	8-0	96-609	
O. 24	at Troy ^{TV3}	aW	36-34	12,000	56-210	2	169	20-30	2-1	86-379	19-40	0	407	32-48	3-2	67-447	
O. 31	Coastal Carolina [20/21] ^{TV3}	hL	0-51	3,642	28-76	0	30	6-12	0-1	40-106	47-250	3	280	21-29	4-0	76-530	

Television Legend: TV1-ESPN;TV2-ESPN2;TV3-ESPNU;FBS Rankings are AP/Coaches/CFP.

LOUISIANA 34, GEORGIA STATE 31 (OT)

Game 1: Sept. 19, 2020 • 12 p.m. (ESPN2)
Center Parc Stadium • Atlanta, Ga.

Georgia State got a career-high 150 yards rushing from Destin Coates, but the Panthers fell to No. 19 Louisiana 34-31 in overtime in their season opener at Center Parc Stadium.

Coates, the junior from Tallahassee, Fla., scored the tying touchdown on a 4-yard run with 7:37 to play, knotting the score at 28-all, and then the GSU (0-1, 0-1 Sun Belt) defense came up with a huge stop to force overtime. The Panthers went on offense first but had to settle for Noel Ruiz's 25-yard field goal, and then Elijah Mitchell's 12-yard touchdown run gave Louisiana (2-0, 1-0 Sun Belt) the win.

Still, there were numerous positives for the Panthers in their season opener.

"It's a disappointing loss, but to play that team the way we did and have the opportunity to win at the end, I'm very proud of our football team," head coach Shawn Elliott said. "I'm most disappointed that we didn't win because we had every opportunity to win the football game. I feel like we got worn down a little bit there in the second half, offensively and defensively, and some drives we didn't capitalize on like we should have. We had a chance to end it right there in regulation but we didn't finish the drive. I thought we had controlled the line of scrimmage for the most part of the game, and I thought we could do it there, but we came up short and had to punt it back to them."

"We got to overtime, and when you don't stick it in on that first drive, you've got to hold on tight," Elliott continued. "Hats off to them, they're a good football team and they played hard. It was a really good ball game, and I'm very proud of our players. Disappointed with the loss, but this Georgia State team has a chance to be a really good football team."

Georgia State jumped to a 14-0 lead early in the second quarter and took a 21-7 lead early in the third before Louisiana scored three straight touchdowns to take a 28-21 on a 2-yard scoring run by Trey Ragas with 11:54 to play.

But the Panthers answered with a 13-play, 75-yard drive directed by Cornelious Brown IV, the redshirt freshman making his first start under center. Brown hit senior Matlin Marshall for an 18-yard completion to the Louisiana 13-yard line, and then Coates carried three straight times for the touchdown and the tie.

After an exchange of punts, Louisiana took over at the GSU 45 with 2:39 to play, but the Panther defense held as Hardrick Willis and Jeffery Clark combined to sack a scrambling Levi Lewis on 4th-and-4.

Georgia State took over at the Louisiana 46 but couldn't convert on third down and had to punt and settle for overtime.

Coates was a workhorse throughout the game, tying the GSU record with 34 carries.

Brown completed 22 of 39 passes for 196 yards with one touchdown and one interception. He also rushed for 64 yards on 15 attempts, including a 12-yard scoring run that capped the Panthers' first touchdown drive and gave GSU a 7-0 lead with three minutes to play in the first quarter. After the GSU defense forced a punt, Brown engineered a 90-yard drive, hitting tight end Roger Carter for a 28-yard touchdown and a 14-0 advantage early in the second quarter.

Louisiana got on the board on Lewis' 18-yard TD pass to Chris Smith with 1:33 left in the second quarter and was driving again late in the half when Quavian White intercepted Lewis at the GSU 15-yard line to send the Panthers to locker room with a 14-7 lead.

Lewis was intercepted again on third play of the second half as linebacker Victor Heyward grabbed a tipped ball at the GSU 34 to set up another touchdown drive. Carter made a nice 25-yard reception down to the LA 4, and true freshman Marcus Carroll's 2-yard run put the Panthers' ahead 21-7 less than five minutes into the third quarter.

Elijah Mitchell led Ragin' Cajuns with 164 yards rushing and two touchdowns. Lewis was 21-for-37 for 279 yards and two scores.

On the first start for his quarterback, Elliott said, "I thought he managed our team very well. He took the opportunity in the run game when he had it and made positive yardage. He's going to learn from his mistakes, just like everyone else, and we're going to learn from our mistakes as coaches. I told everybody in that locker room that I'm damn proud to be their football coach. We would have liked to make another play to get that win, but it didn't happen today."

LOUISIANA.....	0	7	14	7	6	—	34
GEORGIA STATE.....	7	7	7	7	3	—	31

SCORING SUMMARY

1st	3:30	GSU - Brown, C. 12 yd run (Ruiz, Noel kick), 7-70	2:22
2nd	13:25	GSU - Carter, Roger 28 yd pass from Brown, C. (Ruiz, Noel kick), 10-90	2:53
	1:33	LA - Smith, Chris 18 yd pass from Lewis, Levi (Snyder, Nate kick), 9-80	1:43
3rd	10:49	GSU - Carroll, Marcus 2 yd run (Ruiz, Noel kick), 9-66	3:05
	6:15	LA - Lacy, Kyren 4 yd pass from Lewis, Levi (Snyder, Nate kick), 7-86	4:26
	3:02	LA - Mitchell, Elijah 59 yd run (Snyder, Nate kick), 5-77	2:16
4th	11:54	LA - Ragas, Trey 2 yd run (Snyder, Nate kick), 4-63	1:46
	7:37	GSU - Coates, Destin 4 yd run (Ruiz, Noel kick), 13-75	4:17
OT	1	GSU - Ruiz, Noel 25 yd field goal, 5-17	0:00
		LA - Mitchell, Elijah 12 yd run, 4-25	0:00

Attendance—4,126

TEAM STATISTICS	LA	GSU
FIRST DOWNS	23	26
RUSHES-YARDS (NET)	39-240	52-223
PASSING YDS (NET)	279	196
Passes Att-Comp-Int	37-21-2	39-22-1
TOTAL OFFENSE PLAYS-YARDS	76-519	91-419
Fumble Returns-Yards	0-0	0-0
Punt Returns-Yards	6-9	3-14
Kickoff Returns-Yards	4-83	1-22
Interception Returns-Yards	1-0	2-22
Punts (Number-Avg)	7-45.0	9-39.2
Fumbles-Lost	3-0	2-1
Penalties-Yards	4-54	6-38
Possession Time	29:50	30:10
Third-Down Conversions	3 of 14	8 of 20
Fourth-Down Conversions	1 of 2	0 of 0
Red-Zone Scores-Chances	4-4	4-4
Sacks By: Number-Yards	2-17	2-18

RUSHING

LA: Mitchell, Elijah 16-164; Ragas, Trey 8-44; Smith, Chris 9-26; Lewis, Levi 6-6.
 GSU: Coates, Destin 34-150; Brown, C. 15-64; Gregg, Tucker 1-5; Carroll, Marcus 2-4.

PASSING

LA: Lewis, Levi 21-37-2-279.
 GSU: Brown, C. 22-39-1-196.

RECEIVING

LA: Fleming, Dontae 4-81; LeBlanc, Peter 4-48; Lacy, Kyren 3-57; Smith, Chris 3-29; Williams, Jalen 2-23; Mitchell, Elijah 2-4; Pauley, Devon 1-19; Lumpkin, Johnny 1-10; Bergeron, Hunter
 GSU: Dixon, Terrance 4-34; Pinckney, Sam 4-21; Coates, Destin 4-21; Carter, Roger 2-53; McCoy, C. 2-15; Thrash, Jamari 2-10; Payne, Aubry 2-5; Thompson, C. 1-19; Marshall, M. 1-18.

INTERCEPTIONS

LA: Garner, Mekhi 1-0.
 GSU: White, Quavian 1-14; Heyward, Victor 1-8.

GEORGIA STATE 49, EAST CAROLINA 29

Game 2: Oct. 3, 2020 • 12 p.m. (ESPN2)
Center Parc Stadium • Atlanta, Ga.

Cornelius Brown IV passed for 238 yards and three touchdowns, two of them to Sam Pinckney, as Georgia State scored 35 first-half points en route to a 49-29 win over East Carolina Saturday at Center Parc Stadium.

The Georgia State (1-1) defense did not allow a touchdown as the Pirates' three touchdowns came on a pick-six, a fake field goal and a blocked punt. The Panthers held ECU (0-2) to 292 total yards, including just 50 yards rushing, the fewest rushing yards allowed by the GSU defense since holding WKU to a school-record minus-2 yards in the 2017 AutoNation Cure Bowl and the third-lowest total overall.

The defense came up with three interceptions, highlighted by a pick-six by redshirt freshman Antavious Lane, along with nine tackles behind the line of scrimmage, including four sacks, as well as eight pass breakups.

"I think our defense was phenomenal today," head coach Shawn Elliott said. "We just put the pressure on them all day long. It seemed like they had no answer for our defensive line and our pressure. It was fun to see. Even when we struggled offensively in the third quarter, the defense continued to pick us up. Just a phenomenal day on their part."

Pinckney finished with a career-high 134 yards on seven catches, including scoring plays of 38 and 13 yards.

The Panthers piled up 248 of their 486 yards on the ground, including a second straight 100-yard effort by Destin Coates (115 yards, 2 TD) and 78 yards rushing on just three carries by slot receiver Terrance Dixon.

Georgia State's 35 first-half points are a program record for points in a half. After East Carolina scored on Warren Saba's 28-yard interception return on the first play of the game, the Panthers reeled off four straight touchdowns and took a 35-13 lead into the locker room.

The Panthers responded immediately to their game-opening miscue as Brown directed a 5-play, 75-yard scoring drive in just 1:24, capped by Coates' 13-yard touchdown run. After the defense forced a three-and-out, Georgia State needed just 23 seconds to take the lead for good. Coates rushed 23 yards to the ECU 28, and then Brown hit Pinckney for a 38-yard touchdown, and the Panthers led 14-7 just four minutes into the game.

"You throw a pick-six on the first play of the game, but no one on that sideline blinked an eye, and that was great to see from our team, and especially from our young quarterback" Elliott said.

Another three-and-out for the GSU defense, and another Panther touchdown followed. This drive covered 61 yards on nine plays, capped by Brown's 22-yard TD pass to Jamari Thrash for a 21-7 lead.

Georgia State started the second quarter with a 77-yard scoring drive on which Tucker Gregg covered the four yards for his first touchdown of the season and a 28-7 advantage with 12:45 to play in the half.

After an ECU field goal, the Panthers next score was set up by Trajan Stephens-McQueen's interception at the ECU 44. Brown found Cornelius McCoy for 26 yards to the 18, and three plays later he hit Pinckney for the 13-yard touchdown with five minutes left in the half.

The GSU offense endured a sluggish third

quarter, including two turnovers, but the defense allowed just one field goal as the Panthers led 35-16 going into the final period.

That's when Lane, the redshirt freshman safety, stepped in front of Holton Ahlers' pass at the ECU 34-yard line and raced to the end zone, giving the Panthers a 42-16 advantage.

East Carolina made things interesting with consecutive touchdowns on a fake field goal, which resulted in a 31-yard scoring run, and then a blocked punt that was returned for a 29-yard TD, pulling within 42-29.

But the GSU defense came up with one more big stop, holding ECU on 4th-and-9 at their own 38-yard line with three minutes to play. The Panthers added their final score on Coates' 5-yard touchdown run.

EAST CAROLINA.....	7	6	3	13	—	29
GEORGIA STATE.....	21	14	0	14	—	49

SCORING SUMMARY

1st 14:54	ECU - Saba, Warren 28 yd interception return (Verity, Jake kick)
13:30	GSU - Coates, Destin 13 yd run (Ruiz, Noel kick), 5-75 1:24
11:02	GSU - Pinckney, Sam 38 yd pass from Brown, C. (Ruiz, Noel kick), 2-61 0:23
7:19	GSU - Thrash, Jamari 22 yd pass from Brown, C. (Ruiz, Noel kick), 9-61 3:07
2nd 12:45	GSU - Gregg, Tucker 4 yd run (Ruiz, Noel kick), 7-77 3:03
7:44	ECU - Verity, Jake 34 yd field goal, 11-57 5:01
5:26	GSU - Pinckney, Sam 13 yd pass from Brown, C. (Ruiz, Noel kick), 5-44 1:37
0:00	ECU - Verity, Jake 40 yd field goal, 13-54 5:26
3rd 0:05	ECU - Verity, Jake 48 yd field goal, 7-29 3:09
4th 1 3:12	GSU - Lane, Antavious 34 yd interception return (Ruiz, Noel kick)
10:30	ECU - Snead, Tyler 31 yd run (Verity, Jake kick), 7-65 2:42
8:07	ECU - Proehl, Blake 29 yd blocked punt return (Verity, Jake kick failed)
0:23	GSU - Coates, Destin 5 yd run (Ruiz, Noel kick), 6-37 2:38
Attendance—3,823	

TEAM STATISTICS	ECU	GSU
FIRST DOWNS	19	21
RUSHES-YARDS (NET)	26-50	44-247
PASSING YDS (NET)	236	238
Passes Att-Comp-Int	52-29-3	28-18-2
TOTAL OFFENSE PLAYS-YARDS	78-286	72-485
Fumble Returns-Yards	1-(-3)	0-0
Punt Returns-Yards	2-55	0-0
Kickoff Returns-Yards	6-99	0-0
Interception Returns-Yards	2-28	3-33
Punts (Number-Avg)	6-39.7	6-35.7
Fumbles-Lost	0-0	3-1
Penalties-Yards	11-97	9-92
Possession Time	33:05	26:55
Third-Down Conversions	5 of 17	7 of 15
Fourth-Down Conversions	1 of 3	0 of 0
Red-Zone Scores-Chances	2-2	5-5
Sacks By: Number-Yards	0-0	4-25

RUSHING

ECU: Snead, Tyler 1-31; Hayden, Chase 7-20; Garcia, Mason 1-10; Pinnix, Darius 6-1; Harris, Rahjai 4-1; Mitchell, Ktn 1-0; Ahlers, Holton 6-minus 13.
GSU: Coates, Destin 23-113; Dixon, Terrance 3-78; Brown, C. 6-26; Carroll, Marcus 8-25; Gregg, Tucker 4-5.

PASSING

ECU: Ahlers, Holton 29-50-3-236; Garcia, Mason 0-2-0-0.
GSU: Brown, C. 18-28-2-238.

RECEIVING

ECU: Snead, Tyler 11-105; Proehl, Blake 11-83; Omotosho, Audie 2-16; Lewis, Jeremy 2-15; Calhoun, Shane 1-23; Johnson, C.J. 1-0; Harris, Rahjai 1-minus 6.

GSU: Pinckney, Sam 7-134; McCoy, C. 7-59; Dixon, Terrance 2-16; Thrash, Jamari 1-22; Payne, Aubry 1-7.

INTERCEPTIONS

ECU: SABA, Warren 1-28; McMillian, Ja'Q 1-0.

GSU: Lane, Antavious 1-34; Stephens-McQueen 1-0; White, Quavian 1-minus 1.

ARKANSAS STATE 59, GEORGIA STATE 52

Game 3: Thur., Oct. 15, 2020 • 7:30 p.m. (ESPN)
Centennial Bank Stadium • Jonesboro, Ark.

In one of the highest scoring games in Sun Belt Conference annals, Georgia State and Arkansas State combined for 111 points and 1,192 yards of offense, but it was a late touchdown by the Red Wolves that gave the home team a 59-52 win over the Panthers in an ESPN Thursday night game at Centennial Bank Stadium.

Redshirt-freshman quarterback Cornelious Brown IV passed for 314 yards and three touchdowns, all to sophomore Sam Pinckney, and rushed for 83 yards and two more scores for the Panthers. His five touchdowns responsible for tied the GSU record.

Pinckney finished with six catches for a career-high 146 yards, and his three touchdown catches are one shy of the school record. It was the second-straight 100-yard game for Pinckney, who has caught five TDs in the last two games.

With GSU playing without the Sun Belt's leading rusher Destin Coates and top wide receiver Cornelius McCoy, junior Tucker Gregg stepped up with 14 rushes for 142 yards, breaking the century mark for the first time in his career on his 21st birthday.

"Sam and Tucker were workhorses tonight," head coach Shawn Elliott said. "The great thing about us offensively is that we spread the ball around to a number of people. If one guy goes down, we feel like we have another guy right there who can step up."

The Panthers (1-2, 0-2 Sun Belt) rushed for 269 yards as part of their 583 total yards of offense.

"It's a disappointing loss," Elliott said. "The effort is there. We played our hearts out against a good Arkansas State team and came up short. We're dealing with situations we have no control over, and you have to roll with the punches. Tonight we were short a few players and a coach (defensive coordinator Nate Fuqua) and came out on the short end of things."

Arkansas State (3-2, 1-1) was led by the quarterback combo of Layne Hatcher and Logan Bonner. Hatcher finished 21-of-28 for 332 yards and four touchdowns, while Bonner went 18-of-28 for 197 yards and three TD passes.

The Red Wolves scored the winning touchdown on a trick play, with Rashauud Paul hitting Lincoln Pare for a 22-yard touchdown pass on a reverse with 4:23 to play.

The Panthers drove to the Arkansas State 41, but Brown's fourth-down pass was just out of Pinckney's reach down the right sideline with two minutes left.

Jonathan Adams led the Red Wolves' receivers with 15 catches for 177 yards and two TD catches, while Dahu Green added nine catches for 172 yards and a pair of scores.

Arkansas State took an early 7-0 lead just over two minutes into the game on a 3-yard pass from Logan Bonner to Tyler Reed, set up by a fumbled snap on a GSU punt.

The Panthers used a school-record 99-yard drive to the game 7-7 with 4:34 in the first quarter. After taking over on the 1-yard line, Gregg burst free for a 56-yard run, and Brown capped the drive with a spectacular 35-yard run on which he dove for the pylon and the touchdown.

After an Arkansas State touchdown, Georgia State tied the game early in the second quarter as defensive end Jordan Strachan stripped Bonner and Blake Carroll scooped up the fumble and returned it 74 yards for a touchdown. It was the first fumble returned for a touchdown since Chandon Sullivan returned one against Georgia Southern in 2017. It was the second-longest fumble recovered for a touchdown in program history, only trailing Robert Ferguson's 88-yard return against ULM in 2013.

Bonner once again gave Arkansas State the lead with a 42-yard touchdown pass to Jonathan Adams with six minutes to play in the half. Brown answered with an 11-yard touchdown run just 90 seconds later, knotting the game at 21 with four minutes to play in the first half.

Hatcher found Green again for a 20-yard touchdown completion with 48 seconds remaining in the half to go ahead 28-21. However, the Panthers had enough time answer remaining as Brown found Pinckney on a 21-yard scoring pass to send the teams into the locker room tied at 28-all.

Pinckney gave the Panthers their first lead of the game just 90 seconds into the second half on a 36-yard completion from Brown, set up by a fourth-down stop by the GSU defense.

The Red Wolves scored touchdowns on consecutive possessions to take a 42-35 lead, but Gregg's 7-yard touchdown run tied the game at 42-42 with 4:44 to play in the third quarter.

After Blake Grupe kicked a 39-yard field goal to give Arkansas State a 45-42 lead, Pinckney caught his third touchdown catch of the game six seconds into the fourth quarter, a 31-yard completion from Brown, to give GSU a 49-45 lead.

Hatcher found Jonathan Adams on a 32-yard completion as the Red Wolves went back ahead 52-49 with 12:40 to play.

After a 29-yard field goal by Noel Ruiz tied the game at 52-52, Arkansas State took the lead for good on Paul's touchdown pass to Pare.

GEORGIA STATE.....	7	21	14	10	—	52
ARKANSAS STATE	14	14	17	14	—	59

SCORING SUMMARY

1st 12:58	ASU - Tyler, Reed 3 yd pass from Bonner, Logan (Grupe, Blake kick), 3-5 0:50
4:34	GSU - Brown, C. 35 yd run (Ruiz, Noel kick), 5-99 1:48
3:20	ASU - Green, Dahu 49 yd pass from Hatcher, Layne (Grupe, Blake kick), 3-66 1:03
2nd 12:11	GSU - Carroll, Blake 74 yd fumble recovery (Ruiz, Noel kick)
6:00	ASU - Adams, Jonathan 42 yd pass from Bonner, Logan (Grupe, Blake kick), 7-81 2:03
4:29	GSU - Brown, C. 11 yd run (Ruiz, Noel kick), 4-75 1:31
0:48	ASU - Green, Dahu 20 yd pass from Hatcher, Layne (Grupe, Blake kick), 11-75 3:41
0:14	GSU - Pinckney, Sam 21 yd pass from Brown, C. (Ruiz, Noel kick), 5-75 0:34
3rd 13:30	GSU - Pinckney, Sam 36 yd pass from Brown, C. (Ruiz, Noel kick), 2-39 0:30
8:21	ASU - Bowling, B. 16 yd pass from Bonner, Logan (Grupe, Blake kick), 11-75 5:09
6:21	ASU - Pare, Lincoln 8 yd pass from Hatcher, Layne (Grupe, Blake kick), 3-53 0:46
0:44	GSU - Gregg, Tucker 7 yd run (Ruiz, Noel kick), 6-75 1:37
2:36	ASU - Grupe, Blake 39 yd field goal, 8-51 2:05
4th 14:54	GSU - Pinckney, Sam 31 yd pass from Brown, C. (Ruiz, Noel kick), 10-75 2:42
12:40	ASU - Adams, Jonathan 32 yd pass from Hatcher, Layne (Grupe, Blake kick), 8-85 2:05
6:55	GSU - Ruiz, Noel 29 yd field goal, 9-60 3:29
4:23	ASU - Pare, Lincoln 22 yd pass from Paul, Rashauud (Grupe, Blake kick), 6-75 2:32

Attendance—5,496

TEAM STATISTICS	GSU	ASU
FIRST DOWNS	25	34
RUSHES-YARDS (NET)	41-269	39-58
PASSING YDS (NET)	314	551
Passes Att-Comp-Int	35-18-0	57-40-0
TOTAL OFFENSE PLAYS-YARDS	76-583	96-609
Fumble Returns-Yards	1-74	0-0
Punt Returns-Yards	0-0	1-9
Kickoff Returns-Yards	1-18	4-69
Interception Returns-Yards	0-0	0-0
Punts (Number-Avg)	5-33.6	4-42.0
Fumbles-Lost	3-1	2-1
Penalties-Yards	10-96	8-91
Possession Time	24:19	35:41
Third-Down Conversions	5 of 15	6 of 17
Fourth-Down Conversions	1 of 4	3 of 4
Red-Zone Scores-Chances	3-4	4-5
Sacks By: Number-Yards	5-28	0-0

RUSHING

GSU: Gregg, Tucker 14-142; Brown, C. 13-83; Williams, J. 6-44; Paige, Seth 5-13; Dixon, Terrance 2-11; TEAM 1-minus 24.
 ASU: Jones, Jamal 13-41; Pare, Lincoln 10-22; Bonner, Logan 6-15; Azubuike, I. 3-0; TEAM 3-minus 6; Hatcher, Layne 4-minus 14.

PASSING

GSU: Brown, C. 18-35-0-314.
 ASU: Bonner, Logan 18-28-0-197; Hatcher, Layne 21-28-0-332; Paul, Rashaud 1-1-0-22.

RECEIVING

GSU: Pinckney, Sam 6-146; Carter, Roger 2-35; Thompson, C. 2-18; Payne, Aubry 2-11; Gregg, Tucker 2-10; Thrash, Jamari 1-57; Dixon, Terrance 1-15; Ifedi, Jonathan 1-14; Paige, Seth 1-8.
 ASU: Adams, Jonathan 15-177; Green, Dahu 9-172; Bowling, B. 6-91; Tyler, Reed 3-29; Rucker, Corey 2-40; Pare, Lincoln 2-30; Jones, Jamal 1-7; Amos, Giles 1-5; Azubuike, I. 1-0.

INTERCEPTIONS

None.

GEORGIA STATE 36, TROY 34

Game 4: Oct. 24, 2020 • 4 p.m. ET (ESPN)
Veterans Memorial Stadium • Troy, Ala.

Roger Carter caught a pair of touchdowns from redshirt-freshman quarterback Cornelious Brown IV and Georgia State survived with a 36-34 win over Troy on Saturday at Veterans Memorial Stadium.

Georgia State (2-2, 1-2 Sun Belt) topped Troy (3-2, 1-1 Sun Belt) for a second-straight season and won for the first time on Troy's home field, but the win wasn't secure until the very end.

"What a contest – the fight, the finish. I'm really proud of them," head coach Shawn Elliott said. "We're playing on the road in the Sun Belt Conference and we found a way to win the game. That's what's most important."

Troy's Jacob Free, replacing the injured Gunnar Watson, found Reggie Todd on an 11-yard touchdown reception with 37 seconds to play, but the Trojans missed the two-point conversion that would have tied the game as Free's pass was incomplete out of the end zone.

Troy appeared to recover the ensuing on-sides kick, but video review showed that the ball did not travel 10 yards before the Trojans touched it.

Brown went 20-of-30 for 169 yards and two touchdowns, both to Carter, who finished with seven catches for 72 yards. On the ground, Destin Coates led the rushing attack with 25 rushes for 115 yards, while Tucker Gregg ran 10 times for 67 yards and a touchdown.

Trailing 21-10 with 5:29 to go in the second quarter, Georgia State scored 23-straight points and never trailed again.

Led by outside linebacker Jordan Strachan, the Georgia State defense allowed just 40 yards

rushing, the second lowest figure in school history (the GSU record is minus-2 yards vs. WKU in the 2017 AutoNation Cure Bowl).

Strachan, the junior from Kingsland, Ga., had 2.5 sacks, two fumble recoveries, and a forced fumble to go along with four tackles. He returned one fumble 63 yards to the GSU 20, and the other one came in the pivotal third quarter as he sacked Troy quarterback Jacob Free to force the fumble and recovered at the Troy 8-yard line. Four plays later, Brown scored from two yards out to put the Panthers up 33-21 with four minutes left in the third quarter.

The GSU defense also came up with interceptions by Antavious Lane, his second of the season, and Cameron Sims, both redshirt freshman.

Free finished 24-of-38 for 329 yards and two touchdowns for the Trojans but was also intercepted twice. Watson finished 8-of-10 for 78 yards before missing the rest of the game.

Georgia State scored on its first possession in the third-straight game as Brown hit Carter in the back of the end zone to give the Panthers an early 7-0 lead.

The Trojans tied the game with 58 seconds to play in the opening quarter as Watson found Khalil McClain for a 10-yard strike.

After Noel Ruiz drilled a 46-yard field goal to give Georgia State a 10-7 lead, Troy's defense scored on back-to-back possessions. Reddy Steward intercepted Brown and returned it 34 yards for a touchdown to give Troy a 14-10 lead. Just 38 seconds later, Shakel Brown picked up a Cornelious Brown fumble and returned it 21 yards to put the Trojans ahead 21-10 with 5:29 remaining in the second quarter.

Ruiz made his second field goal of the game, a 31-yard attempt, with 39 seconds to play in the second quarter to send the Panthers into the locker room trailing 21-13.

Troy drove to the GSU 8-yard line early in the third quarter when Lane picked off Free in the endzone, grabbing a ball that was tipped by cornerback Jaylon Jones early and returned it to the GSU 42-yard line.

Seven plays later Tucker Gregg rushed 27 yards for a touchdown and following the Ruiz extra point, the Panthers trailed by just one.

Brown found Carter again for a 36-yard touchdown to give Georgia State a 27-21 lead with 6:05 to play in the third quarter. It was Carter's ninth career touchdown reception.

On the next possession, Strachan forced Free to fumble and less than a minute later, Brown rushed two yards for a touchdown to put the Panthers ahead 33-21.

Free found A.J. Lewis for Troy's first offensive points since the first quarter with 13:29 to play in the game, cutting Georgia State's lead to 33-28.

Ruiz added his third field goal of the game, a 37-yard attempt, to push the lead back to eight with 6:54 to play.

Freshman Cameron Sims intercepted Free with just under six minutes to play, but the Trojans would get the ball back on a fumble and score a touchdown to pull within two. Then Free's two-point pass was incomplete.

"It's the maturation of a football team that believes they can win," Elliott said. "They kept believing. We gave up the touchdown but not the two-point conversion. Tonight, it didn't matter what the situation was, we stood tall."

GEORGIA STATE.....	7	6	20	3	—	36
TROY	7	14	0	13	—	34

SCORING SUMMARY

1st 10:23 GSU - Carter, Roger 4 yd pass from Brown, C. (Ruiz, Noel kick), 11-75 4:37
 0:58 TROY - McClain, Khalil 10 yd pass from Watson, Gunnar (Legassey, Evan kick), 8-87 3:04
 2nd 10:55 GSU - Ruiz, Noel 46 yd field goal, 11-47 5:03
 6:07 TROY - Steward, Reddy 35 yd interception return (Legassey, Evan kick)
 5:29 TROY - Brown, Shakel 21 yd fumble recovery (Legassey, Evan kick)
 0:39 GSU - Ruiz, Noel 31 yd field goal, 10-62 4:50
 3rd 9:02 GSU - Gregg, Tucker 27 yd run (Ruiz, Noel kick), 7-58 2:34
 6:05 GSU - Carter, Roger 36 yd pass from Brown, C. (Ruiz, Noel kick blocked), 6-72 2:01
 4:24 GSU - Brown, C. 2 yd run (Ruiz, Noel kick), 3-8 0:50
 4th 13:29 TROY - Lewis, A.J. 2 yd pass from Free, Jacob (Legassey, Evan kick), 4-52 1:20
 6:54 GSU - Ruiz, Noel 37 yd field goal, 14-55 6:35
 0:37 TROY - Todd, Reggie 11 yd pass from Free, Jacob (Free, Jacob pass failed), 7-47 0:43

Attendance—12,000

TEAM STATISTICS	GSU	TROY
FIRST DOWNS	23	23
RUSHES-YARDS (NET)	56-210	19-40
PASSING YDS (NET)	169	407
Passes Att-Comp-Int	30-20-1	48-32-2
TOTAL OFFENSE PLAYS-YARDS	86-379	67-447
Fumble Returns-Yards	1-63	2-39
Punt Returns-Yards	0-0	1-5
Kickoff Returns-Yards	0-0	7-142
Interception Returns-Yards	2-59	1-35
Punts (Number-Avg)	4-37.0	4-40.8
Fumbles-Lost	2-2	2-2
Penalties-Yards	6-76	7-61
Possession Time	37:42	22:18
Third-Down Conversions	8 of 19	3 of 10
Fourth-Down Conversions	2 of 2	1 of 2
Red-Zone Scores-Chances	4-4	3-6
Sacks By: Number-Yards	3-23	1-8

RUSHING

GSU: Coates, Destin 25-115; Gregg, Tucker 10-67; Williams, J. 8-26; Brown, C. 10-13; Dixon, Terrance 2-minus 5; TEAM 1-minus 6.
 TROY: Vidal, Kimani 7-24; Smith, B.J. 6-20; McClain, Khalil 1-12; Woods, J. 1-7; Watson, Gunnar 1-0; Free, Jacob 3-minus 23.

PASSING

GSU: Brown, C. 20-30-1-169.
 TROY: Free, Jacob 24-38-2-329; Watson, Gunnar 8-10-0-78.

RECEIVING

GSU: Carter, Roger 7-72; Pinckney, Sam 5-53; Coates, Destin 4-26; Ifedi, Jonathan 3-10; Dixon, Terrance 1-8.
 TROY: Todd, Reggie 8-130; Geiger, Kaylon 5-88; McClain, Khalil 5-65; Smith, B.J. 4-39; Eafford, Tray 3-19; Woods, J. 2-18; Johnson, Tez 2-13; Rogers, Marcus 1-31; Lewis, A.J. 1-2; Vidal, Kimani 1-2.

INTERCEPTIONS

GSU: Lane, Antavious 1-42; Sims, Cameron 1-17.
 TROY: Steward, Reddy 1-35

COASTAL CAROLINA 51, GEORGIA STATE 0

Game 5: Oct. 31, 2020 • 12 p.m. (ESPN)
Center Parc Stadium • Atlanta, Ga.

Georgia State fell to No. 20 Coastal Carolina, which improved to 6-0 with a 51-0 victory Saturday at Centre Parc Stadium.

Georgia State (2-3, 1-3 Sun Belt) struggled in all three phases. GSU entered the game as one of the nation's top scoring teams but was shut out for the first time since a 2017 loss at No. 5 Penn State. Georgia State managed just 106 yards of offense as the Panthers hurt themselves by committing two turnovers, allowing three sacks and misplaying three kickoff returns.

Quarterback Cornelious Brown IV completed just six of 10 passes for 30 yards with one interception. Destin Coates managed 56 yards rushing on 11 carries.

Coastal Carolina (6-0, 4-0 Sun Belt) quarterback Grayson McCall passed for 254 yards and four touchdown passes. C.J. Marable led a balanced rushing attack that gained 250 yards.

"It was a disappointing day from our coaching staff to our players to everyone involved, and it's unacceptable, head coach Shawn Elliott said.

"It's going to take some searching to figure out exactly where it went wrong. From the opening play, we went out there and lined up wrong," he continued.

"It has a lot to do with a very good Coastal Carolina team that came in here really focused with a mentality to win, and they certainly did that, but it's very disappointing."

GSU took the opening kickoff and moved down the field into Coastal Carolina territory, looking to score on its possession for the fourth straight game, but the Panthers had to settle for a 47-yard field goal attempt that hit the upright.

Coastal Carolina answered with a touchdown by converting 4 th-and-7 at the GSU 35-yard line into a McCall touchdown pass to Jaivon Heiligh.

The score was just 7-0 after one quarter, but the Chanticleers scored 27 points in the second quarter by capitalizing on GSU mistakes.

COASTAL CAROLINA	7	27	14	3	—	51
GEORGIA STATE.....	0	0	0	0	—	0

SCORING SUMMARY

1st 8:14 CCU - Heiligh, J. 35 yd pass from McCall, G. (Biscardi, M. kick), 6-70 2:46
 2nd 11:39 CCU - Marable, CJ 18 yd pass from McCall, G. (Biscardi, M. kick), 7-71 3:41
 10:39 CCU - White, R. 13 yd run (Biscardi, M. kick failed), 2-26 0:41
 6:32 CCU - Heiligh, J. 10 yd pass from McCall, G. (Biscardi, M. kick), 5-52 2:09
 0:50 CCU - McCall, G. 2 yd run (Biscardi, M. kick), 10-48 4:25
 3rd 9:12 CCU - Marable, CJ 2 yd run (Biscardi, M. kick), 10-65 5:48
 3:33 CCU - Brown, K. 12 yd pass from McCall, G. (Biscardi, M. kick), 7-49 3:20
 4th 13:57 CCU - Biscardi, M. 24 yd field goal, 7-44 3:05
 Attendance-3,642

TEAM STATISTICS	CCU	GSU
FIRST DOWNS	30	5
RUSHES-YARDS (NET)	47-250	28-76
PASSING YDS (NET)	280	30
Passes Att-Comp-Int	29-21-0	12-6-1
TOTAL OFFENSE PLAYS-YARDS	76-530	40-106
Fumble Returns-Yards	0-0	0-0
Punt Returns-Yards	2-10	0-0
Kickoff Returns-Yards	0-0	5-74
Interception Returns-Yards	1-0	0-0
Punts (Number-Avg)	1-15.0	6-42.8
Fumbles-Lost	1-1	5-1
Penalties-Yards	1-6	4-50
Possession Time	41:04	18:56
Third-Down Conversions	7 of 11	1 of 10
Fourth-Down Conversions	2 of 2	1 of 2
Red-Zone Scores-Chances	7-8	0-0
Sacks By: Number-Yards	3-14	0-0

RUSHING

CCU: Marable, CJ 10-71; White, R. 7-47; Jones, S. 10-43; Connelly, I. 6-23; Pinson, B. 2-19; McCall, G. 6-15; Mobley, T. 1-13; Payton, F. 1-11; Guest, J. 1-6; Bennett, B. 2-4; TEAM 1-minus 2.
 GSU: Coates, Destin 11-56; Gregg, Tucker 5-8; Williams, J. 3-6; Carroll, Marcus 1-3; Brown, C. 8-3..

PASSING

CCU: McCall, G. 18-24-0-254; Payton, F. 2-4-0-19; Guest, J. 1-1-0-7.
 GSU: Brown, C. 6-10-1-30; Colasurdo, M. 0-2-0-0.

RECEIVING

CCU: Heiligh, J. 5-81; Denmark, S. 3-57; Latushko, G. 3-43; Marable, CJ 3-29; Brown, K. 2-30; Likely, I. 1-11; Pinson, B. 1-10; Jones, S. 1-9; McCarthy, C. 1-7; Mobley, T. 1-3.
 GSU: Pinckney, Sam 2-15; Coates, Destin 2-11; Dixon, Terrance 1-8; Ifedi, Jonathan 1-minus 4.

INTERCEPTIONS

CCU: Kelly, S. 1-0. GSU: None.

2020 GEORGIA STATE FOOTBALL
Georgia State Game Results (as of Oct 31, 2020)
All games

Date	Opponent		Score	Overall	Conference	Time	Attend
* Sep 19, 2020	#19 LOUISIANA	Lo	31-34	0-1	0-1	3:43	4126
Oct 03, 2020	EAST CAROLINA	W	49-29	1-1	0-1	3:28	3823
* Oct 15, 2020	at Arkansas State	L	52-59	1-2	0-2	4:12	5496
* Oct 24, 2020	at Troy	W	36-34	2-2	1-2	3:40	12000
* Oct 31, 2020	#20 COASTAL CAROLINA	L	0-51	2-3	1-3	2:53	3642

2020 GEORGIA STATE FOOTBALL
Georgia State Overall Team Statistics (as of Oct 31, 2020)
All games

Team Statistics	GSU	OPP
SCORING	168	207
Points Per Game	33.6	41.4
Points Off Turnovers	42	54
FIRST DOWNS	100	129
Rushing	46	33
Passing	43	83
Penalty	11	13
RUSHING YARDAGE	1025	638
Yards gained rushing	1134	765
Yards lost rushing	109	127
Rushing Attempts	221	170
Average Per Rush	4.6	3.8
Average Per Game	205.0	127.6
TDs Rushing	11	7
PASSING YARDAGE	947	1753
Comp-Att-Int	84-144-5	143-223-7
Average Per Pass	6.6	7.9
Average Per Catch	11.3	12.3
Average Per Game	189.4	350.6
TDs Passing	9	17
TOTAL OFFENSE	1972	2391
Total Plays	365	393
Average Per Play	5.4	6.1
Average Per Game	394.4	478.2
KICK RETURNS: #-Yards	7-114	21-393
PUNT RETURNS: #-Yards	3-14	12-88
INT RETURNS: #-Yards	7-114	5-63
KICK RETURN AVERAGE	16.3	18.7
PUNT RETURN AVERAGE	4.7	7.3
INT RETURN AVERAGE	16.3	12.6
FUMBLES-LOST	15-6	8-4
PENALTIES-Yards	35-352	31-309
Average Per Game	70.4	61.8
PUNTS-Yards	30-1140	22-899
Average Per Punt	38.0	40.9
Net punt average	34.4	39.3
KICKOFFS-Yards	31-1751	35-1800
Average Per Kick	56.5	51.4
Net kick average	41.4	41.0
TIME OF POSSESSION/Game	27:36	32:24
3RD-DOWN Conversions	29/79	24/69
3rd-Down Pct	37%	35%
4TH-DOWN Conversions	4/8	8/13
4th-Down Pct	50%	62%
SACKS BY-Yards	14-94	6-39
MISC YARDS	0	0
TOUCHDOWNS SCORED	22	28
FIELD GOALS-ATTEMPTS	5-8	5-7
ON-SIDE KICKS	0-0	0-1
RED-ZONE SCORES	(16-17) 94%	(20-25) 80%
RED-ZONE TOUCHDOWNS	(12-17) 71%	(17-25) 68%
PAT-ATTEMPTS	(21-22) 95%	(24-26) 92%
ATTENDANCE	11591	17496
Games/Avg Per Game	3/3864	2/8748
Neutral Site Games		0/0

Score by Quarters	1st	2nd	3rd	4th	OT	Total
Georgia State	42	48	41	34	3	168
Opponents	35	68	48	50	6	207

2020 GEORGIA STATE FOOTBALL
Georgia State Overall Individual Statistics (as of Oct 31, 2020)
All games

Rushing	gp	att	gain	loss	net	avg	td	lg	avg/g
Coates, Destin	4	93	447	13	434	4.7	3	23	108.5
Gregg, Tucker	5	34	232	5	227	6.7	3	56	45.4
Brown, C.	5	52	242	53	189	3.6	4	35	37.8
Dixon, Terrance	5	7	89	5	84	12.0	0	43	16.8
Williams, J.	4	17	77	1	76	4.5	0	24	19.0
Carroll, Marcus	5	11	32	0	32	2.9	1	6	6.4
Paige, Seth	1	5	15	2	13	2.6	0	6	13.0
TEAM	3	2	0	30	-30	-15.0	0	0	-10.0
Total	5	221	1134	109	1025	4.6	11	56	205.0
Opponents	5	170	765	127	638	3.8	7	59	127.6

Passing	gp	effic	comp-att-int	pct	yds	td	lg	avg/g
Brown, C.	5	129.05	84-142-5	59.2	947	9	57	189.4
Colasurdo, M.	1	0.00	0-2-0	0.0	0	0	0	0.0
Total	5	127.26	84-144-5	58.3	947	9	57	189.4
Opponents	5	149.04	143-223-7	64.1	1753	17	49	350.6

Receiving	gp	no.	yds	avg	td	lg	avg/g
Pinckney, Sam	5	24	369	15.4	5	46	73.8
Carter, Roger	5	11	160	14.5	3	36	32.0
Coates, Destin	4	10	58	5.8	0	11	14.5
Dixon, Terrance	5	9	81	9.0	0	15	16.2
McCoy, C.	2	9	74	8.2	0	26	37.0
Payne, Aubry	4	5	23	4.6	0	7	5.8
Ifedi, Jonathan	5	5	20	4.0	0	14	4.0
Thrash, Jamari	5	4	89	22.2	1	57	17.8
Thompson, C.	5	3	37	12.3	0	19	7.4
Gregg, Tucker	5	2	10	5.0	0	7	2.0
Marshall, M.	5	1	18	18.0	0	18	3.6
Paige, Seth	1	1	8	8.0	0	8	8.0
Total	5	84	947	11.3	9	57	189.4
Opponents	5	143	1753	12.3	17	49	350.6

Punt Returns	no.	yds	avg	td	lg
White, Quavian	2	17	8.5	0	12
Dixon, Terrance	1	-3	-3.0	0	0
Total	3	14	4.7	0	12
Opponents	12	88	7.3	1	29

Interceptions	no.	yds	avg	td	lg
White, Quavian	2	13	6.5	0	14
Lane, Antavious	2	76	38.0	1	42
Sims, Cameron	1	17	17.0	0	17
StephensMcQueen	1	0	0.0	0	0
Heyward, Victor	1	8	8.0	0	8
Total	7	114	16.3	1	42
Opponents	5	63	12.6	2	35

Kick Returns	no.	yds	avg	td	lg
Dixon, Terrance	3	31	10.3	0	31
White, Quavian	3	66	22.0	0	26
Williams, J.	1	17	17.0	0	17
Total	7	114	16.3	0	31
Opponents	21	393	18.7	0	42

Fumble Returns	no.	yds	avg	td	lg
Strachan, J.	1	63	63.0	0	63
Carroll, Blake	1	74	74.0	1	74
Total	2	137	68.5	1	74
Opponents	3	36	12.0	1	21

2020 GEORGIA STATE FOOTBALL
Georgia State Overall Individual Statistics (as of Oct 31, 2020)
All games

Scoring	td	fg	PAT				dxp	saf	pts
			kick	rush	rcv	pass			
Ruiz, Noel	-	5-8	21-22	-	-	-	-	-	36
Pinckney, Sam	5	-	-	-	-	-	-	-	30
Brown, C.	4	-	-	-	-	-	-	-	24
Carter, Roger	3	-	-	-	-	-	-	-	18
Coates, Destin	3	-	-	-	-	-	-	-	18
Gregg, Tucker	3	-	-	-	-	-	-	-	18
Carroll, Marcus	1	-	-	-	-	-	-	-	6
Carroll, Blake	1	-	-	-	-	-	-	-	6
Thrash, Jamari	1	-	-	-	-	-	-	-	6
Lane, Antavious	1	-	-	-	-	-	-	-	6
Total	22	5-8	21-22	-	-	-	-	-	168
Opponents	28	5-7	24-26	-	-	0-1	-	-	207

Total Offense	g	plays	rush	pass	total	avg/g
Brown, C.	5	194	189	947	1136	227.2
Coates, Destin	4	93	434	0	434	108.5
Gregg, Tucker	5	34	227	0	227	45.4
Dixon, Terrance	5	7	84	0	84	16.8
Williams, J.	4	17	76	0	76	19.0
Carroll, Marcus	5	11	32	0	32	6.4
Paige, Seth	1	5	13	0	13	13.0
TEAM	3	2	-30	0	-30	-10.0
Total	5	365	1025	947	1972	394.4
Opponents	5	393	638	1753	2391	478.2

Field Goals	fg	pct.	01-19	20-29	30-39	40-49	50-99	lg	blk
Ruiz, Noel	5-8	62.5	0-0	2-2	2-2	1-3	0-1	46	0

FG Sequence	Georgia State	Opponents
Louisiana	(25)	47
East Carolina	44	(34),(40),(48)
Arkansas State	(29)	(39)
Troy	(46),53,(31),(37)	29
Coastal Carolina	47	(24)

Numbers in (parentheses) indicate field goal was made.

Punting	no.	yds	avg	lg	tb	fc	i20	50+	blk
Hayes, Michael	29	1140	39.3	58	1	7	4	4	1
TEAM	1	0	0.0	0	0	0	0	0	0
Total	30	1140	38.0	58	1	7	4	4	1
Opponents	22	899	40.9	54	1	7	7	4	0

Kickoffs	no.	yds	avg	tb	ob	retn	net	ydln
Ruiz, Noel	30	1706	56.9	3	2			
Hayes, Michael	1	45	45.0	0	0			
Total	31	1751	56.5	3	2	18.7	41.4	23
Opponents	35	1800	51.4	10	1	16.3	41.0	23

2020 GEORGIA STATE FOOTBALL
Georgia State Overall Individual Statistics (as of Oct 31, 2020)
All games

<u>All Purpose</u>	<u>g</u>	<u>rush</u>	<u>rcv</u>	<u>pr</u>	<u>kr</u>	<u>ir</u>	<u>total</u>	<u>avg/g</u>
Coates, Destin	4	434	58	0	0	0	492	123.0
Pinckney, Sam	5	0	369	0	0	0	369	73.8
Gregg, Tucker	5	227	10	0	0	0	237	47.4
Dixon, Terrance	5	84	81	-3	31	0	193	38.6
Brown, C.	5	189	0	0	0	0	189	37.8
Carter, Roger	5	0	160	0	0	0	160	32.0
White, Quavian	4	0	0	17	66	13	96	24.0
Williams, J.	4	76	0	0	17	0	93	23.2
Thrash, Jamari	5	0	89	0	0	0	89	17.8
Lane, Antavious	5	0	0	0	0	76	76	15.2
McCoy, C.	2	0	74	0	0	0	74	37.0
Thompson, C.	5	0	37	0	0	0	37	7.4
Carroll, Marcus	5	32	0	0	0	0	32	6.4
Payne, Aubry	4	0	23	0	0	0	23	5.8
Paige, Seth	1	13	8	0	0	0	21	21.0
Ifedi, Jonathan	5	0	20	0	0	0	20	4.0
Marshall, M.	5	0	18	0	0	0	18	3.6
Sims, Cameron	4	0	0	0	0	17	17	4.2
Heyward, Victor	5	0	0	0	0	8	8	1.6
TEAM	3	-30	0	0	0	0	-30	-10.0
Total	5	1025	947	14	114	114	2214	442.8
Opponents	5	638	1753	88	393	63	2935	587.0

2020 GEORGIA STATE FOOTBALL
Georgia State Overall Defensive Statistics (as of Oct 31, 2020)
All games

##	Defensive Leaders	gp	Tackles				Sacks no-yds	Pass defense			Fumbles		blkd	
			ua	a	tot	tfl/yds		int-yds	brup	qbh	rcv-yds	ff	kick	saf
34	Lane, Antavious	5	29	6	35	2.0-3	.	2-76	5	.	.	1	.	.
42	Carroll, Blake	5	26	6	32	1.5-4	.	.	4	3	1-74	1	.	.
6D	StephensMcQueen	5	22	9	31	3.5-12	1.5-10	1-0	1
20	White, Quavian	4	22	6	28	2.0-9	1.5-7	2-13	4
37	Heyward, Victor	5	16	5	21	2.5-7	1.0-4	1-8	.	1
3	Bacon, Chris	5	15	4	19	1.0-3
27	Jones, Jaylon	5	14	4	18	0.5-5	0.5-5	.	9
7D	Strachan, J.	5	10	7	17	6.5-34	5.0-32	.	.	1	2-63	2	.	.
52	Wilson, Dontae	5	13	4	17	3.0-3	.	.	.	1
1	Hunter, Jontrey	3	11	4	15	1.0-3	1.0-3	1	.	.
2D	Moore, Chris	5	10	2	12	1.0-1	.	.	1
40	Veneziale, J.	5	6	6	12	1-0	.	.	.
97	Smith, Akeem	5	6	3	9	0.5-0
5	Brown, Bryquice	5	5	4	9	.	.	.	2
91	Clark, Jeffery	5	6	2	8	1.5-8	0.5-7
98	Denis, Javon	5	5	3	8	2.0-6
3D	Carter, Keon	5	5	2	7	1	.	.
90	Willis, H.	4	6	1	7	1.5-11	1.5-11
10	Crawford, J.	5	6	1	7	1.5-6	.	.	1
47	Taylor, J.	5	4	1	5	1.0-1	.	.	.	1
18	Sims, Cameron	4	4	1	5	.	.	1-17	1
59	Gore, Thomas	5	3	1	4	2.5-16	1.5-15
38	Wright, Kyle	2	2	.	2
11	Thompson, C.	5	1	1	2
9D	Muhammad, Jamil	4	2	.	2
2B	Gordon, Terrell	4	1	1	2
4	Brown, C.	5	1	.	1
92	Ruiz, Noel	5	1	.	1
12	Gore, Tyler	5	.	1	1
48	Abraham, Justin	2	1	.	1
21	Williams, J.	4	1	.	1
66	Glausier, Seth	5	.	1	1
Total		5	254	86	340	35-132	14-94	7-114	28	7	4-137	6	.	.
Opponents		5	229	110	339	25-77	6-39	5-63	16	8	6-36	9	2	.

2020 GEORGIA STATE FOOTBALL
Georgia State Team Game-by-Game (as of Oct 31, 2020)
All games

TEAM STATISTICS

Date	Opponent	Rushing				Receiving				Passing				Kick Returns				Punt Returns				tot off
		no.	yds	td	lg	no.	yds	td	lg	cmp-att-int	yds	td	lg	no.	yds	td	lg	no.	yds	td	lg	
Sep 19	LOUISIANA	52	223	3	23	22	196	1	28	22-39-1	196	1	28	1	22	0	22	3	14	0	12	419
Oct 03	EAST CAROLINA	44	247	3	43	18	238	3	42	18-28-2	238	3	42	0	0	0	0	0	0	0	0	485
Oct 15	at Arkansas State	41	269	3	56	18	314	3	57	18-35-0	314	3	57	1	18	0	18	0	0	0	0	583
Oct 24	at Troy	56	210	2	27	20	169	2	36	20-30-1	169	2	36	0	0	0	0	0	0	0	0	379
Oct 31	COASTAL CAROLINA	28	76	0	14	6	30	0	11	6-12-1	30	0	11	5	74	0	31	0	0	0	0	106
Georgia State		221	1025	11	56	84	947	9	57	84-144-5	947	9	57	7	114	0	31	3	14	0	12	1972
Opponents		170	638	7	59	143	1753	17	49	143-223-7	1753	17	49	21	393	0	42	12	88	1	29	2391

Games: 5 • Avg/rush: 4.6 • Avg/catch: 11.3 • Pass effic: 127.26 • KR avg: 16.3 • PR avg: 4.7 • All purpose avg/game: 442.8 • Total offense avg/gm: 394.4

Date	Opponent	Tackles				Sacks no-yds	Fumble		Pass Defense			blkd kick	PAT Attempts			off		
		ua	a	total	tfl-yds		ff	fr-yds	int-yds	qbh	brup		kick	rush	rcv	saf	t/o	pts
Sep 19	LOUISIANA	54	12	66	8.0-27	2.0-18	1	0-0	2-22	1	7	0	4-4	0	0	0	7	31
Oct 03	EAST CAROLINA	54	10	64	9.0-38	4.0-25	0	0-0	3-33	5	8	0	7-7	0	0	0	14	49
Oct 15	at Arkansas State	58	20	78	8.0-34	5.0-28	2	1-74	0-0	0	2	0	7-7	0	0	0	7	52
Oct 24	at Troy	42	18	60	5.0-28	3.0-23	2	2-63	2-59	1	6	0	3-4	0	0	0	14	36
Oct 31	COASTAL CAROLINA	46	26	72	5.0-5	0.0-0	1	1-0	0-0	0	5	0	0-0	0	0	0	0	0
Georgia State		254	86	340	35.0-132	14.0-94	6	4-137	7-114	7	28	0	21-22	0	0	0	42	168
Opponents		229	110	339	25.0-77	6.0-39	9	6-36	5-63	8	16	2	24-26	0	0	0	54	207

		Punting									Field Goals			Kickoffs				
Date	Opponent	no.	yds	avg	long	blkd	tb	fc	50+	i20	md-att	long	blkd	no.	yds	avg	tb	ob
Sep 19	LOUISIANA	9	353	39.2	48	0	0	1	0	1	1-1	25	0	5	317	63.4	1	0
Oct 03	EAST CAROLINA	6	214	35.7	58	1	1	3	2	0	0-1	0	0	8	459	57.4	1	1
Oct 15	at Arkansas State	5	168	33.6	57	0	0	1	1	0	1-1	29	0	9	408	45.3	0	0
Oct 24	at Troy	4	148	37.0	45	0	0	1	0	3	3-4	46	0	8	506	63.2	1	0
Oct 31	COASTAL CAROLINA	6	257	42.8	56	0	0	1	1	0	0-1	0	0	1	61	61.0	0	1
Georgia State		30	1140	38.0	58	1	1	7	4	4	5-8	46	0	31	1751	56.5	3	2
Opponents		22	899	40.9	54	0	1	7	4	7	5-7	48	0	35	1800	51.4	10	1

2020 GEORGIA STATE FOOTBALL
Georgia State Opponent Game-by-Game (as of Oct 31, 2020)
All games

OPPONENT STATISTICS

Date	Opponent	Rushing				Receiving				Passing				Kick Returns				Punt Returns				tot off
		no.	yds	td	lg	no.	yds	td	lg	cmp-att-int	yds	td	lg	no.	yds	td	lg	no.	yds	td	lg	
Sep 19	LOUISIANA	39	240	3	59	21	279	2	36	21-37-2	279	2	36	4	83	0	42	6	9	0	16	519
Oct 03	EAST CAROLINA	26	50	1	31	29	236	0	31	29-52-3	236	0	31	6	99	0	23	2	55	1	29	286
Oct 15	at Arkansas State	39	58	0	14	40	551	8	49	40-57-0	551	8	49	4	69	0	28	1	9	0	9	609
Oct 24	at Troy	19	40	0	12	32	407	3	48	32-48-2	407	3	48	7	142	0	27	1	5	0	5	447
Oct 31	COASTAL CAROLINA	47	250	3	34	21	280	4	35	21-29-0	280	4	35	0	0	0	0	2	10	0	6	530
Opponents		170	638	7	59	143	1753	17	49	143-223-7	1753	17	49	21	393	0	42	12	88	1	29	2391
Georgia State		221	1025	11	56	84	947	9	57	84-144-5	947	9	57	7	114	0	31	3	14	0	12	1972

Games: 5 • Avg/rush: 3.8 • Avg/catch: 12.3 • Pass effic: 149.04 • KR avg: 18.7 • PR avg: 7.3 • All purpose avg/game: 587.0 • Total offense avg/gm: 478.2

Date	Opponent	Tackles				Sacks no-yds	Fumble		Pass Defense			blkd kick	PAT Attempts			off		
		ua	a	total	tfl-yds		ff	fr-yds	int-yds	qbh	brup		kick	rush	rcv	saf	t/o	pts
Sep 19	LOUISIANA	65	20	85	6.0-24	2.0-17	1	1-0	1-0	0	4	0	4-4	0	0	0	7	34
Oct 03	EAST CAROLINA	47	18	65	4.0-7	0.0-0	2	1--3	2-28	0	2	1	2-3	0	0	0	7	29
Oct 15	at Arkansas State	43	8	51	2.0-3	0.0-0	1	1-0	0-0	0	7	0	8-8	0	0	0	7	59
Oct 24	at Troy	43	56	99	8.0-24	1.0-8	2	2-39	1-35	5	3	1	4-4	0	0	0	20	34
Oct 31	COASTAL CAROLINA	31	8	39	5.0-19	3.0-14	3	1-0	1-0	3	0	0	6-7	0	0	0	13	51
Opponents		229	110	339	25.0-77	6.0-39	9	6-36	5-63	8	16	2	24-26	0	0	0	54	207
Georgia State		254	86	340	35.0-132	14.0-94	6	4-137	7-114	7	28	0	21-22	0	0	0	42	168

		Punting									Field Goals			Kickoffs				
Date	Opponent	no.	yds	avg	long	blkd	tb	fc	50+	i20	md-att	long	blkd	no.	yds	avg	tb	ob
Sep 19	LOUISIANA	7	315	45.0	53	0	1	2	2	3	0-1	0	0	5	224	44.8	0	0
Oct 03	EAST CAROLINA	6	238	39.7	43	0	0	3	0	1	3-3	48	0	6	315	52.5	3	0
Oct 15	at Arkansas State	4	168	42.0	54	0	0	0	1	2	1-1	39	0	10	495	49.5	3	0
Oct 24	at Troy	4	163	40.8	50	0	0	2	1	1	0-1	0	0	5	275	55.0	3	0
Oct 31	COASTAL CAROLINA	1	15	15.0	15	0	0	0	0	0	1-1	24	0	9	491	54.6	1	1
Opponents		22	899	40.9	54	0	1	7	4	7	5-7	48	0	35	1800	51.4	10	1
Georgia State		30	1140	38.0	58	1	1	7	4	4	5-8	46	0	31	1751	56.5	3	2

2020 GEORGIA STATE FOOTBALL
Georgia State Passing Game-by-Game (as of Oct 31, 2020)
All games

#4 Brown, C.	Comp	Att	Int	Pct	Yards	TD	Long	Sacked	Effic
Louisiana	22	39	1	56.4	196	1	28	2-17	101.96
East Carolina	18	28	2	64.3	238	3	42	0-0	156.76
Arkansas State	18	35	0	51.4	314	3	57	0-0	155.07
Troy	20	30	1	66.7	169	2	36	1-8	129.32
Coastal Carolina	6	10	1	60.0	30	0	11	3-14	65.20
TOTALS	84	142	5	59.2	947	9	57	6-39	129.05
#1Q Colasurdo, M.	Comp	Att	Int	Pct	Yards	TD	Long	Sacked	Effic
Coastal Carolina	0	2	0	0.0	0	0	0	0-0	0.00
TOTALS	0	2	0	0.0	0	0	0	0-0	0.00

2020 GEORGIA STATE FOOTBALL
Georgia State Rushing/Receiving Game-by-Game (as of Oct 31, 2020)
All games

RUSHING	No-Yds/TD	LA	ECU	ASU	TROY	CCU
Coates, Destin	93-434/3	34-150/1	23-113/2	DNP	25-115/0	11-56/0
Gregg, Tucker	34-227/3	1-5/0	4-5/1	14-142/1	10-67/1	5-8/0
Brown, C.	52-189/4	15-64/1	6-26/0	13-83/2	10-13/1	8-3/0
Dixon, Terrance	7-84/0	-	3-78/0	2-11/0	2--5/0	-
Williams, J.	17-76/0	DNP	-	6-44/0	8-26/0	3-6/0
Carroll, Marcus	11-32/1	2-4/1	8-25/0	-	-	1-3/0
Paige, Seth	5-13/0	DNP	DNP	5-13/0	DNP	DNP
TEAM	2--30/0	DNP	-	1--24/0	1--6/0	DNP

RECEIVING	No-Yds/TD	LA	ECU	ASU	TROY	CCU
Pinckney, Sam	24-369/5	4-21/0	7-134/2	6-146/3	5-53/0	2-15/0
Carter, Roger	11-160/3	2-53/1	-	2-35/0	7-72/2	-
Thrash, Jamari	4-89/1	2-10/0	1-22/1	1-57/0	-	-
Dixon, Terrance	9-81/0	4-34/0	2-16/0	1-15/0	1-8/0	1-8/0
McCoy, C.	9-74/0	2-15/0	7-59/0	DNP	DNP	DNP
Coates, Destin	10-58/0	4-21/0	-	DNP	4-26/0	2-11/0
Thompson, C.	3-37/0	1-19/0	-	2-18/0	-	-
Payne, Aubry	5-23/0	2-5/0	1-7/0	2-11/0	DNP	-
Ifedi, Jonathan	5-20/0	-	-	1-14/0	3-10/0	1--4/0
Marshall, M.	1-18/0	1-18/0	-	-	-	-
Gregg, Tucker	2-10/0	-	-	2-10/0	-	-
Paige, Seth	1-8/0	DNP	DNP	1-8/0	DNP	DNP