



**JAKE DYER**  
SENIOR · RHP  
THIRD TEAM ALL-CAA  
PRESEASON ALL-AMERICAN

**BRANDON WILLIAMS**  
SENIOR · 1B  
FIRST TEAM ALL-CAA

**JUSTIN MALONE**  
SENIOR · RHP  
GSU ERA LEADER

# ON THE PROWL

2 0 1 2   B A S E B A L L

# GEORGIA STATE





**JOEY WOOD**  
R-SENIOR DH



**JONATHAN KOLOWICH**  
R-SENIOR OF



**BEN MARSHALL**  
SENIOR RHP



**DANIEL BLAUSTEIN**  
SENIOR 2B

## 2012 SCHEDULE

DATE	OPPONENT	LOCATION	TIME
FRI, FEB 17	WESTERN ILLINOIS	GSU BASEBALL COMPLEX	4:00 PM
SAT, FEB 18	WESTERN ILLINOIS (DH)	GSU BASEBALL COMPLEX	1:00 PM
SAT, FEB 18	WESTERN ILLINOIS (DH)	GSU BASEBALL COMPLEX	4:30 PM
SUN, FEB 19	WESTERN ILLINOIS	GSU BASEBALL COMPLEX	12:00 PM
WED, FEB 22	GEORGIA	AT ATHENS, GA.	5:00 PM
FRI, FEB 24	AUSTIN PEAY	GSU BASEBALL COMPLEX	4:00 PM
SAT, FEB 26	AUSTIN PEAY	GSU BASEBALL COMPLEX	1:00 PM
SUN, FEB 26	AUSTIN PEAY	GSU BASEBALL COMPLEX	1:00 PM
WED, FEB 29	USC UPSTATE	AT SPARTANBURG, S.C.	4:00 PM
FRI, MAR 02	SOUTHERN ILLINOIS+	AT DELAND, FLA.	4:00 PM
SAT, MAR 03	PENN+	AT DELAND, FLA.	4:00 PM
SUN, MAR 04	STETSON+	AT DELAND, FLA.	3:00 PM
WED, MAR 07	GEORGIA TECH	GSU BASEBALL COMPLEX	6:00 PM
FRI, MAR 09	KENNESAW STATE	GSU BASEBALL COMPLEX	6:00 PM
SAT, MAR 10	KENNESAW STATE	AT KENNESAW, GA.	2:00 PM
SUN, MAR 11	KENNESAW STATE	AT KENNESAW, GA.	2:00 PM
TUE, MAR 13	MONMOUTH	GSU BASEBALL COMPLEX	6:00 PM
WED, MAR 14	MERCER	AT MACON, GA.	6:00 PM
FRI, MAR 16	NORTHEASTERN*	GSU BASEBALL COMPLEX	6:00 PM
SAT, MAR 17	NORTHEASTERN*	GSU BASEBALL COMPLEX	1:00 PM
SUN, MAR 18	NORTHEASTERN*	GSU BASEBALL COMPLEX	1:00 PM
TUE, MAR 20	ALABAMA STATE	AT MONTGOMERY, ALA.	6:00 PM
FRI, MAR 23	JAMES MADISON*	GSU BASEBALL COMPLEX	6:00 PM
SAT, MAR 24	JAMES MADISON*	GSU BASEBALL COMPLEX	1:00 PM
SUN, MAR 25	JAMES MADISON*	GSU BASEBALL COMPLEX	1:00 PM
WED, MAR 28	SAVANNAH STATE	GSU BASEBALL COMPLEX	6:00 PM
FRI, MAR 30	GEORGE MASON*	AT FAIRFAX, VA.	3:00 PM
SAT, MAR 31	GEORGE MASON*	AT FAIRFAX, VA.	2:00 PM
SUN, APR 01	GEORGE MASON*	AT FAIRFAX, VA.	1:00 PM

DATE	OPPONENT	LOCATION	TIME
WED, APR 04	ALABAMA STATE	GSU BASEBALL COMPLEX	6:00 PM
FRI, APR 06	HOFSTRA*	AT HEMPSTEAD, N.Y.	3:00 PM
SAT, APR 07	HOFSTRA*	AT HEMPSTEAD, N.Y.	2:00 PM
SUN, APR 08	HOFSTRA*	AT HEMPSTEAD, N.Y.	1:00 PM
WED, APR 11	MERCER	GSU BASEBALL COMPLEX	6:00 PM
FRI, APR 13	WILLIAM & MARY*	GSU BASEBALL COMPLEX	6:00 PM
SAT, APR 14	WILLIAM & MARY*	GSU BASEBALL COMPLEX	1:00 PM
SUN, APR 15	WILLIAM & MARY*	GSU BASEBALL COMPLEX	1:00 PM
TUE, APR 17	GEORGIA TECH	AT ATLANTA, GA.	6:00 PM
FRI, APR 20	TOWSON*	AT TOWSON, MD.	3:00 PM
SAT, APR 21	TOWSON*	AT TOWSON, MD.	2:00 PM
SUN, APR 22	TOWSON*	AT TOWSON, MD.	1:00 PM
FRI, APR 27	UNC WILMINGTON*	GSU BASEBALL COMPLEX	6:00 PM
SAT, APR 28	UNC WILMINGTON*	GSU BASEBALL COMPLEX	1:00 PM
SUN, APR 29	UNC WILMINGTON*	GSU BASEBALL COMPLEX	1:00 PM
WED, MAY 02	USC UPSTATE	GSU BASEBALL COMPLEX	6:00 PM
FRI, MAY 04	VCU*	AT RICHMOND, VA.	6:00 PM
SAT, MAY 05	VCU*	AT RICHMOND, VA.	3:00 PM
SUN, MAY 06	VCU*	AT RICHMOND, VA.	1:00 PM
TUE, MAY 08	UNC ASHEVILLE	AT ASHEVILLE, N.C.	3:00 PM
WED, MAY 09	UNC ASHEVILLE	AT ASHEVILLE, N.C.	3:00 PM
FRI, MAY 11	DELAWARE*	GSU BASEBALL COMPLEX	6:00 PM
SAT, MAY 12	DELAWARE*	GSU BASEBALL COMPLEX	1:00 PM
SUN, MAY 13	DELAWARE*	GSU BASEBALL COMPLEX	1:00 PM
THU, MAY 17	OLD DOMINION*	AT NORFOLK, VA.	6:00 PM
FRI, MAY 18	OLD DOMINION*	AT NORFOLK, VA.	3:00 PM
SAT, MAY 19	OLD DOMINION*	AT NORFOLK, VA.	1:00 PM
MAY 23-26	CAA TOURNAMENT	AT HARRISONBURG, VA.	

2012 BASEBALL

# GEORGIA STATE



# THIS IS.... GEORGIA STATE BASEBALL

## General Information

Location:	Atlanta, Ga.
Founded:	1913
Enrollment:	32,000
Nickname:	Panthers
Colors:	Blue (PMS 286C) and White
Affiliation:	NCAA Division I
Conference:	Colonial Athletic Association (CAA)
President:	Dr. Mark P. Becker/3rd Year
Director of Athletics:	Cheryl L. Levick/3rd Year
Athletics Phone:	(404) 413-4000

## History

First Year of Competition:	1965
Continuously since:	1992
Overall Record:	649-939-2 (.408)/34 Years
Conference Titles:	1 (2009)
NCAA Appearances:	1 (2009)
NCAA Tournament Record:	0-2

## Home Field

Facility:	GSU Baseball Complex
Capacity:	1,092
Dimensions:	LF-334, CF-385, RF-338
Surface:	Natural Grass

## Sports Communications

Assoc. Athletic Director:	Allison George
Assistant Athletic Director:	Charlie Taylor
Assistant SID (Baseball):	Ned Colegrove
Colegrove Office Phone:	(404) 413-4166
Colegrove Cell Phone:	(518) 817-3564
Colegrove Email:	ecolegrove@gsu.edu
Department Fax:	(404) 413-4035
Web:	GeorgiaStateSports.com
Mailing Address:	P.O. Box 3975 Atlanta, Ga. 30302-3975
Overnight Address:	125 Decatur St., Suite 130 Atlanta, Ga. 30303

## Table of Contents

### Introduction

Schedule:	Inside Cover
Quick Facts:	1
Table of Contents:	1

### Administration

President Mark P. Becker:	2
Director of Athletics Cheryl L. Levick:	3

### Georgia State Program

Georgia State University/Atlanta:	4-11
Student-Athlete Development:	12
Panthers in the Community:	13
Program Visibility/Pro Players:	14-15
Speed, Strength & Conditioning:	16
Colonial Athletic Association:	17
Athletic Facilities:	18-19

### Coaches & Support Staff

Coaching Staff:	20-29
Support Staff:	30-32
GSU Athletics Success:	33

### Meet the 2012 Team

Roster:	34
Media Information:	35
Preseason Polls/Honors:	36-37
Season Preview:	38-42
Player Profiles:	43-71

### 2012 Opponents

The Road to Harrisonburg:	72
Opponent Information:	73-75
CAA/NCAA Tournament:	76-77

### 2011 Season Review

CAA Results/Statistics:	78-80
Season in Review:	81-85
Overall Statistics:	86
Game Results:	87

### Program History & Records

Season/Career Records:	88-94
Statistics by Year:	95-96
Individual Honors:	97-99
All-Time Coaching Records:	100
All-Time Letterwinners:	101-102
All-Time Opponents:	103
Year-by-Year Results:	104-113
Coach Frady vs. All Opponents:	114
First Pitches:	115



# GSU PRESIDENT DR. MARK BECKER



Since beginning his tenure as Georgia State University's seventh president on Jan. 1, 2009, Mark P. Becker has launched a major strategic planning initiative focused on positioning the university, as it sets its sights on its second century, to become one of the nation's premier urban universities. Embracing its commitments to recognized excellence in education and research, as well as its unique location in and commitment to Atlanta, the university is poised to rise to new levels of accomplishment and impact.

Under Becker's leadership, GSU in 2011 approved and began implementation of its 10-year Strategic Plan, whose mission is to position Georgia State "as a dynamic academic community where teaching and research combine to produce leaders and create solutions to conquer the challenges of the 21st century."

In 2010 Becker oversaw the launching of the Second Century Initiative for faculty excellence, most often referred to as "2CI." This initiative is recruiting 100 additional faculty members to Georgia State over five years to build internationally recognized scholarly strength and critical mass in areas of priority.

Seeking to recognize the importance and influence of international commerce and technology for Georgia State students and researchers, Becker has worked to enhance Georgia State Uni-

versity's global reach, the cornerstone of which was the opening of GSU's Confucius Institute in 2010, a partnership with the Beijing Language and Culture University and one of the first business-oriented Confucius Institutes in the United States.

In addition, Becker leads a diverse university whose undergraduate academic profile continues to rise, and a number of the university's excellent graduate programs enjoy strong national rankings.

Becker also has overseen a number of physical improvements and enhancements including: the opening of the Parker H. "Pete" Petit Science Center; the university's first freshman housing and dining complex, to be followed by the Piedmont North housing and dining complex coming on line this fall; the construction of on-campus Greek housing; and the purchasing of land for future growth and expansion in downtown Atlanta.

Prior to his appointment to Georgia State, Becker served as executive vice president for academic affairs and provost at the University of South Carolina.

Before assuming that role, Becker spent three years at the University of Minnesota as a biostatistics professor, dean of the School of Public Health and assistant vice president of Public Health, Preparedness and Emergency Response.

From 1989 to 2000, Becker was a professor and associate dean for academic affairs at the University of Michigan's School of Public Health. He also has held academic appointments at the University of Washington, the University of Florida and Cornell University. Becker earned his bachelor's degree in mathematics from Towson State University and his doctorate in statistics from the Pennsylvania State University.

Active in the Atlanta community, Becker is a member of the Central Atlanta Progress Executive Committee; Atlanta Committee for Progress Board of Directors; Georgia Aquarium Board; Woodruff Arts Center Board of Trustees; Metro Atlanta Chamber of Commerce Board of Directors; Georgia Chamber of Commerce Board of Directors; Georgia Research Alliance Board of Trustees; Commerce Club Operating Board; ARCHE (Atlanta Regional Council for Higher Education) Board; the Coalition of Urban Serving Universities Board of Directors; and the World Affairs Council of Atlanta Board of Directors.

During his career, Becker has been involved in several professional associations, including the American Association for the Advancement of Science, the International Biometric Society and the American Statistical Association, where he is a fellow. He has been principal investigator on research grants from the National Institutes of Health and the National Science Foundation, and he has published extensively in leading journals of medicine, public health, and statistics. Becker has served on a number of editorial boards, was co-editor of *Sociological Methodology*, and was a guest editor for *Sociological Methods and Research* and for the *Journal of the American Statistical Association*.

Becker and his wife, Laura Voisinnet, have two grown children, Matthew and Julia.





# DIRECTOR OF ATHLETICS CHERYL L. LEVICK

**C**harged with leading Georgia State University athletics in an era of unprecedented growth, Director of Athletics Cheryl L. Levick is changing the face of Panther athletics with the historic launch of Georgia State football and the development of the overall program.

Under Levick's leadership, the inaugural football season of 2010 was an unqualified success as the first-year team posted a winning record on the field while averaging nearly 17,000 fans for home games at the Georgia Dome. As a result, Georgia State received tremendous positive exposure, both locally and nationally.

Levick's first two-plus years on the job have been marked by dramatic upgrades in facilities and fund-raising. Annual giving to the Panther Athletic Club has increased more than ten-fold, and the two largest gifts in the history of GSU athletics have been secured. Construction projects include the GSU Football Practice Complex, new facilities for strength and conditioning and sports medicine, and upgrades to every venue used by the Panthers.

Her forward thinking is evident in her reorganization of the GSU Athletics Association and the ambitious, six-year strategic plan she has developed for the future of Georgia State athletics.

With Levick at the helm, Georgia State's athletic programs are rising in stature in the Colonial Athletic Association. Since her arrival, GSU has claimed six CAA team titles and 16 individual conference crowns while boasting nine CAA Scholar-Athlete of the Year honorees. GSU student-athletes have also excelled in the classroom, maintaining a cumulative grade point average over 3.0 while completing more than 5,000 hours of community service in 2010-11.

With a resume of experience and success at prestigious athletics programs across the nation, Levick came to Georgia

State in March 2009 from the University of Maryland, where she served as chief of staff/executive senior athletic director, overseeing daily management of the 27-sport program. Her impressive career includes seven years as director of athletics at Santa Clara University and Saint Louis University as well as nearly two decades in senior administrative positions at Maryland and Stanford University and stints with the Pacific 10 Conference and the NCAA headquarters.

Levick was named the 2001 Division I Athletic Administrator of the Year by the National Association of Collegiate Women Athletic Administrators (NACWAA). In 2005-06, she received the General Sports TURF Systems Athletic Director of the Year Award for the NCAA Division I Central Region, and she was recognized in both 1998 and 1999 as one of the nation's Top 25 Female Sports Executives by Street & Smith's Sports Business Journal. She is a past president of the NCAA Division I-AAA Athletic Directors Association.

Before going to Maryland in 2007, she served three years (2004-07) as director of athletics at Saint Louis, where she led the transition from Conference USA to the Atlantic 10 Conference and served as the lead fund-raiser for a new \$80 million on-campus arena and practice complex. In 2006, she received the Carl O. Bauer Award as the top amateur sports figure in the St. Louis area.

Levick also spent four years (2000-04) as director of athletics and recreation at Santa Clara University, where she oversaw a major renovation of the school's basketball arena. The Broncos' women's soccer team captured the 2001 national championship, still the only NCAA title in school history.

Prior to Santa Clara, Levick worked 12 years at Stanford as senior associate athletic director and senior woman administrator. She served as the primary administrator for



**THE LEVICK FAMILY:**  
(l-r) Michael, Heather, Cheryl and Melissa.

33 varsity programs that won 44 national championships and six straight Sears Cup titles during her tenure.

Levick previously served as assistant commissioner of the Pac-10 Conference, assistant director of communications and women's programs at the NCAA, women's gymnastics coach and associate athletic director at Slippery Rock University, and assistant gymnastics coach and synchronized swim coach at Indiana University. She began her career at Pattonville Senior High School in St. Louis, Mo., coaching gymnastics and women's track.

Levick is a 1974 graduate of the University of Missouri, and she holds a masters degree in athletic administration from Indiana University. She has two daughters: Heather, who is married to Michael Klass, and Melissa.





Georgia State  
University



Located in the Southeast's governmental, financial, retail, health and legal center in downtown Atlanta, **GEORGIA STATE UNIVERSITY IS A PLACE** where teaching, research and service are woven together to create a meaningful learning experience.

Georgia State University offers educational opportunities at both the graduate and undergraduate levels by blending the best of theoretical and applied inquiry, scholarly and professional pursuits and scientific and artistic expression.

An urban research university nestled in the heart of downtown Atlanta, Georgia State's location allows students to learn not only in the classroom, but also in the surrounding city, where high-profile companies can provide hands-on experience.

Founded in 1913, Georgia State has earned the highest Carnegie classification for research institutions.

Georgia State offers 250 degree programs in 100 fields of study at the bachelor's, master's, specialist's and doctor levels through six college-level units: the J. Mack Robinson College of Business, the Andrew Young School of Policy Studies, the College of Arts and Sciences, the College of Law, the College of Education, and the Byrdine F. Lewis School of Nursing and Health Professions.



The Parker H. Petit Science Center opened in 2010.



The background of the advertisement is a composite image. The upper portion features a blurred view of the Georgia State Capitol building with its prominent gold dome. Overlaid on the right side of this upper section is a large, dark silhouette of a person wearing a hard hat, facing left. The lower portion of the image shows a clear, high-angle view of the Atlanta city skyline, including various skyscrapers and modern buildings. In the foreground, a rooftop of a building is visible, featuring a large, dark logo that consists of three stylized, curved lines forming a shape reminiscent of a flame or a stylized 'S'.

## GEORGIA STATE UNIVERSITY

is one of the nation's leading urban research universities, educating Georgia's most diverse student population. With an enrollment of more than 32,000 students, it is the second largest institution in the University System of Georgia. Students arrive from every county in Georgia, every state in the nation and more than 150 countries.

# GEORGIA STATE UNIVERSITY

Georgia State University has been named one of the Top 100 Public Universities in the country and No. 2 in Georgia by Forbes magazine based on student satisfaction, affordability and job placement success.



Atlanta's location puts it within a two-hour flight of 80 percent of the U.S. population and 119 of the nation's 150 largest metro areas.

# THE CITY OF ATLANTA

The **GEORGIA STATE CAMPUS** is located in the heart of Downtown Atlanta, with easy access to restaurants, shopping and attractions as well as career opportunities.

Some of the many attractions within minutes of the **GSU** campus:

- Georgia Aquarium
- Centennial Olympic Park
- Georgia Dome, Philips Arena & Turner Field
- CNN Center
- Rialto Theatre & Fox Theatre
- Martin Luther King Jr. Center
- Carter Presidential Library
- State Capitol







## METROPOLITAN ATLANTA

is home to more than 5 million people and more than 137,000 businesses. Atlanta is the nation's fastest growing city, attracting hundreds of companies annually.

Business environment and quality of life consistently rank Atlanta at the top of major U.S. metropolitan areas for working, living and playing. The region is noted for its job creation, investment advantages, pro-active business environment and various quality-of-life indicators.

**FORTUNE 1,000** companies understand the value of a metro Atlanta address, as more than 70 percent have established operations here.

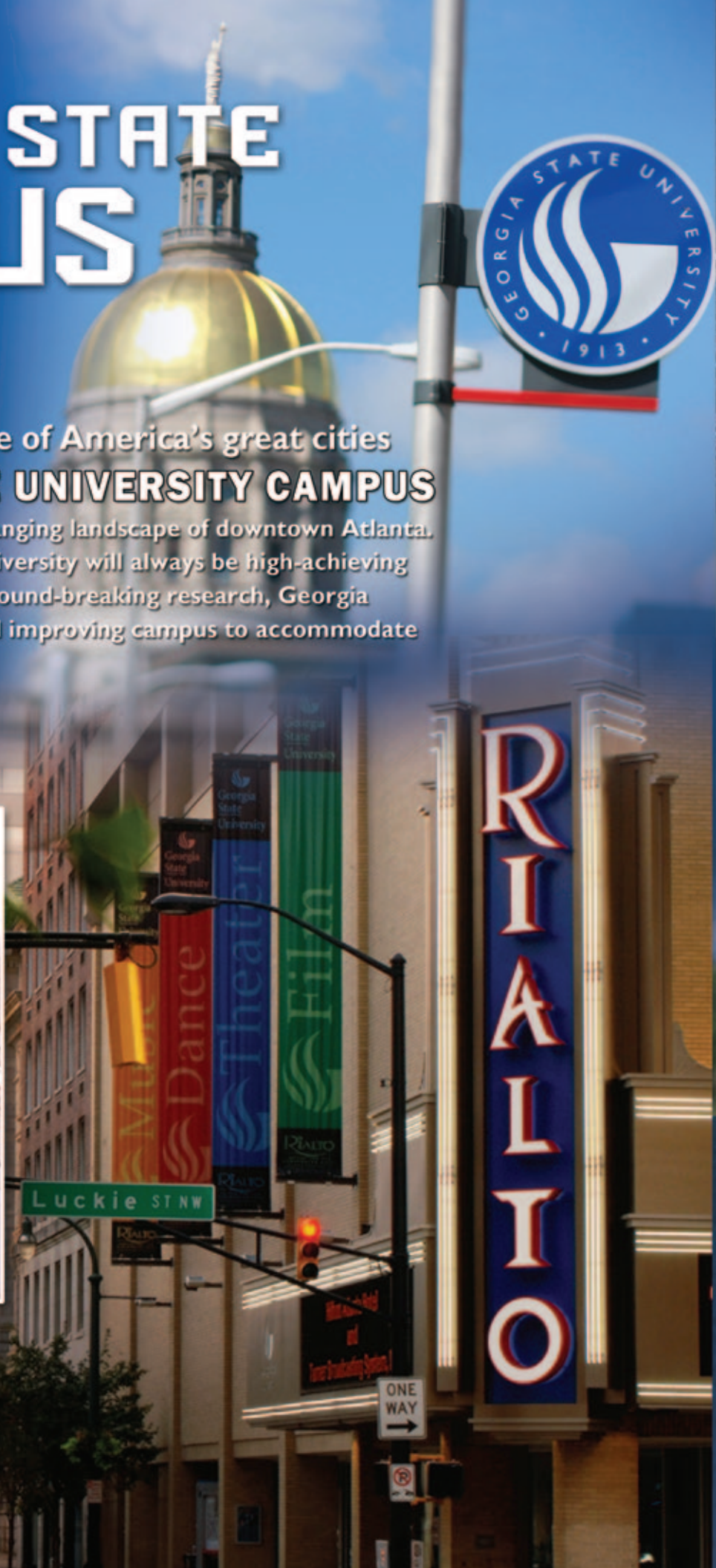
**FORTUNE 1000** companies located in Atlanta include the Coca Cola Company, Delta Air Lines, United Parcel Service, The Home Depot, Georgia Pacific, AFLAC, SunTrust Banks and Newell Rubbermaid, to name a few.




# GEORGIA STATE CAMPUS



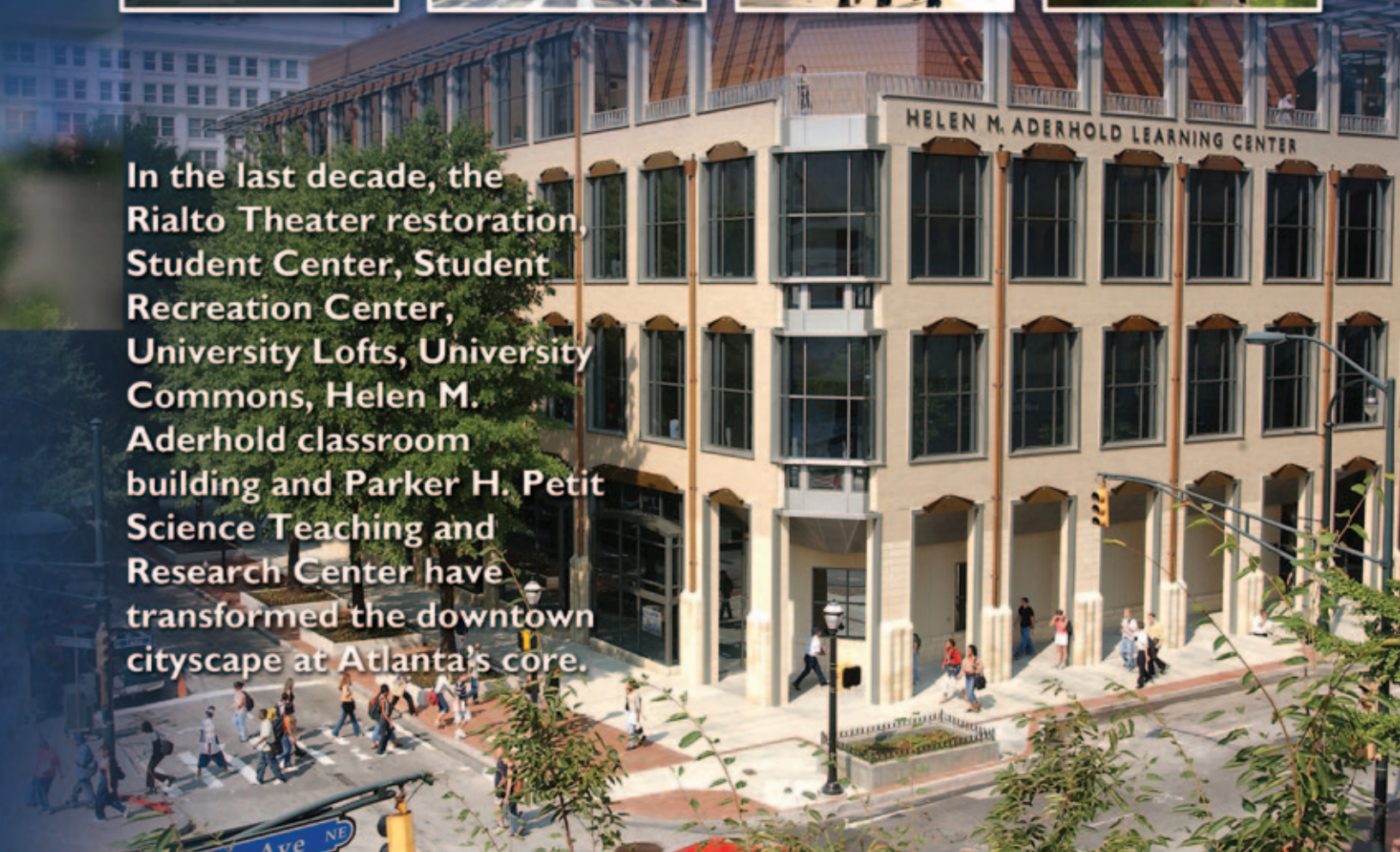
Located in the heart of one of America's great cities  
**THE GEORGIA STATE UNIVERSITY CAMPUS**  
has a profound influence on the changing landscape of downtown Atlanta.  
While the building blocks of the university will always be high-achieving  
students, world-class faculty and ground-breaking research, Georgia  
State boasts an ever-expanding and improving campus to accommodate  
that foundation.







Many more new buildings are  
on the horizon, including  
additional on-campus housing.



In the last decade, the  
Rialto Theater restoration,  
Student Center, Student  
Recreation Center,  
University Lofts, University  
Commons, Helen M.  
Aderhold classroom  
building and Parker H. Petit  
Science Teaching and  
Research Center have  
transformed the downtown  
cityscape at Atlanta's core.



# CAMPUS HOUSING

On-campus housing at Georgia State University continues to grow, and more than 3,000 GSU students now live on campus.

The fall of 2009 saw the opening of the new freshman residence hall, which includes a dining facility. In 2010, GSU opened its first Greek housing, and in 2011, the university added two more residence halls, Piedmont North and South.

The University Commons, opened in 2007, is a 4.2-acre complex of four buildings surrounding a landscaped courtyard. All units come with fully-equipped kitchens, furnished bedrooms and spacious living areas.

The University Lofts, opened in 2002, contain fully-furnished, loft-style apartments that blend urban style with modern features.

All residence halls feature a full range of amenities including study and community lounge areas, laundry facilities, 24/7 security patrols, on-site or nearby parking and more.





## UNIVERSITY LOFTS



#1

The Georgia State University dorms were ranked #1 in the country by Dormsplash.com last March.

**The Freshman Hall opened in 2009 and includes a dining facility.**





# STUDENT-ATHLETE DEVELOPMENT

Georgia State University is committed to providing educational, personal and community development that will enhance the quality of the student-athlete experience.

*Georgia State's commitment to academic support and student-athlete development is paying dividends as the Panthers have enjoyed unprecedented success in the classroom.*

*GSU's student-athlete population has posted a grade point average of 3.0 or better for seven consecutive semesters.*

The **ATHLETIC LEARNING LAB** provides student-athletes access to computers, tutoring and advisement as well as a convenient place for individual or group study.

Georgia State's Student-Athlete Development department became just the second in the nation to be certified at the highest level by the National Association of Academic Advisors for Athletics.



*Four-time CAA Academic honoree Theo Asher with Director of Athletics Cheryl L. Levick.*



*Current seniors Jonathan Kolowich (left) and Daniel Blaustein earned their degrees in December and are enrolled in graduate school for the spring.*



*Graduated seniors from Spring 2011 (from left): Zach Chastain, Wes Grant, Charley Olson, Dena Freeman-Patton, Theo Asher and Shane Hammond.*

The Georgia State program is headed by Associate AD for Student-Athlete Development Dena Freeman-Patton (above with players), while former all-academic baseball standout and academic advisor Dusty Bennett works directly with the Panther baseball team.



# PANTHERS IN THE COMMUNITY

Under the leadership of Director of Athletics Cheryl L. Levick, Georgia State student-athletes completed more than 5,000 hours of community service in 2010-11.



9/11 REMEMBRANCE  
VOLUNTEER EVENT



WORKING WITH  
CHILDREN'S  
HEALTHCARE OF  
ATLANTA






# PROGRAM VISIBILITY



Georgia State is named the nation's Most Valuable Program by the National Alliance of College Summer Baseball, due in part to the success of pitcher Justin Malone (right) with the Front Royal (Va.) Cardinals of the Valley League



Freshman outfielder Kody Adams is named the state's AA Player of the Year



GSU ties for the most all-conference selections among CAA clubs



Coach Frady conducts many local, state and national interviews on the GSU program



Senior Jake Dyer is named GSU's first Preseason All-American for 2012 by the NCBWA and also to their Stopper of the Year watch list





# PANTHERS IN THE PROS

## ALL-TIME DRAFT PICKS/SIGNEES



"There is a chance that Buchanan makes tremendous strides in 2012 after earning a promotion to Clearwater last season."

-Bleacher Report

**David Buchanan**

**2010**

-The highest-drafted player (7th Round, Philadelphia) to ever wear the Panther uniform, Buchanan began 2011 with the Lakewood Blue Claws before being promoted to Class A-Advanced Clearwater in August. He earned a spot in the Class A All-Star Game with a 14-7 record over the season with a 3.49 ERA and 110 strikeouts in 157.1 innings. Buchanan spent 2010 with the Williamsport Crosscutters of the New York-Penn League.

-In his debut season in his native Australia, Francis earned Australian Baseball League Rookie of the Year honors with the Sydney Blue Sox. Francis went 4-4 with a 4.97 ERA to tie for the team lead in wins, striking out 42 over 54.1 innings. He earned ABL Pitcher of the Week honors Nov. 29 after striking out eight over eight shutout innings.



**Aidan Francis**

**2010-2011**



-Will make his pro debut in February 2012 with the Bonn Capitals of the German Bundesliga. Olson will play for coach Mirko Heid, a former captain on Greg Frady's German National Team.

**Charley Olson**

**2010-2011**

-Made his debut in September, 2011, getting 27 plate appearances with his hometown Sioux Falls (S.D.) Pheasants of the Independent



**Rob Lind**

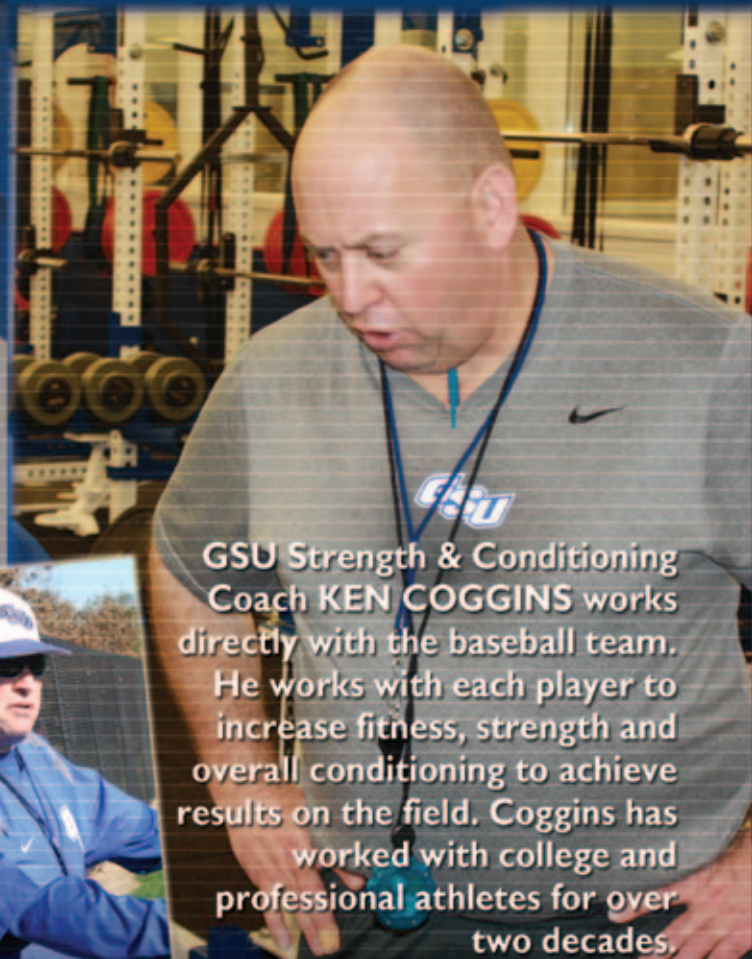
**2010-2011**

Yr.	Player, Position	Team, Round
2011	Kenny Straus, UT	Seattle Mariners, 26th*
	Jordan Weems, C	Boston Red Sox, 3rd*
	Deion Williams, SS	Washington Nationals, 16th*
	Aidan Francis, P	Australian League
	Rob Lind, 2B	Independent Team
	Charley Olson, P	German League
2010	David Buchanan, P	Philadelphia Phillies, 7th
2009	David Buchanan, P	New York Mets, 6th
		(194th overall pick- did not sign)
	Chase Childers, SS	Baltimore Orioles, Free Agent
	Dustin Carder, P	Baltimore Orioles, Free Agent+
	Will Palmer, P	Independent Team
	Robinson Polanco, P	Independent Team
	Derek Simmons, 1B/DH	Independent Team
2008	Clayton Shunick, RHP	Cincinnati Reds, 5th+
	Nick Fuller, P	Atlanta Braves, 25th*
	Kevin Dooley, P	Independent Team+
2007	Trevor Pippin, OF	L.A. Angels of Anaheim, 4th*
	Charlie Pelt, C/1B	St. Louis Cardinals, 29th
	Luke Gordon, DH	L.A. Angels of Anaheim, 35th
	Cliff Flagello, RHP	Baltimore Orioles, 25th+
	Adam Bowling, RHP	Chicago White Sox, Free Agent
	Aeden McQueary, C	San Diego Padres, Free Agent
	Eric Suttle, OF	Independent Team
2006	Mike Deveaux, SS	Philadelphia Phillies, 33rd+
	Romas Hicks, RHP	Kansas City Royals, 22nd
	Matt Handley, RHP	San Diego Padres, Free Agent
	B.J. Hubbert, C/OF	New York Mets, 32nd+
	Justin Newman, RHP	Cincinnati Reds, Free Agent
	Tom Rispoli, P	Independent Team+
2005	Ryan Garmon, LHP	Cincinnati Reds, Free Agent
	Brett Strickland, RHP	Colorado Rockies, 18th
	Ben Rulon, LHP	Tampa Bay Devil Rays, 38th
2004	Tim Burgess, 1B	Boston Red Sox, 21st
2003	Gabe Council, P	Independent Team+
	Jonathan Craig, RHP	Cincinnati Reds, Free Agent
	Tanner Rogers, C	Florida Marlins, 8th*
	Ronnie Robinson, RHP	San Diego Padres, 24th
	Andrew Rush, RHP	Independent Team
2001	Jay Fields, OF	Independent Team
	Ryan Patrylo, RHP	Independent Team
2000	Scott Youngbauer, SS	Philadelphia Phillies, 10th
	Billy Boughey, RHP	Philadelphia Phillies, Free Agent
	Kevin Hopper, RHP	Atlanta Braves, Free Agent
1999	Jay Langston, OF	Pittsburgh Pirates, 12th
	Bobby Kidd, C	Independent Team
	Nathan Knight, INF	Independent Team
	Josh Perry, LHP	Independent Team
1998	Rodney Dickinson, RHP	Atlanta Braves, Free Agent
	Matt Griffin, SS	Chicago Cubs, 32nd+
1997	Jamie Glore, P	Independent Team+
	Mark Mortimer, C	Atlanta Braves, Free Agent
1996	Michael Brand, 2B	Independent Team
	Jason Glover, OF	Milwaukee Brewers, 30th
	Courteney Stewart, OF	Chicago Cubs, 26th+
1995	Jason Glover, OF	Baltimore Orioles, 43rd (did not sign)
	Jason Eller, OF/1B	Independent Team
	Keith Ingram, OF	Independent Team
	Brock Radaker, RHP	Independent Team
1988	Steve Fanning, SS	St. Louis Cardinals, 7th+
1980	Russell Eagle, OF	Atlanta Braves, 21st

+ - signifies player finished career at another college or university

\* - signifies player signed National Letter of Intent with Georgia State, but opted to pursue professional career





GSU Strength & Conditioning Coach KEN COGGINS works directly with the baseball team. He works with each player to increase fitness, strength and overall conditioning to achieve results on the field. Coggins has worked with college and professional athletes for over two decades.



# SPEED, STRENGTH & CONDITIONING PLAYER DEVELOPMENT





# COLONIAL ATHLETIC ASSOCIATION

*Regarded as one of the nation's top collegiate conferences, the CAA has produced:*

- 16 national team champions in five different sports
- 33 individual national champions
- 12 national players of the year
- 12 national coaches of the year
- 12 Honda Award winners



Stretching along the East Coast, the CAA footprint includes six of the nation's top media markets – New York, Philadelphia, Boston, Washington, D.C., Atlanta and Baltimore.



# ATHLETIC FACILITIES



**GSU BASEBALL COMPLEX**



Georgia State University has several fine athletic facilities that its student-athletes call home. While men's and women's basketball, as well as volleyball compete at the **GSU Sports Arena** in downtown Atlanta, many of the Panthers' athletic teams host their competitions in Panthersville, located about 10 miles from campus. The complex features the home facilities for baseball, softball and men's and women's soccer.

The **GSU Baseball Complex** has seen many upgrades over the past few seasons. A state-of-the-art drainage system has been installed, the infield laser-leveled and the warning track upgraded. A new scoreboard with digital enhancements was installed, while each team's dugout was expanded two years ago. Prior to the 2012 season, the stadium received a brand-new public address system and several cosmetic upgrades.



*The GSU Baseball Complex includes the beautiful Reeves Fieldhouse, which houses the team locker room and coach offices. It is named after longtime GSU supporters Bill and Sue Reeves.*





**The Georgia State Sports Arena serves as the “Home of the Panthers” for men’s and women’s basketball, volleyball and the Athletic Department offices. The Arena is just one block from the State Capitol and Underground Atlanta, as well just two blocks from Peachtree Street.**

**The Georgia Dome serves as the home to the football team. The facility has hosted a pair of Super Bowls and NCAA Men’s Final Four Tournaments.**



**Softball’s Robert E. Heck Softball Complex serves the team with an indoor practice facility complete with batting cages and a weight room.**

**The Georgia State men’s and women’s tennis teams compete at the Piedmont Park Tennis Center. It serves as the perfect backdrop right in the heart of the city of Atlanta.**



**Men’s and Women’s soccer played its first seasons at the new field at Panthersville in 2007, receiving a new scoreboard and stadium seating as a part of the renovations and upgrades. Lights were added to the stadium prior to the start of the 2008 season.**

**Eagle’s Landing Country Club is the home of Georgia State golf. The 27-hole facility previously hosted the LPGA’s Chick-fil-A Charity Classic.**





# GREG FRADY

**HEAD COACH**



**6TH YEAR**

*TROY STATE, 1987*

*COLUMBUS STATE, 1989*



**T**hrough five full seasons, Greg Frady has established an unprecedented pattern of winning within the Panther baseball program. Frady was named head coach at Georgia State in June of 2006, becoming the eighth coach in the history of the 34-year program.

Frady already boasts the highest winning percentage (.581) in school history with a 169-121-1 record, turning the Panthers into national contenders in his five-year tenure. He trails only Mike Hurst, who finished his Panther career in 2006 with 293 career wins, for the most victories in school history.

For the third straight year and fourth time under his tutelage, Frady led the Panthers to the Colonial Athletic Association Championship Tournament in 2011, one of only two teams to qualify in each of the last three seasons.

In going 37-21 in 2011, the Panthers posted the second-highest winning percentage (.638) in school history while recording 30-plus victories for the fourth straight season. GSU also tied a single-season record with 17 CAA victories, won a school-record 11 straight games during the year and won the most home games in school history by going 26-7 at home.

Frady also guided the 2011 Panthers to their third win at rival Georgia Tech in five seasons, a 6-3 triumph on March 2 over the #23 Yellow Jackets at Russ Chandler Stadium. Frady's team posted five total wins over RPI top-60 teams, including two over CAA champion James Madison in earning GSU's first-ever series win over the Dukes in April.

Georgia State's pitching staff posted an all-time low 4.29 ERA during the 2011 season, second-best in the CAA and over two runs lower than the Panthers' 2010 mark.



2011 also saw the departure of Frady's first full signing class, which he helped become the all-time winningest class in the history of the program, with 143 victories over four seasons.

Frady helped the Panthers pick up a league-high six all-conference accolades in 2011, including Rob Lind, Mark Micowski and Brandon Williams' selections on the all-CAA first team.

After graduating 12 seniors, Frady led the 2010 squad to 34 wins, the second most in school history, while watching a record six players earn All-CAA honors. The team broke the school records for batting average, slugging percentage, runs scored, hits, doubles, home runs, total bases, RBIs, base on balls, conference wins, conference winning percentage and home winning percentage. The squad sat among the top of the NCAA rankings in several categories during the year, including batting average and slugging percentage. At the end of the season, the Panthers led the nation in runs scored per game and sacrifice flies.

Individually, Frady oversaw Mark Micowski and Brandon Williams shatter the runs scored, hits and RBI single-season marks, while graduat-



Frady has tutored 25 All-CAA selections as Panthers head coach, including Drew Shields (3), an all-conference designated hitter in 2011.

ing arguably the greatest player statistically in the history of the program and his first-ever signee, Bradley Logan. Logan graduated from State as the winningest player in the history of the program and had 10 career records when he moved on.

Personally, Frady reached the 100-win plateau at Georgia State during the March 6th double-header against North Carolina Central. It took the fewest games of any coach in Panther history to reach that feat. With 169 victories at GSU, Frady trails only Mike Hurst, who finished his Panther tenure in 2006 with 293 career wins, for the most victories in school history.

Frady also reached the 300th win of his career as the Panthers defeated Hofstra on April 9th, 2010, 9-2. Before becoming the associate head coach at Georgia State and assistant coach at UCF, Frady was the head coach at North Florida Community College, earning 187 victories. His career collegiate coaching record now stands at 356-232-1.

In 2009, he led the squad to its first CAA Championship and NCAA Regional berth after a school record 39 wins, including a regular season win over third-ranked Georgia Tech at Russ Chandler Stadium.

Five Panthers earned All-CAA status for the second year in a row. After earning the conference championship, another five Panthers earned all-tournament honors, led by Tournament M.O.P Bradley Logan.

To go along with the school records for wins, the Panthers shattered the winning percentage mark and established new marks in runs scored, hits, saves, strikeouts, RBI's, games played, at bats, innings pitched and putouts. The squad also finished the regular season and CAA Tournament by tying the school record with eight straight wins.

## **GREG FRADY AT GSU** (AS HEAD COACH)

	OVERALL	CAA
<b>2007</b>	<b>26-32</b>	<b>15-15*</b>
<b>2008</b>	<b>32-23</b>	<b>12-17</b>
<b>2009</b>	<b>39-22*</b>	<b>12-9*</b>
<b>2010</b>	<b>34-23-1</b>	<b>17-6-1*</b>
<b>2011</b>	<b>37-21</b>	<b>17-13*</b>
	<b>169-121-1+</b>	<b>73-60-1</b>

+HIGHEST WINNING PERCENTAGE IN GSU HISTORY (.581)

\*NCAA TOURNAMENT APPEARANCE

\*CAA TOURNAMENT CHAMPIONS

\*CAA TOURNAMENT BERTH



# GREG FRADY

## HEAD COACH



During this 2008 season, Frady led the team to 33 wins, which at the time set a new school record as well. In his four years, he is credited with three of the five 30-plus win seasons in school history. The 2008 team opened the season with eight straight victories

which matched the school record for longest winning streak set during the 2000 season, when the Panthers won eight in a row from Feb. 18-29. It also marked the best start to a season in Panther history as the squad won four-game series against both Jackson State and IPFW.

He also watched as then sophomore Bradley Logan established a new school record for hits with 85 during that season.

Under Frady's tutelage, Jean-Michel Rochon-Salvas was named to the Brooks Wallace National Player-of-the-Year Preseason Watch List before the start of the season. Logan earned the same honor in 2009. During that same time frame, catcher Marc Mimeault was named to the Johnny Bench Preseason Watch List in both years.

Rochon-Salvas set a new career mark for hits, only to be broken by Logan, and finished his four-year career at State with 267. He also earned CAA Scholar-Athlete of the Year honors for the second straight season and was a national nominee for the Lowe's Senior CLASS Award. During Mimeault's senior year, he flirted with batting .400 most of the 2009 season, finishing the year with a .398 average.

Also in 2008, designated hitter Derek Simmons was named All-CAA First Team, while Logan and Rochon-Salvas earned second team honors. Chase Childers and Robinson Polanco both earned third team honors.

Simmons became the first Panther to earn back-to-back All-CAA First Team honors in school history, while Ryan Moore and Mimeault earned second team honors in 2009. Aidan Frances and Brandon Williams were both also honored with spots on the third team.

Frady also oversaw the advancement of closer Justin Malone, who earned freshman All-America honors from both Baseball America and the National Collegiate Baseball Writers Association. In 2010, Malone established a new school career saves record.

Frady's first season at the helm of the Panthers in 2007 was highlighted by the team's second straight appearance in the CAA Championship. The team reeled off six consecutive victories on two separate occasions, while three players earned postseason honors. Luke Gordon became the first Panther to earn All-CAA First Team honors, while Charlie Pelt and Eric Suttle earned second team honors.

Before being promoted to head coach, Frady spent two seasons as the Panthers' associate head coach under Mike Hurst. He helped lead State to the Atlantic Sun Conference Championship in 2005 and then the 2006 CAA Championship during the team's first season as a member of the Colonial Athletic Association.



*Frady's squads have broken 16 offensive school records and 12 pitching & defensive records in his five seasons as Panthers head coach.*

Prior to joining Georgia State, Frady served as the associate head coach at the University of Central Florida from 1997-2003. The Knights were ranked in the Top 25 in each of his seven seasons. UCF collected six conference championships during that time (three regular season and three tournament). The Knights also made four appearances in the NCAA Tournament and played in two regional finals. He was part of four 40-win teams (1997, 1998, 2000, 2002) and one 50-win team in 2001.

Frady also helped mentor current GSU pitching coach Jason Arnold, a four-year standout on the UCF pitching staff (1998-01) who went on to be drafted in the second round of the 2001 MLB Draft by the New York Yankees.



## THE FRADY FILE

(YEAR-BY-YEAR COACHING RECORD)

YEARS	SCHOOL	RECORD	NOTES
1988-1990	COLUMBUS STATE (ASSISTANT COACH/INTERIM HEAD COACH)	102-48	
1991-1996	NORTH FLORIDA CC (HEAD COACH)	187-112	SCHOOL SEASON WINS RECORD 4 TIMES
1997-2003	CENTRAL FLORIDA (ASSOCIATE HEAD COACH)	285-146	4 NCAA REGIONALS 3 CONFERENCE TITLES
2005-2006	GEORGIA STATE (ASSOCIATE HEAD COACH)	51-63	2 POSTSEASON BERTHS
2007-PRESENT	GEORGIA STATE (HEAD COACH)	169-121-1	NCAA REGIONAL BERTH 4 CAA TOURNAMENT BERTHS

Before making the move to UCF, Frady spent six seasons as the head coach at North Florida Community College in Madison, Fla. During his tenure, the team broke the school record for wins in a season four times in six years. He started his coaching career at Columbus State University in 1988, where he served as an assistant for three seasons. Frady took charge as interim head coach in the summer of 1990, after the Cougars went to the NCAA Division II World Series with a 38-15 record.

Frady has recruited and coached 22 All-Americans, while 90 of his former players have been drafted or signed professional contracts, including David Buchanan who was selected in the seventh round of the 2010 MLB Draft. Six of his players have reached the major leagues: Aaron Fultz of the Cleveland Indians (2000-2007), Mike Maroth of the St. Louis Cardinals (2002-2007), Clay Timpner of the San Francisco Giants (2008), Esix Sned, previously with the New York Mets (2002, 2004), Matt Fox of the Minnesota Twins (2010) and Drew Butera (currently with the Twins).

Frady played collegiately at Troy State University and helped the Trojans reach the Division II World Series twice. In 1986, his team won the national championship and was later named the best Division II team of all-time at the 1997 Division II College World Series.

Frady also currently serves as the head coach of the German National Team. In the spring of 2008, his squad came just two games shy of qualifying for the Beijing Olympics. In 2009, he led the squad to a win over China in the Baseball World Cup, only the second win in the history of the country. That was just over a month after the German team defeated the United States at the World Baseball Challenge in British Columbia and finished in second place.

In 2005, Frady led the German team to the B-Pool Gold Medal and a fourth place finish at the European Championship, earning the team a spot in the 2007 World Cup. The fourth place finish at the 2005 European Championship was the highest a German squad had placed in that competition and marked the first time the Germans qualified for the World Cup.



Frady and GSU assistant Nick Hogan teamed up to coach Germany at the 2011 Baseball World Cup in Panama.



# GREG FRADY

## HEAD COACH

Frady holds a position on the ABCA Ethics Committee and is the founder and chair of the Georgia Dugout Club Ethics Committee.

Frady is also very active in the community. He served as Rotary Club president in Madison, Fla., when coaching at North Florida Community College, and continues working through Rotary International as a keynote speaker at numerous events. Frady has a long record of working with chambers of commerce and conducts instructional clinics for coaches and youth baseball players. Additionally, he had an article about recruiting published in a national magazine.

Over the past year, he has done work with Brazilian Baseball Confederation to help get equipment and raise awareness of the game in the soccer mecca.



Frady was born in Ellijay, Ga., on Dec. 2, 1962, and graduated from Gilmer High School in 1981. He was named the most valuable player on both the basketball and baseball teams his senior year. In 2006, he was inducted into the Gilmer High School Athletic Hall of Fame.

Frady received his bachelor's degree in education and recreation from Troy State in 1987, and earned a master's degree in administration from Columbus State in 1989.

*Greg and his wife Rhonda will celebrate their 25th wedding anniversary this year.*

*The couple resides in Gwinnett County and has two children- daughter Bailey, 19, and son Riley, 16.*





# GSU BY THE NUMBERS

## UNDER FRADY (2007-PRESENT)

**79**

COME-  
FROM-BEHIND  
WINS

**34**

WINS PER  
YEAR

**10**

EXTRA-INNING  
WINS

**8**

MLB DRAFT  
PICKS

**4**

CONFERENCE  
POSTSEASON  
BERTHS

**13**

SHUTOUTS

**25**

ALL-CAA  
PLAYERS

GEORGIA STATE

Pitchers		Batters	
1. [Name]	[Stats]	1. [Name]	[Stats]
2. [Name]	[Stats]	2. [Name]	[Stats]
3. [Name]	[Stats]	3. [Name]	[Stats]
4. [Name]	[Stats]	4. [Name]	[Stats]
5. [Name]	[Stats]	5. [Name]	[Stats]
6. [Name]	[Stats]	6. [Name]	[Stats]
7. [Name]	[Stats]	7. [Name]	[Stats]
8. [Name]	[Stats]	8. [Name]	[Stats]
9. [Name]	[Stats]	9. [Name]	[Stats]
P. [Name]	[Stats]	P. [Name]	[Stats]

FRADY



# JASON ARNOLD

**ASSISTANT COACH**



**2ND YEAR**

*UCF, 2001*

**J**ason Arnold made an immediate impact in his first season as Georgia State's pitching coach in 2011, guiding the staff to its lowest team ERA in school history (4.29).

Under Arnold's direction, GSU also set school records in 2011 by tossing seven shutouts and allowing just 284 runs, 245 earned. The team also yielded a record-low 25 home runs and 31 wild pitches on the season. The Panthers finished among the top three in 13 conference pitching categories, including holding opposing batters to a .272 average.

Arnold's influence may have been most profound on right-handed starter Will Campbell, as the senior flourished in his final season at GSU to become one of the Colonial Athletic Association's top pitchers. Campbell tied a school record by winning nine games, recorded a team-low 2.86 ERA, and earned All-CAA second team honors.

Additionally, Arnold transitioned junior right-hander Justin Malone into a starting pitcher with great success, after Malone had become GSU's all-time saves leader in his first two seasons at closer. In 2011, Malone went 7-1 while becoming the first pitcher in school history to be named CAA Pitcher of the Week three times in one season.

Junior closer Jake Dyer earned All-CAA third team honors in his first season working with Arnold, saving the second-most games in school single season history (8). GSU would win 31 of 32 contests when holding a lead after six innings and converted all 33 chances successfully when leading after eight.

The Panthers pitching staff began 2011 with 20.2 straight scoreless innings, another school record.

Arnold was hired to serve as the Panthers' pitching coach in July, 2010 after two years at Bethune-Cookman University.







*The Panthers pitching staff set seven team & individual school records in Arnold's first season, including posting an all-time low 4.29 ERA.*

Arnold, a native of Melbourne, Fla., played baseball collegiately at the University of Central Florida from 1998-2001, while current GSU head coach Greg Frady was an assistant coach for the Golden Knights.

Arnold was a two-time all-american while at UCF and the only player in the history of the Atlantic Sun Conference (previously the TAAC) to earn all-conference honors four times.

He became the only pitcher to ever be inducted into the UCF Athletics Hall of Fame in 2006 after an illustrious college career that was highlighted by the Golden Knights' 51-win season in 2001. UCF advanced to the regional final during that season and was ranked among the top 10 teams in the nation for several weeks.

Arnold finished his degree at UCF in 2006, following parts of six seasons in the minor leagues, including two stints on Major League Baseball 40-man rosters.



*Arnold receives instruction from then-Knights assistant Frady while a senior at UCF in 2001.*

Collegiately, Arnold was drafted in the second round of the 2001 amateur baseball and signed with the New York Yankees. After being traded to the Oakland Athletics in July of 2002, he was traded again to the Toronto Blue Jays in December of 2002. During his stint in the minor leagues, he compiled a career record of 29-26 with a 3.33 ERA in over 530 innings pitched, striking out 465 and walking just 179.

After retiring from professional baseball in 2006, he spent two years as a high school English teacher and head baseball coach at Cocoa High School in Cocoa, Fla., compiling a 19-8 season record in 2008. He was also the founder and head coach of the elite summer showcase team, the Brevard Aces.

Arnold spent the 2009 and 2010 seasons at Bethune-Cookman University in Daytona Beach, Fla. He helped lead the Wildcats to back-to-back MEAC regular season and tournament championships, making a pair of NCAA Regional berths.

In 2009, the team finished the year 18th in the NCAA in strikeouts per nine innings, while allowing the 27th fewest hits allowed per nine innings and setting a school record with 482 strikeouts. The Wildcats led the MEAC in every major pitching statistical category and had a pair of senior pitchers drafted.

In 2010, the Wildcats finished 21st in the nation in strikeouts per nine innings, while only 31 of the 473 innings pitched were thrown by seniors.

*Arnold is married to the former Jennifer Daniels. The couple resides in Atlanta and has two children, Sydney- 4, and Grant, 2.*





# WILLIE STEWART

**ASSISTANT COACH**



**1ST YEAR**

*UNC ASHEVILLE, 2000*

**W**illie Stewart joined the GSU baseball staff in November 2011 after a successful playing and coaching career in Asheville, where he was most recently the Bulldogs' head coach for five seasons, from 2005-2009.

In 2006, Stewart led UNC Asheville to the school's first NCAA Tournament appearance by capturing the Big South conference tournament as the Bulldogs won a school-record 28 games during the year. Baseball America recognized UNC Asheville as one of the most improved programs in the nation under Stewart's guidance.

A UNC Asheville alum, Stewart lettered four seasons for the Bulldogs from 1996-2000, earning first-team all-conference honors at second base his senior year. That 2000 season, he batted .300 with 32 RBIs and established a school-record 18-game hitting streak.



A native of Winston-Salem, N.C., Stewart and his wife Christine have two children- son Kendall, 4, and daughter Kailyn, 3.

Stewart then spent three years as an assistant coach with the Bulldogs and one season on the staff at Elon, where he helped guide the Phoenix to the 2002 NCAA Tournament as an at-large selection.

Currently, four of Stewart's former players are playing professionally. At Asheville, two players earned all-region honors, five made the all-conference team and one earned Big South Pitcher of the Year honors.

Stewart also helped his Bulldogs squad achieve the highest GPA of any male team at UNC Asheville.

He remains very active in summer player camps and has also coached two summer wooden bat league squads.

With the Panthers, Stewart assists with the GSU offense and is heavily involved with the team's recruiting efforts.





# TIM BURGESS

**VOL. ASSISTANT COACH**



**1ST YEAR**

**GEORGIA STATE, 2006**

**T**im Burgess, one of the best hitters in Georgia State baseball history, has joined the coaching staff as a volunteer assistant.

A native of Dallas, Ga., Burgess played first base for the Panthers from 2003-04 and later earned his bachelor's degree from GSU in 2006.


Burgess still holds the school's single season batting record with a .413 average in 2004, belting a hit in 21 straight games, also a school record at the time. His 19 doubles and .665 slugging percentage that season also stand in the top ten of GSU's single season rankings.

Burgess was drafted by the Boston Red Sox in the 22nd round of the 2004 Major League Baseball amateur draft and played three seasons professionally in the New York-Penn, South Atlantic and Carolina leagues. He also played in the Frontier League in the summer of 2006.

After returning to earn his degree from GSU, Burgess then moved on to begin his coaching career.

He joined the baseball staff at Young Harris College in 2007, where he spent two seasons working with the hitters and outfielders.

*Burgess batted a school-record .413 in 2004 with 19 doubles.*



The Mountain Lions flourished on offense with Burgess on the staff, breaking seven offensive school records, claiming 12 all-conference selections and producing three MLB draftees in 2009.

Burgess also spent time in 2009 working in the highly competitive Cape Cod League, on the staff of the Hyannis Mets.

Most recently, Burgess joined the staff at Georgia Perimeter College for the 2011 season, where the Jaguars captured the Georgia Collegiate Athletic Association title and were ranked in the national top 25.

Last summer, Burgess was the head coach the Brookhaven Bucks of the Atlanta-based, wooden-bat Sunbelt League, guiding the Bucks to a second place finish and the league playoffs.

*Burgess married the former Felicia Boyd in September of 2011 and the couple resides in Atlanta.*





# NICK HOGAN

**DIR. OF BASEBALL OPS.**



**3RD YEAR**

**GEORGIA STATE, 2009**

**N**ick Hogan enters his first season as Director of Baseball Operations in 2012 after two seasons as a volunteer assistant coach.

During his two seasons on the coaching staff, GSU set numerous school records and won 73 total games, qualifying for the CAA Tournament both years. The Panthers earned six all-conference selections during each season.

Hogan has also served as an assistant coach in the Sunbelt and Coastal Plain summer wooden bat leagues, guiding teams to top finishes and playoff appearances.

Hogan joined the baseball staff after a very successful two-year career playing for Georgia State and graduating in December 2009.

He finished his career eighth in stolen bases in just those two seasons, serving as the Panthers lead-off hitter during most of that time.

Hogan had a reputation as being a hard-nosed player who would run into walls and take an inside pitch to the hip to help his team, evident by the fact he finished third on the all-time hit by pitch list with 25, just four off the school record.

During his senior year, Hogan played in 58 games, tied for the sixth most in a single season in school history, helping lead the Panthers to their first-ever CAA Championship and NCAA Regional appearance. He tied for second on the team with 58 runs scored, the fourth most in a single season in school history. He finished his season tied for fifth in the CAA in stolen bases and in runs scored.

In 2008, Hogan led the team and the CAA with five triples while tying the school record with being hit by a pitch 16 times. He finished the year tied for third on the team with 19 multi-hit games.

Prior to coming to Georgia State, Hogan attended Pitt Community College in North Carolina, earning first team all-region X honors after hitting .360 with 32 RBIs during his second season. Hogan led the Bulldogs with 59 hits, four triples and 24 stolen bases, guiding the team to a 32-20 mark and appearance in the Region X championship game. Hogan also collected first team honors during his freshman year, leading the team with a .423 batting average and collecting a team-best 55 hits and 26 stolen bases.

Hogan graduated high school at nearby St. Pius X, leading the team to the state quarterfinals during this junior year. That same season, he earned first-team all-state honors.

## LUKAS MARTIN


**TEAM MANAGER**



**1ST YEAR**  
**GEORGIA STATE**

## JACOB KELLER

**ATHLETIC TRAINER**



**1ST YEAR**  
**FLORIDA STATE, 2011**

## KEN COGGINS

**STRENGTH/CONDITIONING**



**5TH YEAR**  
**MISS. STATE, 1986**

## DUSTY BENNETT

**ACADEMIC ADVISOR**



**4TH YEAR**  
**GEORGIA STATE, 2008**



# PANTHER ATHLETIC CLUB

The Panther Athletic Club (PAC) is the official fundraising arm of Georgia State University Athletics. Annual donations made by PAC members cover the rising costs of expenses such as, but not limited to: athletics scholarships, facilities, recruiting, travel, schedule enhancements and non-budgeted operating expenses associated with each of our 19 varsity sports. Your annual unrestricted support helps provide GSU Athletics with the necessary margin of excellence to be successful in the Colonial Athletic Association and at the national level.

A student-athlete's success directly involves you. Your support in the stands drives GSU's student-athletes to be their best in competition.

**Your annual gift builds a foundation  
for them to stand on.**



**Todd Reeser**  
Sr. Associate Athletics  
Director for Development



**Kevin Miller**  
Assistant Athletics Director  
for Development



**Ford Williams**  
Associate Director  
for Development



**Kyle McKeon**  
Coordinator for Development  
& Ticket Sales

**Call the PAC at (404) 413-4000**

## Mike Hurst Endowed Baseball Scholarship



Mike Hurst embodies the true spirit of a Panther, helping resurrect the Georgia State baseball program, starting in 1992. He served as the Panthers' pitching coach from 1992-1993 and took over as the interim head coach for the final 12 games of the 1993 season. After being elevated to the position of head coach following the season, Hurst guided the Panthers for 13 more years until he stepped down as head coach following the 2006 season.

Hurst coached the Panthers for a school-record 725 games and led GSU to 293 victories, also a school record, during his 14-year tenure. Most notably, he led the Panthers to wins against ranked Georgia and Georgia Tech teams during the 2000 season. He is the only Panther head coach to beat both in-state rivals during the same season.

Hurst coached five All-Americans, five all-region players, 29 all-conference selections and saw 25 players sign professional contracts.

## Steve Rosenberg Memorial Endowed Baseball Scholarship



Steve "Rosie" Rosenberg, a native of Boston, moved to Atlanta in the 1960's as a teenager and attended Georgia State in the early 1970's.

A lifelong baseball fan, Rosenberg thrived in the business world after his education at Georgia State. He helped establish Steverino's Subway chain and Premier Video. He joined the Atlanta Division of Men's Senior Baseball League, where he served as commissioner from 1993 until his death in 2006. From 1988-2006, Rosenberg served as the MSBL/MABL World Series assistant tournament director. In 1997, he was an inaugural inductee into the MSBL/MABL Hall of Fame.

During the 1996 Summer Olympics, Rosenberg served as baseball information director at Atlanta-Fulton County Stadium.


He regularly attended Panther games and banquets, and always talked proudly of his affiliation with Georgia State baseball.



# ATHLETICS ADMINISTRATION



**JAMES GREENWELL**  
*Executive Senior Associate  
Director of Athletics*



**JAMIE BOGGS**  
*Senior Associate AD -  
Compliance & SWA*



**TIFFANY DANIELS**  
*Senior Associate AD -  
External Affairs*



**MARVIN LEWIS**  
*Senior Associate AD -  
Finance & Administration*



**TODD REESER**  
*Senior Associate AD -  
Development*



**ISAAC FULLARD**  
*Associate AD -  
Corporate Sales*



**ALLISON GEORGE**  
*Associate AD -  
Communications*



**BOB MURPHY**  
*Associate AD - Sports  
Medicine & Nutrition*




**JOHN PORTLAND**  
*Associate AD - Facilities,  
Operations & Events*




**DENA FREEMAN-PATTON**  
*Associate AD -  
Student-Athlete  
Development*



**DR. ANDREW SUMNER**  
*Faculty Athletics  
Representative*



**MISTY BROWN**  
*Assistant AD -  
AD Operations*



**TINA KELLY**  
*Assistant AD -  
Marketing*



**KEVIN MILLER**  
*Assistant AD -  
Development*



**BEN POLLARD**  
*Assistant AD - Speed,  
Strength & Conditioning*



**AWILDA RAGLAND**  
*Assistant AD -  
Human Resources*



**CHARLIE TAYLOR**  
*Assistant AD -  
Communications*



**KEVIN WHITE**  
*Assistant AD -  
Business*





# 2010-11 GSU ATHLETICS



## IN THE CLASSROOM

2	Academic All-Americans
3.0	Student-athlete cumulative GPA
4	CAA Scholar-Athletes of the Year
7	Academic All-District honorees
46	President's List honorees
120	Dean's List honorees
134	CAA Commissioner's Award
965	APR score for GSU teams
5,000	Hours of community service

## ON THE FIELD

1	All-American
2	CAA Team Titles
2	CAA Coach of the Year honorees
4	CAA Rookie of the Year winners
7	Teams in the Top 4 in the CAA
8	CAA Individual Champions
33	CAA Player of the Week honorees
42	All-CAA selections
30,237	Fans at inaugural football game

Yolanda Berryhill  
Academic All-American

Georgia State has won 10 CAA TEAM TITLES since joining the league in 2005-06, including Softball and Track & Field in 2011.



Charlotte Lorentzen  
Two-time CAA Golfer of the Year



# 2012 TEAM ROSTER

# PANTHER BASEBALL 2012



No.	Name	Pos.	B/T	Ht.	Wt.	Cl.	Hometown (High School/Previous School)
1	Jackson Harris	OF	L/R	5-10	190	Jr.	Melbourne, Fla. (Melbourne HS/Lynn/Brevard)
1	Gabe Shivers	OF	L/R	5-9	155	R-Sr.	McDonough, Ga. (Eagle's Landing Christian/Yng. Harris/Emory)
2	Justin Malone	RHP/SS	R/R	5-10	175	Sr.	Abingdon, Va. (Abingdon HS)
3	Drew Shields	3B/2B	R/R	5-10	181	Jr.	Canton, Ga. (Woodstock HS/Darton)
4	Brandon Williams	1B/3B	R/R	6-1	200	Sr.	Marietta, Ga. (Kell HS)
5	Jonathan Kolowich	OF	R/R	6-3	210	R-Sr.	Kennesaw, Ga. (Blessed Trinity HS)
6	Daniel Blaustein	2B	R/R	5-10	167	Sr.	Atlanta, Ga. (Holy Innocents')
7	Caden Bailey	SS/2B	L/R	5-10	166	Fr.	Suwanee, Ga. (Lambert HS)
8	Roy Seldenrijch	SS/2B	R/R	5-11	168	Fr.	Ridderkerk, Netherlands (Thorbecke VO Rotterdam)
9	Joey Wood	OF	R/R	6-0	200	R-Sr.	Columbus, Ga. (Northside Columbus HS)
11	Aidan McLaughlin	RHP	R/R	6-4	193	R-So.	Duluth, Ga. (Peachtree Ridge HS)
12	Jake Dyer	RHP	L/R	6-1	196	Sr.	Conyers, Ga. (Salem HS/Georgia Perimeter)
13	Kody Adams	OF	L/L	5-8	178	Fr.	Williamson, Ga. (Pike County HS)
14	Caleb Gore	SS	R/R	6-3	175	Fr.	Cumming, Ga. (North Forsyth HS)
15	T.J. Sullivan	LHP	L/L	6-2	163	Fr.	Winter Garden, Fla. (West Orange HS)
16	Nick Squeglia	RHP	R/R	6-0	185	Sr.	Lawrenceville, Ga. (Collins Hill HS)
17	Jerry Stuckey	RHP	R/R	6-1	155	Fr.	Perry, Ga. (Home School)
18	Connor Stanley	RHP	R/R	6-2	193	Fr.	Oviedo, Fla. (Oviedo HS)
19	Cole Outz	RHP	L/R	6-6	207	Jr.	Warner Robins, Ga. (Warner Robins HS/Young Harris)
20	Max Schmitz	RHP	R/R	6-7	196	Fr.	Bonn, Germany (Ernst-Montz-Arndt-Gymnasium)
21	Joel Van Asch	C	L/R	5-10	175	Fr.	Fayetteville, Ga. (Whitewater HS)
23	Ben Marshall	RHP	R/R	5-11	175	Sr.	Loganville, Ga. (Loganville HS)
24	Tyler Claburn	RHP	R/R	6-3	190	Sr.	Peachtree City, Ga. (Starr's Mill HS/Wallace-Dothan)
26	Landon Anderson	C	R/R	5-11	208	Jr.	Suwanee, Ga. (Buford HS/Gordon)
27	Scott Sarratt	C	R/R	5-11	200	Jr.	Statesboro, Ga. (Statesboro HS/Georgia Perimeter)
28	Mark Hogan	OF	L/R	5-11	202	R-Jr.	Matthews, N.C. (Lincoln-Sudbury (Mass.) HS)
29	Alex Prescott	C/1B	R/R	6-2	222	Fr.	Marietta, Ga. (Walton HS)
32	Landon Bennett	OF	R/R	6-2	194	Sr.	Duluth, Ga. (Greater Atlanta Christian/Wofford)
34	Greg Bowder	INF	R/R	5-9	170	Jr.	Acworth, Ga. (Harrison HS/Young Harris)
35	Hunter Cash	LHP	L/L	6-2	209	R-So.	Buford, Ga. (Buford HS/Middle Georgia)
40	Brandon Bast	RHP	R/R	6-0	225	R-Jr.	Dacula, Ga. (Mill Creek HS/Georgia Perimeter)
45	Jason Boulais	RHP	R/R	6-1	173	So.	Cocoa, Fla. (Space Coast HS/Indian River State)
47	Travis Lee	RHP	R/R	6-3	255	R-So.	Griffin, Ga. (Spalding HS/Darton)

## Coaching Staff

Head Coach:	#10 Greg Frady, 6th Year (Troy, 1987)
Assistant Coach:	#22 Jason Arnold, 2nd Year (UCF, 2001)
Assistant Coach:	#25 Willie Stewart, 1st Year (UNC Asheville, 2000)
Volunteer Assistant:	#33 Tim Burgess, 1st Year (Georgia State, 2006)

## Support Staff

Director of Operations:	Nick Hogan
Athletic Trainer:	Jacob Keller
Strength & Conditioning:	Ken Coggins
Team Manager:	Lukas Martin

## Pronunciation Guide

Frady -- FRAY-dee	Kolowich -- COAL-o-which
Aidan McLaughlin -- AAA-din mic-LAWF-lin	Outz -- OOTS
Blaustein -- BLAUW-steen	Sarratt -- suh-ROT
Boulais -- boo-LAY	Seldenrijch -- SELL-ten-rike
Claburn -- CLAY-burn	Squeglia -- SKWELL-yuh
Dyer -- DYE-er	

## Alphabetical

13 Adams, Kody	2 Malone, Justin
26 Anderson, Landon	23 Marshall, Ben
7 Bailey, Caden	11 McLaughlin, Aidan
40 Bast, Brandon	19 Outz, Cole
32 Bennett, Landon	29 Prescott, Alex
6 Blaustein, Daniel	27 Sarratt, Scott
45 Boulais, Jason	20 Schmitz, Max
34 Bowder, Greg	8 Seldenrijch, Roy
35 Cash, Hunter	3 Shields, Drew
24 Claburn, Tyler	1 Shivers, Gabe
12 Dyer, Jake	16 Squeglia, Nick
14 Gore, Caleb	18 Stanley, Connor
1 Harris, Jackson	17 Stuckey, Jerry
28 Hogan, Mark	15 Sullivan, T.J.
5 Kolowich, Jonathan	21 Van Asch, Joel
47 Lee, Travis	4 Williams, Brandon
	9 Wood, Joey



### **The Sports Communications Office**

The 2012 Georgia State Baseball Media Guide was produced to aid the media in its coverage of the Panther baseball team. Additional information and photographs are available to accredited members of the media through the Georgia State Sports Communications office. If you need additional materials, please contact Assistant Sports Information Director Ned Colegrove at (404) 413-4166 or via e-mail at [ecolegrove@gsu.edu](mailto:ecolegrove@gsu.edu).

### **Mailing Address:**

Georgia State University  
Attn. Sports Communications Office  
125 Decatur Street SE, Suite 130  
Atlanta, GA 30303

### **Media Credentials**

If media (or professional scouts) are interested in covering a home game, please contact Ned Colegrove at least 24 hours in advance. All credentials for home games are available for pick up at the ticket office approximately two hours before first pitch.

### **Press Box**

Limited media seating is available at home games. The press box can be reached at (518) 817-3564. Phone lines are available for visiting broadcasters and other media members upon request and availability.


### **Media Services**

Up-to-date game notes and statistics, along with roster cards and media guides will be available at each home game. Box scores will be available in the press box after the contest.

Statistics will be kept live online for each game and a live game blog will also be provided for most road contests. Both can be found at [GeorgiaStateSports.com](http://GeorgiaStateSports.com).

### **Interviews**

All interview requests for Georgia State baseball coaches and players should be made through Ned Colegrove. Student-athletes will be made available during non-class hours. Coach Frady is available most mornings. Student-athletes and Coach Frady will also be made available after weekday practices.



**Ned Colegrove**  
Assistant Sports  
Communications  
Director

### **On the Radio**

For the 13th consecutive season, a slate of Georgia State baseball games will air on the Georgia State Radio Network. Games can be heard in the Atlanta area and all of North Georgia on WRAS-FM 88.5, the flagship station for Georgia State Athletics. Games can also be heard on the Internet via [GeorgiaStateSports.com](http://GeorgiaStateSports.com) and [WRAS.org](http://WRAS.org).




*"Voice of the Panthers" Dave Cohen is in his 13th season broadcasting GSU baseball.*

Dave Cohen returns to the microphone for selected airings of Georgia State Panther baseball in 2012. Now in his 29th season as the play-by-play announcer for Georgia State men's basketball, baseball and football, Cohen has been behind the microphone for more than 900 Panther games.

He also enters his 14th season as the radio broadcast coordinator, which includes overseeing the women's basketball radio broadcasts as well as hosting the weekly Ron Hunter and Bill Curry coaches call-in shows during the season (he will be joined for home games by select former players upon availability). The Panther Pre-Game Show begins 30 minutes prior to first pitch.

Cohen is a veteran sports reporter in Atlanta, having worked for WGST-AM 640, WCNN-AM 680, WSB-AM 750, and WGUN-AM 1010. He also spent 12 seasons working with the Furman University Football Radio Network in Greenville, S.C. prior to adding Georgia State football to his schedule.

Cohen is a native of Lowell, Mass., and a graduate of Georgia State University. He and his wife Carol reside in Alpharetta. The couple has an 11-year-old son Samuel, and a seven-year old son, Jackson.



**Dave Cohen**



## PREDICTED ORDER OF FINISH

Team .....	Points
1. James Madison (5) .....	95
2. UNC Wilmington (2) .....	88
3. Old Dominion (2) .....	76
<b>4. Georgia State (2) .....</b>	<b>74</b>
5. VCU .....	63
6. George Mason .....	46
T7. Delaware .....	44
T7. William & Mary .....	44
9. Towson .....	30
10. Hofstra .....	27
11. Northeastern .....	19

As voted by CAA Head Coaches  
(First-place votes in parentheses)



The Panthers have been in the CAA play-off picture four of the last five years, and are an early favorite to make the post-season once more in 2012.

## ALL-PRESEASON TEAM

Player, School	Pos.	Cl.
Andrew Parker, Towson	C	Jr.
Hunter Ridge, UNC Wilmington	1B	Jr.
Chris Cook, George Mason	2B	Jr.
Josh Wright, Old Dominion	SS	Sr.
<b>Brandon Williams, Georgia State</b>	<b>3B</b>	<b>Sr.</b>
Aaron Barbosa, Northeastern	OF	So.
Danny Poma, Hofstra	OF	Sr.
Thomas Pope, UNC Wilmington	OF	Sr.
Johnny Bladel, James Madison	UT	Jr.
<b>Drew Shields, Georgia State</b>	<b>DH</b>	<b>Jr.</b>
Sean Tierney, James Madison	SP	Sr.
Ben Tomchick, Old Dominion	SP	Sr.
Brett Koehler, William & Mary	RP	Jr.



GSU All-CAA selections  
Drew Shields (top) and  
Brandon Williams.



Player of the Year: Josh Wright, Old Dominion

Honorable Mention (receiving multiple votes):  
Taylor Perkins, C, VCU; Chris Baker, 1B, Old Dominion; Ty McFarland, 1B, James Madison; D.J. Long, 2B, Delaware; Andrew Cain, OF, UNCW; Bill Cullen, OF, VCU; Dan Schafferman, OF, George Mason; Brig Tison, UT, George Mason; Joey Burney, DH, Old Dominion; Zack Helgeson, DH, George Mason; Andrew Leenhouts, SP, Northeastern; **Justin Malone, SP, Georgia State; Jake Dyer, RP, Georgia State**



## NCBWA PRESEASON POLL

Rk.	School	Conference	Record
1.	Florida	Southeastern	53-19
2.	South Carolina	Southeastern	55-14
3.	North Carolina	Atlantic Coast	51-16
4.	Stanford	Pac-12	35-22
5.	Texas A&M	Big 12	47-22
6.	Arkansas	Southeastern	40-22
7.	Texas	Big 12	49-19
8.	Rice	Conference USA	42-21
9.	Georgia Tech	Atlantic Coast	42-21
10.	Florida State	Atlantic Coast	46-19
11.	Vanderbilt	Southeastern	54-12
12.	LSU	Southeastern	36-20
13.	TCU	Mountain West	43-19
14.	Oklahoma	Big 12	41-19
15.	Arizona State	Pac-12	43-18
16.	Miami	Atlantic Coast	38-23
17.	Clemson	Atlantic Coast	43-20
18.	Arizona	Pac-12	39-21
19.	Cal State Fullerton	Big West	41-17
20.	UCLA	Pac-12	35-24
21.	Georgia	Southeastern	33-32
22.	Oregon State	Pac-12	41-19
23.	Virginia	Atlantic Coast	56-12
24.	UC Irvine	Big West	43-18
25.	Louisville	Big East	32-29
26.	California	Pac-12	38-23
27.	St. John's	Big East	36-22
28.	UCF	Conference USA	39-23
29.	Southern Miss	Conference USA	39-19
30.	Ole Miss	Southeastern	30-25
31.	Stetson	Atlantic Sun	43-20
32.	Baylor	Big 12	31-28
33.	Dallas Baptist	Independent	42-20
34.	Mississippi State	Southeastern	38-25
35.	Coastal Carolina	Big South	42-20

Records are from 2011 season

*Italics- 2012 opponent*

Also receiving votes (alphabetically):

Alabama (35-28), Auburn (29-29), Belmont (38-26), Bethune-Cookman (36-25), Cal State Bakersfield (33-22), Charlotte (43-16), College of Charleston (39-22), Connecticut (45-20-1), Creighton (45-16), East Carolina (41-21), FIU (40-20-1), Fresno State (40-16), Georgia Southern (36-26), **Georgia State (37-21)**, Gonzaga (32-19-1), Illinois (30-27), Jacksonville (37-24), *James Madison (42-19)*, Kansas State (36-25), Kent State (45-17), Kentucky (25-30), Long Beach State (29-27), Maine (33-24), Michigan State (36-21), Missouri State (33-23), N.C. State (35-27), Nebraska (30-25), Oklahoma State (35-25), *Old Dominion (30-26)*, Oral Roberts (39-22), Oregon (33-26-1), Sam Houston State (35-24), San Diego State (22-36), Seton Hall (34-25), USC (25-31), Stony Brook (42-12), Tennessee (25-29), Texas State (41-23), Texas Tech (33-25), Troy (43-19), Tulane (31-26), *UNC Wilmington (31-28)*, West Virginia (28-27), Wichita State (39-26).

## ESPN/USA TODAY COACHES' POLL

Rk.	School	Conference	Record
1.	Florida	Southeastern	53-19
2.	South Carolina	Southeastern	55-14
3.	Stanford	Pac-12	35-22
4.	North Carolina	Atlantic Coast	51-16
5.	Texas	Big 12	49-19
6.	Texas A&M	Big 12	47-22
7.	Rice	Conference USA	42-21
8.	Arkansas	Southeastern	40-22
9.	Florida State	Atlantic Coast	46-19
10.	Georgia Tech	Atlantic Coast	42-21
11.	TCU	Mountain West	43-19
12.	Vanderbilt	Southeastern	54-12
13.	Miami (Fla.)	Atlantic Coast	38-23
14.	LSU	Southeastern	36-20
15.	Oklahoma	Big 12	41-19
16.	Cal State-Fullerton	Big West	41-17
17.	Virginia	Atlantic Coast	56-12
18.	UCLA	Pac-12	35-24
19.	Oregon State	Pac-12	41-19
20.	Arizona	Pac-12	39-21
21.	St. John's	Big East	36-22
22.	California	Pac-12	38-23
23.	Clemson	Atlantic Coast	43-20
24.	Louisville	Big East	32-29
25.	Georgia	Southeastern	33-32

Records are from 2011 season

*Italics- 2012 opponent*

Also receiving votes: UC-Irvine (43-18) 102; Connecticut (45-20-1) 29; Mississippi State (38-25) 28; Baylor (31-28) 27; Dallas Baptist (42-20) 25; Oregon (33-26) 24; *Stetson (43-20)* 23; Southern Mississippi (39-19) 20; Fresno State (40-16) 13; Kent State (45-17) 13; Oklahoma State (35-25) 12; East Carolina (41-21) 9; Troy (43-19) 9; North Carolina State (35-27) 8; Georgia Southern (36-26) 7; Creighton (45-16) 6; Mississippi (30-25) 6; Missouri State (33-23) 6; Southern California (25-31) 6; Illinois (30-27) 5; Wichita State (39-26) 5; Alabama (35-28) 4; Belmont (38-26) 4; Coastal Carolina (42-20) 4; Pittsburgh (33-23) 4; Central Florida (39-23) 3; *UNC-Wilmington (31-28)* 3; College of Charleston (39-22) 1; Jacksonville (37-24) 1; *James Madison (42-19)* 1; Oral Roberts (39-22) 1; Southeastern Louisiana (35-22) 1; Stony Brook (42-12) 1.

## NCBWA PRESEASON ALL-AMERICANS

## First Team

C Mike Zunino, Florida; 1B Adam Brett Walker, Jacksonville; 2B LJ Mazzilli, Connecticut; 3B Stephen Piscotty, Stanford; SS Bo Cuthbertson, Southern Utah; OF Victor Roache, Georgia Southern; OF Daniel Aldrich, Coll. of Charleston; OF Tyler Naquin, Texas A&M; DH Brad Zebedis, Presbyterian; UT Brian Johnson, Florida; SP Michael Roth, South Carolina; SP Tyler Ray, Troy; SP Ross Stripling, Texas A&M; SP Branden Kline, Virginia; SP Matt Price, South Carolina; RP Tony Bryant, Oregon State; RP Caleb Reed, Mississippi State; RP Kory Knebel, Texas

## Second Team

C Josh Elander, TCU; 1B Christian Walker, South Carolina; 2B Tony Renda, California; 3B Colin Moran, North Carolina; SS Alex Mejia, Arizona; OF Kyle Wren, Georgia Tech; OF James Ramsey, Florida State; OF Landon Anderson, Dallas Baptist; DH Marco Gonzales, Gonzaga; SP Sean Tierney, James Madison; SP Ty Blach, Creighton; SP Kyle Kraus, Portland; SP DJ Baxendale, Arkansas; SP Buck Farmer, Georgia Tech; RP John Neely, Texas Tech; RP Austin Maddox, Florida; RP Tyler Smith, Rider

## Third Team

C Jeremy Schaffer, Tulane; 1B Joey DiMichele, Arizona State; 2B Devon Travis, Florida State; 3B Erich Weiss, Texas; SS Deven Marrero, Arizona State; SS Tyler Hannah, Troy; OF Pablo Bermudez, FIU; OF Andrew Rash, Virginia Tech; OF Travis Jankowski, Stony Brook; OF Thomas Pope, UNC Wilmington; DH Zac Fisher, New Mexico State; UT Josh Deuze, Ohio State; UT D.J. Hicks, UCF; SP Brady Rodgers, Arizona State; SP Justin Jones, California; SP Austin Kubitz, Rice; SP Andrew Smith, Charlotte; SP Justin Amlung, Louisville; SP Karsten Whitson, Florida; **RP Jake Dyer, Georgia State**; RP Nick Wittgren, Purdue; RP Chris Overman, N.C. State

*Italics- Plays for 2012 GSU opponent*

## NCBWA STOPPER OF THE YEAR WATCH LIST

Hugh Adams, Florida Atlantic; Chris Anderson, Jacksonville; *Luke Bard, Georgia Tech*; *Jake Boyd, Stetson*; Tony Bryant, Oregon State; Matt Carasiti, St. John's; Pat Christensen, La Salle; Alex Cillo, Bucknell; Scott Coffman, New Mex. St.; Caleb Dudley, Louisiana Tech; Matt Duncan, Morehead State; **Jake Dyer, Georgia State**; Cale Elam, Wichita State; Matt Gardner, Nevada; Kyle Glancy, Northern Illinois; Ryan Harvey, Seton Hall; Ryan Hawthorne, LMU; Todd Hornsby, Jacksonville St.; Zack Jones, San Jose St.; Corey Knebel, Texas; Forrest Koumas, South Carolina; Kenny Long, Illinois St.; Stefan Lopez, Southeastern Louisiana; Austin Maddox, Florida; Eddie Magallon, Long Beach St.; *Tyler Maloof, Georgia*; Kevin McKague, Army; Jeff McVane, Texas State; Michael Morin, North Carolina; John Neely, Texas Tech; Chris Overman, N.C. State; *Robbie Powell, Stetson*; Caleb Reed, Mississippi State; Joel Rinehart, Navy; Steven Rodriguez, Florida; Joe Rogers, UCF; Nolan Sanburn, Arkansas; Michael Schum, Wright State; Tyler Smith, Rider; Kurt Spomer, Creighton; Tyler Wagner, Utah; Tony Wieber, Michigan State; Abram Williams, Radford; Nick Wittgren, Purdue; Evan Zerff, Long Island



**Leading Off**

The Georgia State baseball team will look to blend a mix of veteran leadership and great young talent in 2012 as it seeks a fourth straight postseason appearance.

After the loss of 15 seniors from last year's 37-win club, GSU brings into the fold a skilled group that Panther fans will be cheering on for years to come. With many departures from the lineup and the mound, GSU must replace nearly three-quarters of its scoring offense and over two-thirds of its innings pitched from 2011.

Thirteen players return from last year's squad to anchor the cause, while GSU welcomes 19 new faces- 10 freshmen, three sophomores, four juniors and two seniors- into the mix for 2012.

Greg Frady enters his sixth year as head coach and looks to continue his unprecedented success at the school. His 169-121-1 record gives him the highest winning percentage among GSU's eight all-time coaches and already puts him in second for most wins.

Frady has taken the team to four postseason appearances in his first five years, including GSU's first-ever NCAA Regional appearance after capturing the 2009 Colonial Athletic Association crown.

Frady is joined by second-year pitching coach Jason Arnold, who led the Panther staff to immediate success in his first year. The former collegiate ace and professional hurler helped GSU to a record-low 4.29 ERA and seven shutouts in 2011.

The offensive staff is bolstered by first-year assistant Willie Stewart, a former head coach at UNC Asheville that set many school records in his five seasons with the Bulldogs. Also working with Panther batters is first-year volunteer assistant Tim Burgess, one of the best hitters in GSU history, who still holds the Panther single-season batting title with a .413 average in 2004.

As a nod to the consistency of the program under Frady, the Panthers have once again been picked to finish in the thick of the CAA postseason race. League coaches have slotted GSU fourth in preseason voting. The Panthers have not finished below fourth since 2008 and GSU is one of just two CAA schools to reach each of the last three conference tournaments, joining UNC Wilmington.

This year welcomes changes to both the CAA postseason format and venue. The top six schools in the conference standings will reach the league tournament this year, as it was played until 2009. Meanwhile, the target shifts from longtime-host Brooks Field at UNCW to James Madison University's Eagle Field at Veterans Memorial Park. The Dukes' turf-field facility opened in 2010 and the Panthers are 2-1 in their brief history at the park.



*"I'm thrilled about bringing together this group of experienced leaders with our young talent. If we can have everyone come together, it will be exciting to see how far this team can go."*

**-Coach Greg Frady**

**Infielders**

While much of the GSU defensive lineup has left from 2011, the Panthers have the luxury of all-conference infielders at both corners in senior Brandon Williams and junior Drew Shields.

Williams, a Marietta, Ga. native who continues his assault on the school record books, figures to anchor first base in his final season in a Panther uniform. The senior was named to the 2012 preseason all-conference team after taking first-team all-CAA accolades in 2011. Williams batted .342 a season ago with 36 RBIs, 12 doubles and 43 runs scored. He stands tied for fourth in school history with a .359 career average at the plate and ranks in the top 10 of five additional GSU career categories.



**Brandon Williams**

Shields joins Williams on the league's 2012 all-preseason team after taking home second-team all-CAA accolades in his first year at GSU. The junior college transfer became a fixture in the

Panther lineup in 2011, racking up a .321 average over 45 games with 20 RBIs and 35 runs scored. He will likely man third base for the Panthers this year and is also available as a designated hitter.

Senior Daniel Blaustein returns as the team's lone veteran middle infielder. Blaustein has made 79 career appearances- mostly at second base, including 18 starts. He can start or be used as a valuable pinch-hitter off the Pan-



ther bench and will help bring along GSU's talented young group of middle infielders.

GSU's trio of freshman newcomers up the middle have the coaching staff very excited about the future and will compete for playing time right away.

Caden Bailey, an all-region player from nearby Lambert High in Suwanee, can step in at either shortstop or second base. Roy Seltenrijch, who comes to GSU from Redderkerk, Netherlands, will also compete for a starting job up the middle. Seltenrijch has played the last three years in the Dutch Major Leagues and exhibits skill beyond his years. Meanwhile, Caleb Gore, an all-state selection at North Forsyth High in Cumming, is another talented freshman that figures to earn playing time immediately. Gore has also been worked out as a pitcher to provide the Panthers with multiple options.

Junior Greg Bowder also offers depth at either shortstop or second base, having starred at Harrison High in Kennesaw then playing one season for Young Harris College before coming to GSU.

Freshman Alex Prescott from nearby Marietta's Walton High swings a big bat and can play a variety of positions for the Panthers, including first base.

## Catchers

GSU has replenished its catching unit with two experienced junior college standouts and one true freshman from metro-Atlanta, and it's a tight three-way race for starting time.

Junior Landon Anderson is a strong candidate the for job, joining the Panther club after earning all-conference honors behind the plate a season ago at Gordon College. He batted over .300 in each of his first two collegiate seasons.

Fellow junior Scott Sarratt flashes a terrific glove behind the plate, one that earned him national Gold Glove status as a catcher last season for Georgia Perimeter College. He finished with a perfect 1.000 fielding percentage in 2011 after converting all 285 defensive chances.

Also a quality option despite his youth is freshman Joel Van Asch, an all-county selection out of Whitewater High in Fayetteville. He batted .437 from the left side of the plate a year ago in leading his prep squad to the state finals and figures to see action quickly due to his all-around ability.



## Outfielders

The Panther outfield crew will be another brand new unit that includes one veteran returning from injury, a standout youngster and two football stars.

The one returning letterman is Jonathan Kolowich, a talented player from Kennesaw who redshirted last season with a back injury. Kolowich is a career .309 hitter with 11 home runs and 66 RBIs over three seasons, and he looks to regain his form in 2012. He is currently tied for seventh all-time at GSU with nine sacrifice flies.

True freshman Kody Adams excites the GSU staff as much as any player, as his scholastic resume is as strong as any recruit in program history. Adams finished seventh all-time in Georgia high school record books with 182 career

hits at Pike County High in Williamson. His 65 hits last season were the fourth-most in state single-season history and earned him Georgia Dugout Club AA Player of the Year honors as he batted .550 and took his squad to the state finals. Adams bats left-handed and flashes great speed around the bases, giving the Panthers a talented all-around option for the top of the order.

A star at linebacker on the gridiron for GSU, prep baseball standout Mark Hogan joins the Panther outfield for the 2012 season. Hogan has two years of eligibility on the diamond as he adds great athleticism and talent to the outfield unit. Hogan starred for four high school seasons



*Jonathan Kolowich*

at Lincoln-Sudbury in Massachusetts, boasting a career .363 average and claiming all-conference honors his senior year.

Another player trading in the pigskin is outfielder Landon Bennett, a three-year kicker on the Wofford College football team who also played baseball for the Terriers. He has one year of eligibility at GSU and is an early starting option after having a strong fall. On the diamond, Bennett drove in 73 runs over three seasons at Wofford after an all-region career at metro-Atlanta's Greater Atlanta Christian school.



Gabe Shivers is a fellow senior who joins the Panther squad as a speedy outfield option from Emory University. He is another left-handed hitter who earned all-conference honors for the Eagles and boasted a terrific fielding percentage roaming the outfield. He can be used in many different ways for GSU.

### Designated Hitter

Redshirt-senior Joey Wood, who coaches call one of the best hitters in program history, will mainly be featured at DH in 2012.

Wood's numbers back up the acclaim- he boasts a career .355 average, just 17 points off the school record, and stands in the school's top 10 all-time for slugging percentage (.558).

Before being sidelined by injuries last season, Wood batted .309 with 20 RBIs and 40 total bases in just 20 games. Many of his 112 career appearances have come in the outfield, but the coaching staff will likely keep Wood in the DH role in 2012.



Joey Wood

### Pitchers

The revamped Georgia State pitching staff looks to continue the momentum of a unit that boasted the best ERA of any CAA team during the regular season (4.23) in 2011. While many newcomers are on hand this year, a core unit of veterans will be relied upon throughout the season. A couple of key injuries however will hamper some returning fire power.

Right-hander Justin Malone, the school's all-time ERA (3.79) and win percentage (.857) leader, will miss the early part of the season after having knee surgery over the winter break. The senior from Abingdon, Va. boasts a career 12-2 record and also holds the all-time GSU saves mark (12). Coaches hope to have Malone in top shape for the CAA season beginning in late March as he looks to duplicate a terrific 2011 campaign. In his first year as a starter, Malone earned a school-record three CAA Pitcher of the Week honors last year and picked up seven victories over 85 innings.

While Malone figures to return later this year, the Panthers won't be as lucky with another top right-hander. Senior Nick Squeglia had offseason Tommy John surgery performed by renowned orthopedic surgeon Dr. James An-

draws and will redshirt the 2012 season. He will be one of the Panthers' top options in 2013, having earned 11 career wins.

Luckily for the Panthers, an All-America standout headlines the group of arms who are healthy and ready for action this spring.

Senior right-hander Jake Dyer, who was named an NCBWA Preseason All-America third-teamer, figures to transition into a starting role after excelling as closer last year. In his first year with GSU after transferring from junior college, Dyer went 3-0 in 2011 with a team-low 1.67 ERA. He finished with eight saves- two shy of the school single-season record- and allowed just six runs and seven walks in 32.1 innings en route to third-team all-CAA honors.

Dyer will likely be GSU's Opening Day starter, leading a group comprised of seven returnees and seven promising newcomers.

Returning for his senior season is four-year Panther Ben Marshall, whose 36 career appearances stand second on the team only to Malone. The right-hander has done it all in his time at GSU, having started five times and saving three games.

Fellow senior right-hander Tyler Claburn also figures to be one of GSU's go-to arms. He saw action in 10 games last year, striking out 11 batters in his first season with GSU after transferring from junior college.

Junior right-handers Cole Outz and Brandon Bast return after combining for 12 appearances and a 1-1 record in 2011, their first year with the team. Each will have a chance to be prominently featured on the mound this year.

Redshirt-sophomore Aidan McLaughlin is another strong option for the Panthers in any spot, as he held opponents to a .190 average in his first season of action in 2011.

Two incoming sophomores figure to play a key role in 2012. Hunter Cash, a left-hander from Buford, Ga., comes to GSU after making seven appearances with Middle Georgia College last season. Jason Boulais, a right-hander from Cocoa, Fla., makes the move to Atlanta after 16 strikeouts in 13 appearances with Indian River State College in Florida.

Meanwhile, the Panthers welcome four talented



Jake Dyer



freshmen arms who will not only brighten the future, but can help immediately.

Six-foot-seven Max Schmitz, a right-hander from Bonn, Germany, comes to GSU having already competed for head coach Greg Frady on the world stage. Schmitz appeared with Frady's German national squad at both the 2011 World Port Tournament in Holland and the 2011 Baseball World Cup in Panama, where he allowed just one earned run in eight innings against some of the world's best competition.

Stateside, GSU brings in three additional freshmen. First is right-hander Jerry Stuckey, a standout home schooler from Perry, Ga., who once tossed a perfect game in club ball. Then come two players from the Sunshine State: T.J. Sullivan, an all-metro left-hander from Winter Garden, Fla., and Connor Stanley, an all-conference right-hander from nearby Oviedo, Fla. The two combined to go 15-2 with 116 strikeouts last year in their senior high school seasons.



**Aidan McLaughlin**

It's not just the position players who have college football experience. Redshirt-sophomore right-hander Travis Lee will make the move to the mound in 2012 after playing on coach Bill Curry's inaugural team as a defensive lineman in 2010. While a two-sport high school star at Spalding High in Griffin, Ga., Lee earned all-state honors as both a catcher and pitcher. He then played one fall season at Darton College.

One thing the 2012 Panther pitching staff will have on its side is height. GSU boasts five pitchers who are six-foot-three or taller in Schmitz (6'7"), Outz (6'6"), McLaughlin (6'4"), Claburn (6'3") and Lee (6'3").

## 2012 Schedule

The GSU baseball team will tackle a formidable 56-game schedule that features five teams who competed in last year's NCAA tournament- three of whom finished inside the RPI top-20.

The Panthers will play five in-state opponents, taking on city rival Georgia Tech in a home-and-home two-game stint and locking up once with Georgia in Athens. GSU will also battle in-state foes Kennesaw State and Mercer

multiple times and adds Savannah State into the mix.

Georgia State is slated to play 29 home games at the Panthersville baseball complex during the year.

GSU adds a host of additional tests to the schedule, including Austin Peay and Stetson, NCAA tournament teams from a year ago.

The Panthers will play all 10 Colonial Athletic Association opponents once again this season, each in a three-game series, for 30 games.

"This schedule will be one of the most difficult and challenging of my tenure as coach at Georgia State," says Frady. "We've added some new tests, continue series with the top teams in the state and have our traditional conference foes who always present a challenge. This schedule definitely tests our team and the early-season slate will certainly prepare us for conference play."


Frady's squad kicks off its season with a four-game home set Feb. 17-19 against Western Illinois of the Summit League. The Panthers welcome the Leathernecks to Atlanta for the second straight season, having taken three of four games from WIU last year.

GSU then makes the hour-long trek to Athens for a Feb. 22 battle with UGA, its fourth matchup with the Bulldogs under Frady. The Panthers dropped a 13-9 slugfest at Foley Field in 2009 in the teams' most recent meeting. Last year, the Bulldogs reached the NCAA Tournament as an at-large selection, finishing the season with an RPI of 16.

The Panthers will return home Feb. 24-26 to host a three game series with Austin Peay, an Ohio Valley Conference team that defeated Georgia Tech in the opening game of the NCAA tournament before eventually falling in the Atlanta regional.

GSU's tough early season continues with a round-robin invitational March 2-4 at Stetson, a squad that earned a number two seed in the NCAA tournament and finished with an RPI of 20. The Panthers will also face Penn and Southern Illinois over three days in DeLand, Fla.

March 7 brings one of the fan highlights of the 2012 schedule as GSU plays host to perennial power and



**Tyler Claburn**



crosstown rival Georgia Tech in Panthersville. It is the first of two games against the Yellow Jackets on the year as the Panthers will travel to Russ Chandler Stadium later in the season. Frady guided the GSU squad to its third victory in five years over a ranked Tech team last season in the Jackets' home park, defeating then-#23 Tech, 6-3. The Jackets finished with an RPI of 10 on the year after falling in the regional round of the NCAA tournament.



*The Panthers play 29 home games this year at the GSU Baseball Complex.*

GSU will face another strong local foe in Kennesaw State March 9-11, playing a three-game series against the Owls that features one game in Panthersville and two at the Owls' Stillwell Stadium. KSU finished last year with an RPI of 95 and is one of seven RPI top-100 teams from last season that the Panthers will face in 2012.

GSU continues its in-state tour with a trip to Mercer March 14, the first of two midweek matchups on the year against the Bears, the most common opponent in Panther baseball history. The teams have met 101 times since 1970.

Colonial Athletic Association play begins for Georgia State March 16, when the Panthers start a home series with Northeastern. The Panthers took two of three games last year against the Huskies in Brookline, Mass., helping GSU position itself for another CAA postseason berth.

Defending CAA champion James Madison then visits Panthersville March 23-25 for one of the most highly anticipated series of the year. Last season, the Panthers earned their first-ever series victory over the eventual conference champs with a Sunday grand slam for a 2-1 series win. JMU earned a measure of revenge in the CAA tournament, handing the Panthers their only shutout loss of the year and the first of two defeats to end GSU's season. JMU went on to finish with an RPI of 48- the highest of any CAA team after two wins in the NCAA tournament.

GSU then hits the road for conference series at George Mason (March 30-April 1) and Hofstra (April 6-8), teams the Panthers went a combined 5-1 against last year. William & Mary visits Atlanta April 13-15, then the Panthers make their trip to Russ Chandler Stadium to tangle with the

Yellow Jackets once again April 17.

GSU resumes CAA play by traveling to Towson April 20-22, a team the Panthers swept a year ago to open conference play.

The Panthers will take on UNCW at home for the first time since 2007 when the Seahawks visit Panthersville April 27-29. UNCW qualified for yet another CAA tournament last season- having done so each year since the conference's founding in 1986- and finished 100th in the final RPI rankings. GSU's first CAA championship came by defeating the Seahawks on their home field in the 2009 league title game, 12-10.

GSU will begin the final month of the regular season with a trip to The Diamond to face VCU May 4-6, locking up with the Rams for the first time in Richmond since a wild 14-14 tie between the teams in 2009.

Frady's club hosts its final home series May 11-13, welcoming the Delaware Blue Hens to Panthersville. GSU has won three of five series against UD since joining the CAA, but dropped two of three games in Newark, Del., last year.

The Panthers' last series of the regular season will see GSU travel to Norfolk, Va. to face Old Dominion May 17-19. The Monarchs ended GSU's campaign last year at the CAA tournament, eliminating the Panthers by a 7-3 score on the tournament's second day.

During the 2012 season, the Panthers will also play midweek contests with Monmouth, Alabama State, USC Upstate and UNC Asheville.

### Season Outlook

After re-tooling much of the lineup and facing a stiff 2012 slate, the Panthers will certainly have their work cut out for them as they look to reach a fourth-straight CAA tournament this spring.

With senior leaders like Williams, Malone, Dyer, Wood and Kolowich, the team still boasts plenty of experience and looks to use that to its advantage throughout the year.

If the Panther pitching staff can find the right mix of arms to depend on and some young position players contribute quickly, GSU will almost certainly contend in every game it plays, no matter the competition.

While many of the names have changed, Panther fans can expect another thrilling season as GSU looks to capture its second CAA championship in four years and reach the NCAA tournament once more.







## DANIEL BLAUSTEIN #6

**SR - 2B**

**5-10 - 167 - R/R**

**Atlanta, Ga. - Holy Innocents' School**



### CAREER AT GEORGIA STATE

One of the Panthers top student-athletes, has been honored many times for academic excellence in the classroom... Twice named an academic all-district selection and has earned numerous Colonial Athletic Association and school accolades... Also represents the team on the Student-Athlete Advisory Committee and has participated in the CAA SAAC Leadership Summit... Volunteers much of his time with the Boys and Girls Club... On the field, has a .283 career average in 79 games played... Owns a career .400 slugging percentage and .937 fielding percentage at second base.

### 2010

Earned CoSIDA Academic All-District III Second Team honors for his work in the classroom after serving as the Panthers top pinch-hitter during the season...Finished the year with 33 appearances and nine starts...Went 8-for-20 (.400) in the pinch-hit role, tops on the team with more than twice as many at-bats than his closest teammate...Batted .362 with two home runs, 16 runs scored and 17 RBIs, to go along with a .517 slugging percentage...Had a career game against Alabama State on March 23rd, going 5-for-6 at the plate with four runs scored and six RBIs...Made three straight mid-season starts, going 2-for-5 with a home run and three RBIs at Mercer on April 13th, followed by 2-for-4 and 1-for-3 with two runs scored performances against Air Force...Collected his first pinch-hit in the second game of the season against top five ranked Florida State.

### 2011



Appeared in 30 games during junior season, making nine starts at second base, third base and designated hitter... Pinch hit more than any other Panther... Batted .200 with 10 hits, including four doubles... Scored seven times and drove in six runs... Walked 11 times to reach base at a .344 clip... Had two hits each against Texas Southern February 20 and Florida A&M March 29... Scored twice against FAMU... Drove in two against UNC Asheville March 8... Named to the CoSIDA Academic All-District III Second Team for the second season in a row for his work in the classroom in helping push the Panthers' team GPA above 3.00.



### 2009

Made 16 appearances during his first year, including one start against Atlanta Christian...Went 3-for-12 at the plate with two runs scored and one driven in...Went 2-for-3 against Atlanta Christian with a run scored and his first career double...Earned first stolen base of his career also against Atlanta Christian.

### -CAREER STATISTICS-

Year	avg	gp-gs	ab	r	h	2b	3b	hr	rbi	tb	slg%	bb	hbp	so	gdp	ob%	sf	sh	sb-att	po	a	e	fld%
2009	.250	16-1	12	2	3	1	0	0	0	4	.333	3	0	3	1	.400	0	1	1-1	12	14	1	.963
2010	.362	33-8	58	16	21	3	0	2	17	30	.517	8	0	8	0	.426	2	0	1-1	13	19	4	.889
2011	.200	30-9	50	7	10	4	0	0	6	14	.280	11	1	13	1	.344	2	0	1-1	8	23	1	.969
TOTAL	.283	79-18	120	25	34	8	0	2	23	48	.400	22	1	24	2	.388	4	1	3-3	33	56	6	.937



## BLAUSTEIN (BLAUW-STEEN) SINGLE-GAME HIGHS

At Bats..... 6 (2x) vs. Western Illinois (2/26/11)\*  
 Runs..... 4 vs. Alabama State (3/23/10)  
 Hits..... 5 vs. Alabama State (3/23/10)  
 Doubles..... (8x) 1 vs. Hofstra (4/30/11)\*  
 Triples ..... N/A  
 Home Runs ..... (2x) 1 at Mercer (4/13/10)\*  
 RBI's..... 6 vs. Alabama State (3/23/10)  
 Walks ..... 2 vs. George Mason (5/2/10)  
 Stolen Bases..... (3x) 1 vs. Texas Southern (2/20/11)\*  
 \*most recent



*Blaustein had a career-best .969 fielding percentage in 2011 and has made just six defensive errors in 95 career chances.*



*Blaustein (right), pictured with fellow senior Jonathan Kolowich, after graduating with honors at the December 2011 commencement ceremony.*

## PREP

As a member of Dylan Deal's Holy Innocents' Golden Bears, was named to the AJC All-State First Team his senior year...Helped the Golden Bears to the state championship in 2007...Earned three varsity letters in both basketball and baseball at Holy Innocents'... Earned the Georgia Certificate of Merit Award.

## PERSONAL

Born on October 17, 1989, to David and Shella Blaustein in Atlanta, Ga....Has an older brother, Jack... Graduated in December with a degree in finance and is enrolled in the communications graduate program.





# TYLER CLABURN #24

SR - RHP

6-3 - 190 - R/R

Peachtree City, Ga. - Starr's Mill HS/Wallace-Dothan



## CAREER AT GEORGIA STATE

Evolving into one of GSU's most valuable arms... Has one season of eligibility after tossing 10 innings as a Panther in 2011.

### 2011

Appeared in 10 games on the mound in his first season at GSU, finishing with 11 strikeouts in 10.0 innings... Did not record a decision in compiling 8.10 ERA... Held opponents to .289 batting average... Pitched in one of Panthers' seven team shutouts... Had best outing against VCU March 27, striking out four batters in 2.1 innings... Fanned three against Alabama State March 15 and two each over one inning of work against Old Dominion April 15 and Mercer May 17... Named to President's List after earning 4.0 spring GPA.



## 2009-10

Played two seasons for former major league catcher Mackey Sasser at Wallace Community College in Dothan, Ala...During the 2009 season, made 18 appearances on the mound, throwing 60.1 innings and holding opponents to a .207 batting average, while striking out 50 and walking just 20...Followed in his sophomore season by going 7-4, striking out 50 and holding opponents to a .212 batting average in 63.2 innings pitched...Was a two-time academic all-conference honoree and finished his junior college career with 100 strikeouts in 124 innings pitched...Best performance came against Southern Union, earning a complete game victory to secure Wallace a spot in the state playoffs.

## PREP

Played for Brent Moseley at Starr's Mill High School in nearby Peachtree City...Was a member of Beta Club and the National Honor Society, while also making the Principal's Honor List with a 4.0 GPA.

## PERSONAL

Tyler Scott Claburn is one of two children to Shannon and Denise Claburn...Born on November 23, 1989, in Fort Sill, Okla....Has a younger brother, Chris...Majoring in chemistry...His father played baseball for two seasons at Snead State Community College.

## CLABURN (CLAY-BURN) SINGLE-GAME HIGHS

Innings Pitched ..... 2.1 vs. VCU (3/27/11)  
Strikeouts..... 4 vs. VCU (3/27/11)

## -CAREER STATISTICS-

Year	era	w-l	app	qs	cq	sho	sv	ip	h	r	er	bb	so	2b	3b	hr	bf	bavq	wp	hbp	bk	sfa	sha
2011	8.10	0-0	10	0	0	0/1	0	10.0	11	11	9	9	11	5	1	0	50	.289	2	1	0	2	0
TOTAL	8.10	0-0	10	0	0	0/1	0	10.0	11	11	9	9	11	5	1	0	50	.289	2	1	0	2	0





**JAKE  
DYER**

**#12**

**SR - RHP**

**6-1 - 196 - L/R**

**Conyers, Ga. - Salem HS/Georgia Perimeter**



### CAREER AT GEORGIA STATE

All-conference pitcher who has garnered national recognition and all-america status for his brief time in a Panther uniform... Stands in a tie for third on the school career saves list after just one season... Has allowed just six runs and seven walks in 32.1 innings at GSU... May also be used as a starting pitcher in 2012.



### 2012

Enters the season as arguably the Panthers' top arm... Has been named GSU's first-ever Preseason All-American as a third-team reliever by the National Collegiate Baseball Writers Association... Also named to CollegeBaseballInsider.com's Preseason All-American Honorable Mention list... One of 45 players named to the NCBWA's Stopper of the Year watch list, given to the nation's top closer..... Also named a preseason all-CAA honorable mention.

### 2011

Earned All-CAA third team pitching honors in just his first season with the program, compiling one of the top relief years in GSU history... Saved eight games, second most in Panther single-season history... Went 3-0 with a 1.67 ERA in a team-high 24 appearances... Struck out 23 while walking just seven in 32.1 innings... Did not allow anything larger than a double... Finished 21 total games, also second most in the GSU record books... Ended three of GSU's record seven shutouts... Picked up his first save with 2.0 innings at #23 Georgia Tech, striking out three... Earned first career victory with season-high 3.2 innings against Western Illinois February 26... Also struck out three at Kennesaw State March 23 and against Old Dominion April 17.

### DYER (DYE-ER) SINGLE-GAME HIGHS

Innings Pitched..... 3.2 vs. Western Illinois (2/26/11)  
Strikeouts..... (3x) 3 vs. Old Dominion (4/17/11)\*  
\*most recent

*Dyer needs 62.2 innings pitched in 2012 to qualify for the school's career ERA list. He currently boasts a 1.67 while the GSU record stands at 3.79.*

### -CAREER STATISTICS-

Year	era	w-l	app	gs	cq	sho	sv	ip	h	r	er	bb	so	2b	3b	hr	bf	bavg	wp	hbp	bk	sfa	sha
2011	1.67	3-0	24	0	0	0/3	8	32.1	33	6	6	7	23	6	0	0	135	.270	0	1	0	2	3
TOTAL	1.67	3-0	24	0	0	0/3	8	32.1	33	6	6	7	23	6	0	0	135	.270	0	1	0	2	3



## 2009-10

Spent two seasons playing for Danny Blue at Georgia Perimeter College, earning first team all-conference and all-tournament honors...During his sophomore year, went 8-4 with a 3.35 ERA and 87 strikeouts, helping his squad to a third place finish in conference and a 33-17 record...As a freshman, went 3-0 with a 4.94 ERA and 27 strikeouts, helping Georgia Perimeter to a 42-14 record and conference championship...As a sophomore, went 9.0 innings, allowing just two earned runs and striking out six against Gordon College, while also earning quality starts against Middle Georgia College and Darton College, allowing two earned runs or less in each of those starts.

## PREP

Played for Chris Davis at Salem High School, earning all region first team as well as county pitcher of the year honors after his senior season...Went 10-3 with a 1.67 ERA and 72 strikeouts in 71 innings pitched during his senior year, earning Salem HS Pitcher of the Year honors for the second year in a row and being named to the GHSA Top 100 list, also for the second year in a row, after earning all-state preseason team honors...Finished high school with the most wins in school history (19), the second most strikeouts (145) in a career and the second lowest ERA (1.88) in the history of the program...During his senior year, led Salem to a 28-8 record and the final four of the state championship...Compiled a 6-2 record in his junior year to go along with a 1.78 ERA and 50 strikeouts, earning all-region first team honors...As a sophomore, went 5-0 with a 2.18 ERA and 23 strikeouts, while being named to the all region honorable mention team.

## PERSONAL

Jacob Aaron Dyer is one of two children to Jack and Lisa Dyer... Born on August 30, 1989, in Conyers, Ga...Has a younger sister, Emily...Majoring in history, with a minor in political science...His uncle Jared played basketball at Tennessee Tech, while his uncle David played baseball at LaGrange College.

*Dyer figures to see action as a starter this year for GSU as well. He had started games in both high school and junior college before being used as a closer in 2011.*







# JONATHAN KOLOWICH #5

R-SR - OF  
6-3 - 210 - R/R  
Kennesaw, Ga. - Blessed Trinity HS



## CAREER AT GEORGIA STATE

Consistent performer for the Panthers at the plate and in the out-field over three seasons... Owns a .309 career batting average and .491 slugging percentage with 11 home runs and 66 RBIs... Has appeared in 109 career games with 71 starts... Also has been honored by the conference for academic success... Red-shirted last season with an injury and has one year of eligibility remaining.

## 2011

Redshirted season... Has one year of eligibility remaining.



*Kolowich looks to return to form in the outfield in 2012 after missing the previous season with a back injury. He has made 71 career starts.*

## 2010

Made 27 outfield starts and had 38 total appearances during his junior year, the most starts in his three-year career... Scored 39 runs in 38 games, making an impact at the plate, batting .327 on the year... Had a career best game against Alabama State on March 23rd, going 5-for-6 at the plate with a triple and six RBIs... Provided some ninth-inning heroics at Old Dominion on March 28th, belting a three-run home run to break a tie game and give State the lead... Went 2-for-5 with four runs scored and four RBIs at New Mexico State on March 14th... Went 3-for-3 with two runs scored and two RBIs versus UNC Asheville on March 9th... Scored a second solid performance against Alabama State on April 28th, going 3-for-5 with four runs scored and three RBIs... Had a three-hit game in just five at bats at Georgia, scoring twice... Finished the regular season with nine multiple-hit games, along with nine multiple-RBI games.

## 2009

Missed most of the second half of the season with a shoulder injury... Made one plate appearance as a pinch-hitter in the NCAA Atlanta Regional, walking in the eighth inning against top-seeded Georgia Tech... After missing the first weekend of the season with the flu, hit a pinch-hit home run in his first plate appearance of the season against Mercer on February 25th... Followed an inning later with a two-RBI single to help the Panthers to a 9-5 victory over the Bears... Made 18 starts this season and 30 total appearances... Hit four home runs in just 64 at bats, the most of any non-starter... Batted .281 on the season... In second game played, went 3-for-4 with a home run and three runs driven in against Eastern Michigan... Five multi-hit games during season... Finished year with a .447 on base percentage after walking 15 times and being hit by a pitch five times.

## -CAREER STATISTICS-

Year	avg	gp-gs	ab	r	h	2b	3b	hr	rbi	tb	slg%	bb	hbp	so	gdp	ob%	sf	sh	sb-att	po	a	e	fld%
2008	.309	41-26	97	23	30	4	0	2	19	40	.412	11	8	18	5	.408	4	1	6-6	59	2	0	1.000
2009	.281	30-18	64	20	18	2	0	4	11	32	.500	15	5	22	3	.447	1	0	0-3	27	2	4	.879
2010	.327	38-27	104	39	34	7	1	5	36	58	.558	25	3	24	4	.456	4	4	5-5	54	3	2	.966
TOTAL	.309	109-71	265	82	82	13	1	11	66	130	.491	51	16	64	12	.437	9	5	11-14	140	7	6	.961



## 2008

Played in 41 games, making 26 starts, including 18 in right field... After entering as a pinch hitter, went 1-for-2 with a sacrifice fly and three RBIs against Jackson State (2/23)...Hit solo homer in lone at-bat against IPFW (3/1)...Had a perfect 3-for-3 game with a double, RBI and three runs scored against Mercer (3/26)...Went 2-for-3 with a run scored and sacrifice fly RBI against No. 7 Georgia (4/16)...Doubled and finished game 4-for-4 with two runs scored and three RBIs against North Carolina Central (4/19)... Named CAA Rookie of the Week after going 6-for-11 (.545) with a double, five RBIs and three runs scored (4/21)...Belted two-run homer and doubled while going 2-for-3 with two RBIs against Alabama A&M (4/21)...Walked twice and went 2-for-3 with three runs scored against Samford (4/30).

## PREP

Played two years for Andy Harlin's Titans after spending two seasons at Kell High School ... Still holds the record for RBIs in a single season with 49 and triples in a season with eight at Blessed Trinity High School where he garnered all-state and all-region accolades, while leading the team to the 2006 Class AAA state title ... Earned Dugout Club of Atlanta Player of the Week honors during his junior year...After his senior year in high school, was selected to represent Team Georgia in the Sunbelt Series Tournament at the University of Oklahoma, featuring the top players in the country...Helped lead Team Georgia to the tournament title and was named to the Sunbelt Series All-Tournament Team.

## PERSONAL

Jonathan Ryan Kolowich is the youngest son of Brad and Beth Kolowich...Born on Feb. 20, 1989, in Kennesaw, Ga....Has an older brother, Brad, and two sisters, Kelly and Caroline... Father played baseball at former A-Sun Conference rival Jacksonville University... Graduated in December with a degree in marketing and is enrolled in the sports administration graduate program.



*Kolowich stands seventh in school history with nine sacrifice flies. He is nine shy of Bradley Logan's school record of 18.*

## KOLOWICH (COAL-O-WICH) SINGLE-GAME HIGHS

At Bats..... 6 vs. Alabama State (3/23/10)  
Runs ..... (3x) 4 vs. Alabama State (4/30/10)\*  
Hits..... 5 vs. Alabama State (3/23/10)  
Doubles..... (13x) 1 vs. Northeastern (5/15/10)\*  
Triples ..... 1 vs. Alabama State (3/23/10)  
Home Runs ..... (11x) 1 vs. Alabama State (4/30/10)\*  
RBI's..... 6 vs. Alabama State (3/23/10)  
Walks ..... (2x) 3 vs. North Carolina Central (3/6/10)\*  
Stolen Bases.....3 vs. Samford (4/30/08)  
\*most recent





# JUSTIN MALONE #2

SR - RHP/SS  
5-10 - 175 - R/R  
Abingdon, Va. - Abingdon HS



## CAREER AT GEORGIA STATE

Has put together one of the top pitching careers in GSU history... Currently boasts the school's highest all-time winning percentage (.875) with a 12-2 career record and lowest all-time ERA at 3.79 among qualifying pitchers... Has also saved the most games (12) in school history... Enters 2012 on preseason all-CAA honorable mention list... In career 58 appearances, has held opponents to a .272 batting average... Has fanned 105 batters while walking just 34 over 142.2 innings... Also a talented shortstop, has appeared in the field 73 times... Has 35 career hits at the plate... Has earned national recognition for talents on the mound and three CAA weekly pitching honors... Also has been honored by the conference for academic success.



For his career, Malone yields just one extra-base hit for every 10 batters he faces.

## 2011

Transitioned into starter's role during junior season with tremendous success after being named all-conference honorable mention prior to season... First Panther to be named CAA Pitcher of the Week three times in same season... Went 7-1 with a 3.81 ERA to run career record to all-time best 12-2... Struck out 52 while walking just 15 in 85.0 innings, the lowest walks-per-nine innings ratio in school history... Held opponents to .289 batting average... Tossed first complete game shutout in five-year Greg Frady GSU era April 24 at Northeastern, allowing just four hits while striking out five and walking just one in being named CAA Pitcher of the Week... Also earned the honor March 1 after throwing seven shutouts innings in 3-0 win over Western Illinois and again after striking out career-high 11 over eight innings in 2-1 victory over George Mason on season's final day May 21 to send GSU to third-straight CAA Tournament... Began season with 14.0 straight scoreless innings... Allowed three or fewer runs in eight of 14 starts... First loss as starter came May 8, first decision he had lost in 25 straight appearances dating back to April 2010... Struck out seven in just 5.2 innings at Delaware April 2... Fanned six over 5.1 innings vs. Towson March 11... Also made 13 defensive appearances at shortstop, starting once against Oglethorpe April 26... Fielded .959, making just two errors in 49 chances... Appeared nine times at the plate, driving in one run and scoring twice after drawing a walk and being hit by a pitch.

## -CAREER PITCHING STATISTICS-

Year	era	w-l	app	qs	cq	sho	sv	ip	h	r	er	bb	so	2b	3b	hr	bf	bavg	wp	hbp	bk	sfa	sha
2009	1.35	1-0	18	0	0	0/2	7	26.2	21	5	4	6	23	7	0	0	107	.216	1	1	0	3	0
2010	5.81	4-1	26	0	0	0/1	5	31.0	33	25	20	13	30	8	0	5	144	.270	4	2	0	5	1
2011	3.81	7-1	14	14	1	1/2	0	85.0	94	41	36	15	52	18	2	3	361	.289	5	6	0	5	10
TOTAL	3.79	12-2	58	14	1	1/5	12	142.2	148	71	60	34	105	33	2	8	612	.272	10	9	0	13	11

## -CAREER BATTING STATISTICS-

Year	avg	gp-gs	ab	r	h	2b	3b	hr	rbi	tb	slg%	bb	hbp	so	gdp	ob%	sf	sh	sb-att	po	a	e	fld%
2009	.217	29-19	69	13	15	2	0	0	7	17	.246	11	2	17	1	.337	1	2	1-2	44	46	10	.900
2010	.244	31-26	82	19	20	4	0	0	12	24	.293	14	2	11	1	.353	4	6	2-2	47	75	3	.976
2011	.000	13-1	7	2	0	0	0	0	1	0	.000	1	1	1	1	.222	0	0	0-0	18	29	2	.959
TOTAL	.222	73-46	158	34	35	6	0	0	20	41	.259	26	5	29	3	.340	5	8	3-4	109	150	15	.945



## 2010

For the second straight season, split time as starting shortstop and closer...On the mound, compiled a 4-1 record with five saves, setting the new school career saves record with 12...Named to the NCBWA Stopper of the Year Watch List before the start of the season...In the field, started 26 games, mostly in the second half of the season, making 31 total appearances...Finished with 26 appearances on the mound, tied for the fifth most in a single season and just two shy of the school record...Struck out 30 in 31.0 innings pitched this year...Went a stretch of 21.0 innings from freshman to sophomore year without allowing a run, setting a new school record that was stopped at New Mexico State...At the plate, tied for the team lead with six sacrifice hits, while providing strong defense in the field with a .976 fielding percentage... Went 2-for-4 with two runs scored and two RBIs against Air Force on April 17th...Went 2-for-2 with two runs scored and two RBIs against George Mason...Went 2-for-4 in the series opener with UNC Wilmington, scoring twice.



*Also one of the team's smoothest infielders, Malone has committed just five errors in the field in 179 chances since his freshman season.*

## MALONE SINGLE-GAME HIGHS

*Innings Pitched*... (2x) 7.0 vs. Old Dominion (4/17/11)\*  
*Strikeouts*..... 11 vs. George Mason (5/21/11)

*At Bats*..... (2x) 5 at Tennessee Tech (4/21/09)\*  
*Runs*..... (9x) 2 vs. Northeastern (5/14/10)\*  
*Hits*..... (10x) 2 at UNC Wilmington (5/8/10)\*  
*Doubles*..... (6x) 1 vs. William & Mary (5/22/10)\*  
*RBI's*..... (3x) 2 vs. George Mason (4/30/10)\*  
*Walks* ..... (2x) 2 vs. George Mason (5/1/10)\*  
*Stolen Bases*..... (3x) 1 vs. George Mason (4/30/10)\*  
\*most recent

## Malone at the Top (All-Time GSU Ranks)

Category	Rank (No.)	School Record
Winning Pct.	1st* (.857)	-
ERA	1st* (3.79)	-
Saves	1st (12)	-
Appearances	8th (58)	81
Wins	9th (12)	24
*thru 2011		

## 2009

Named to the Louisville Slugger Freshman All-American Team by Collegiate Baseball...Named to the NCBWA Freshman All-American Second Team...Earned CAA All-Tournament Team honors after earning the win against Northeastern in the opening game of the CAA Championship...Also earned saves in both games against UNC Wilmington during the Panthers run to the school's first-ever CAA Championship, recording the final out of the championship... The win over Northeastern was his first career victory...Allowed just two hits in two innings pitched against No. 22 Elon in the NCAA Atlanta Regional, holding the Phoenix scoreless while striking out two...Served as both an infielder and relief pitcher during the season...On the mound, moved into the top ten in school history with seven saves, third most in program history...Anchored a bullpen that set a school record with 19 saves during the season...Finished the year with a team best 1.35 ERA in 18 appearances, closing out both of the Panthers' shutouts...Struck out 23 in 26.2 innings pitched, while holding opponents to just a .216 batting average, tops on the team...Made 29 appearances in the field, including 19 starts at shortstop...Collected first career hit going 1-for-2 against Eastern Michigan...Finished the year with 13 runs scored and seven RBIs, along with a pair of doubles...Ended the season with a .337 on base percentage after walking 11 times.

## PREP

Played for Mark Francisco at Abingdon HS in Abingdon, Va... Earned the Scholar-Athlete Award three times...As a member of the Falcons, earned All-State honors as a sophomore, junior and senior...Received the Jack Musser Most Outstanding Spring Athlete Award and was named team MVP twice...Holds the school record for the most hits in a season, as well as most runs scored in a season...Won the Abingdon Falcon Award...Batted .551 as a sophomore and went 6-3 on the mound...During his junior year, batted .440, while accumulating a 7-3 pitching record...Batted .515 as a senior...That same season, batted 5-for-6 with two doubles in the Region 4 Championship game, leading the Falcons to the championship and a 19-8 record.

## PERSONAL

Born on April 5, 1990, to Terry and Nyana Malone in Bristol, Tn. ...Has an older brother, Tyler, who was a right-handed pitcher for King College in Tennessee...Majoring in geography.





# BEN MARSHALL #23

SR - RHP  
5-11 - 175 - R/R  
Loganville, Ga. - Loganville HS



## CAREER AT GEORGIA STATE

Has done it all over three seasons on the mound, being called upon to start, relieve and close games ... Has made five starts and owns three saves in 36 career appearances... Has 53 strikeouts over 55 total innings... Also has been honored by the conference for academic success.

## 2011

Made 13 appearances on the mound in his junior season, saving two games... Was 0-2 with an 8.13 ERA... Struck out 12 and walked eight in 14.1 innings of work... Appeared in three of GSU's record seven team shutouts...



Saved second game of opening weekend February 19 against Texas Southern, tossing scoreless ninth inning with one strikeout... Repeated the feat February 25 vs. Western Illinois to earn his second

save... Struck out two batters over two innings or less on three separate occasions, including a scoreless outing against Kennesaw State April 19.

## 2010

Made 14 appearances on the mound during the season, including two midweeks starts...Made first start of the season at home against USC Upstate, going 5.0 innings and allowing just five hits and striking out two, earning a no decision...Went a stretch of 5.2 innings over four appearances without allowing a run...Struck

out the side against Air Force on April 17th with a season-high three strikeouts...Pitched 1.2 innings of one-hit relief against No. 6 Georgia Tech on May 18th...Finished the year with an 0-1 record and 6.65 ERA, striking out 17 in 21.2 innings pitched.

## 2009

Made nine appearances during his first season, including three midweek starts...Struck out 24 in just 19.0 innings pitched...Earned save with 3.0 innings of relief pitched against Eastern Michigan on February 27th, throwing a career-high seven strikeouts...Made first career start against Augusta State on March 11th and followed it a week later with a start against Savannah State on March 17th.

## PREP

Led head coach Jeff Seagers' Loganville High School Red Devils to a 37-6 record and the AAAA State Championship in 2008... During his senior season, went 9-0 with a 1.26 ERA...During his junior year, compiled an 8-1 record with a 2.36 ERA...Was an honor roll student and earned the AP Calculus Award while at Loganville HS.

## PERSONAL

Born on June 28, 1989, to Ken and Jill Marshall in Gwinnett, Ga. ...Has a younger brother, Christopher...Majoring in actuarial science, with plans to attend graduate school.

## MARSHALL SINGLE-GAME HIGHS

Innings Pitched .....5.0 vs. USC Upstate (2/23/10)  
Strikeouts.....7 vs. Eastern Michigan (2/28/09)

## -CAREER STATISTICS-

Year	era	w-l	app	qs	cq	sho	sv	ip	h	r	er	bb	so	2b	3b	hr	bf	bavg	wp	hbp	bk	sfa	sha
2009	9.47	0-0	9	3	0	0/0	1	19.0	33	24	20	10	24	8	0	3	103	.388	3	5	0	2	1
2010	6.65	0-1	14	2	0	0/0	0	21.2	27	20	16	17	17	5	0	3	112	.297	3	1	0	1	2
2011	8.16	0-2	13	0	0	0/3	2	14.1	21	14	13	8	12	9	1	2	70	.356	0	0	0	1	2
TOTAL	8.02	0-3	36	5	0	0/3	3	55.0	81	58	49	35	53	22	1	8	285	.345	6	6	0	4	5





# NICK SQUEGLIA #16

SR - RHP  
6-0 - 185 - R/R  
Lawrenceville, Ga. - Collins Hill HS



## CAREER AT GEORGIA STATE

Key contributor to the Panther staff over first three seasons, making 47 career appearances with seven starts... Owns an 11-6 career record and 4.77 ERA, striking out 99 over 105.2 total innings... Also owns one save and has kept opponents to a .277 batting average... Also has been honored by the conference for academic success.

### 2012

Plans to redshirt season due to offseason surgery... Has one year of eligibility remaining.

### 2011

Contributed a stellar junior season on the mound, becoming coaching staff's top right-handed middle-innings option... Made 18 appearances, including three starts to open season... Went 4-3 with a 2.98 ERA, third-lowest among Panthers with 30-plus innings... Struck out 45 batters in 45.1 innings of work, allowing just five extra-base hits... Held opponents to a .211 batting average... Opened season with 13.1 straight scoreless innings over three starts... Earned first win of season opening weekend vs. Texas Southern February 19, tossing five scoreless frames and striking out three... Did not surrender a run until third inning of third start at SEC foe Mississippi State... Had three or more strikeouts in

seven of 16 relief appearances... Fanned a season-high five at Delaware April 1... Struck out four over three innings against Old Dominion May 27 in CAA Tournament elimination game.



### 2010

Finished the season with a 3-3 record and 5.40 ERA, making 15 appearances

on the mound, including four starts...Struck out 31 in 31.2 innings pitched...Made first start of the season against North Carolina Central, going 5.0 innings and allowing just two hits and one unearned run, while striking out four for his first win of the season...Pitched a career-high 6.0 innings against Kennesaw State, allowing just six hits while striking out seven in the Panthers 19-9 victory...In final appearance of the regular season, held William & Mary hitless over 3.0 innings, striking out four.

### 2009

Made 13 appearances, compiling a 4-0 record and earning one save...Threw 23 strikeouts in just 28.2 innings pitched...Threw a career-high 6.1 innings of relief at James Madison on April 24th... Earned first collegiate win against Savannah State on March 17th and followed that with his second win just a few days later against William & Mary on March 22nd...Also earned wins over Oglethorpe and Atlanta Christian and the save against Augusta State on March 11th.

### PREP

Led Paul Pierce's Collins Hill Eagles for three years, helping the team to the 5-A State Championship Final Four in 2006, as well as the 5-A Region 6 Championship that same year...Earned three varsity letters while a member of the Eagles and received all-county honors following his senior season.

### PERSONAL

Born on August 17, 1990, to Dominick and Cindy Squeglia in Decatur, Ga...Has a younger brother, Michael...Majoring in criminal justice and plans to attend graduate school.

### SQUEGLIA (SKWEL-YUH) SINGLE-GAME HIGHS

Innings Pitched..... 6.1 at James Madison (4/24/09)  
Strikeouts..... 7 vs. Kennesaw State (3/24/10)

### -CAREER STATISTICS-

Year	era	w-l	app	qs	cq	sho	sv	ip	h	r	er	bb	so	2b	3b	hr	bf	bavg	wp	hbp	bk	sfa	sha
2009	6.91	4-0	13	0	0	0/0	1	28.2	44	26	22	17	23	9	1	4	146	.358	5	3	0	3	0
2010	5.40	3-3	15	4	0	0/0	0	31.2	37	31	19	29	31	7	0	3	164	.285	3	3	0	0	2
2011	2.98	4-3	19	3	0	0/3	0	45.1	35	17	15	27	45	3	2	0	202	.211	2	4	1	2	3
TOTAL	4.77	11-6	47	7	0	0/3	1	105.2	116	74	56	73	99	19	3	7	512	.277	10	10	1	5	5





## BRANDON WILLIAMS #4

**SR - 1B/3B**  
**6-1 - 200 - R/R**  
**Marietta, Ga. - Kell HS**



### CAREER AT GEORGIA STATE

Already in the top ten of six career GSU categories, all-conference infielder is on track to go down as one of the top performers in Panther history... Stands fifth at GSU in doubles, is tied for sixth in hits and runs, and stands seventh in RBIs... Has been honored many times by the Colonial Athletic Association during his career and enters 2012 on the all-preseason team... Has appeared in 166 total games, starting 148.

### 2011

Named to All-CAA First Team after outstanding junior season in which he climbed into GSU's career top 10 in hits, average, RBIs, runs scored, doubles and sac flies... Played in 57 games at third and first base, making 55 starts... Second on team with .342 average and 76 hits, including 13 doubles and one home run... Piled up 92 total bases, scoring 43 runs and driving in 36... Slugged .414 while reaching base at a .396 rate... Stole 12 bases in 16 attempts... Also flashed terrific infield glove, making just 10 errors in 221 chances and recording eight-assist performance at Northeastern April 24... Named CAA Player of the Week March 8 after batting .474 over a difficult five-game stretch that featured wins over #23 Georgia Tech and Iowa... Drove in winning run with RBI single in 10th inning



of season's final game May 21 to clinch GSU's spot in third-straight CAA Tournament... Had four hits, including two doubles, at Delaware April 3... Homered and scored four runs in 16-3 win over CAA Champion James Madison April 9... Went 2-for-4 with RBI and run scored in 6-3 win over Yellow Jackets March 2... Drove in five against Alabama State March 15... Stole two bases against Western Illinois February 26.

### -CAREER STATISTICS-

Year	avg	gp-gs	ab	r	h	2b	3b	hr	rbi	tb	slg%	bb	hbp	so	gdp	ob%	sf	sh	sb-att	po	a	e	fld%
2009	.310	52-37	142	30	44	13	1	2	25	65	.458	16	0	30	6	.377	1	4	5-8	120	46	9	.949
2010	.408	57-56	223	59	91	20	2	10	73	145	.650	27	2	43	3	.471	3	4	8-12	399	35	8	.982
2011	.342	57-55	222	43	76	13	0	1	36	92	.414	20	3	45	3	.396	5	2	12-16	120	91	10	.955
TOTAL	.359	166-148	587	132	211	46	3	13	134	302	.514	63	5	118	12	.420	9	10	25-36	639	172	27	.968

### 2010

Set a pair of single season records during his sophomore season, establishing a new mark with 73 RBIs and with 91 hits, tying for the single season record after breaking the mark of 85 entering the year...Led the team with a .408 batting average, the third highest in school history and one of just six players to ever bat over .400...Also led team with 145 total bases, second most in school history and just six shy of the school record of 151...Led the Panthers with 20 doubles, tied for fifth most in school history, while scoring 59 runs, tied for the sixth most in a single season... His 223 at bats were the fifth most in a single season...Had a 15-game hitting streak snapped on April 23rd at VCU, the second longest on the team during the 2010 season...Went 5-for-6 with four runs scored against North Carolina Central on March 7th...Set a career high and was just one shy of a school record with seven RBIs against Air Force on April 17th...Over the first weekend April, went 8-for-17 with four home runs and 12 RBIs against Towson...Followed that by going 4-for-4 with two runs scored at Auburn...Belted home runs in each of the final two regular season games against William & Mary on May 22 & 23.





## PLAYER PROFILES

### 2009

Named to the All-CAA Third Team as a utility player after playing several positions for the Panthers during this freshman year... Went 4-for-14 in the CAA Championship, including a home run against No. 27 George Mason...Helped lead the Panthers to their first-ever CAA Championship, going 3-for-4 with

three RBIs and two runs scored in the CAA Championship game against UNC Wilmington... Earned CAA Rookie of the Week honors on March 16th after going 9-for-16 with four runs scored and six runs batted in...Played in 52 games, making 37 starts...Batted .310 with 30 runs scored and 25 RBIs...Finished the year with 13 doubles, tied for third most on the team...Hit first career home run against Towson, helping the Panthers clinch a spot in the CAA Championship, driving in a career high five runs...Stole five bases and walked 16 times for a .377 on base percentage, while slugging at a .458 clip.



### WILLIAMS SINGLE-GAME HIGHS

At Bats..... 6 (7x) at VCU (4/25/10)\*  
Runs..... 4 (2x) at James Madison (4/9/11)\*  
Hits..... 5 vs. North Carolina Central (3/7/10)  
Doubles..... 2 (4x) at Delaware (4/3/11)\*  
Triples ..... 1 (3x) vs. George Mason (5/2/10)\*  
Home Runs ..... 2 at Towson (4/4/10)  
RBI's..... 7 vs. Air Force (4/17/10)  
Walks ..... 2 (6x) vs. Western Illinois (2/26/11)\*  
Stolen Bases..... 2 vs. Western Illinois (2/26/11)  
\*most recent

Williams has 33 multi-RBI games in his career, including four starts with five RBIs and one outting with seven runs knocked in.

He stands 74 RBIs shy of the school record, which is one more than he had during his record-setting 2010 season.



### PREP

Named East Cobb Baseball Most Valuable Player for 2008 ... Earned all-county first team honors as a senior, while leading Kell High School in RBIs and belting out eight home runs...Helped lead his high school squad into the playoffs in each of his last two seasons...Played summer ball for the East Cobb Mets.

### PERSONAL

Born March 8, 1990 to Allen and Michelle Williams in Marietta, Ga... Majoring in journalism.

#### Williams Climbs the All-Time GSU Ranks

Category	Rank (No.)	School Record
Batting Avg.	T-4th (.359)	.372
Doubles	5th (46)	63
Hits	T-6th (211)	288
Runs	T-6th (132)	221
RBIs	7th (134)	208
Sac Flies	T-7th (9)	18





**JOEY  
WOOD**

**#9**

**R-SR - OF**

**6-0 - 200 - R/R**

**Columbus, Ga. - Northside Columbus HS**




## CAREER AT GEORGIA STATE

One of the best hitters in program history that has been slowed by injuries over the years... Owns a career .355 batting average and .558 slugging percentage, standing in the school's career top 10 in both categories... Has 13 career home runs and 76 runs batted in, while stealing base safely 25 times in 32 attempts... Played in 112 career games, with 79 starts, primarily at DH... Can also play outfield... Redshirted freshman season and has one year of eligibility remaining.

## 2011

Season ended prematurely after suffering injuries once more, but Wood remained one of GSU's best hitters when healthy...

Played 20 games over first five weeks of season, starting all but one as designated hitter... Piled up 25 hits and 40 total bases in limited action, boasting eight-multiple hit games in 20 outings... Belted six doubles and three home runs in slugging .494... Drove in 20 runs and scored 16 more... Reached base at a .387 clip... Stole five bases in five attempts... Drove in four runs against Harvard March 17... Smacked two doubles in season opener against Texas Southern February 18... Scored three times against Murray State March 20.



## 2010

After injuries limited him his first two years, had a career best year at the plate, batting .386 with nine home runs and a .654 slugging percentage, second highest on the team... His nine home runs, tied for fourth on the team, helped the Panthers hit the most home runs in a single season in school history... Earned CAA Player of the Week honors on March 15th after tying the school record with six runs scored in a game against New Mexico State on March 14th... Against the Aggies, belted one of the Panthers three grand slams, which tied an NCAA record, while going 5-for-7 at the plate with two home runs and six RBIs... Went 9-for-10 with three runs scored and four RBIs and four doubles against UNC Asheville on March 8 & 9... Went 3-for-3 with three runs scored and two RBIs in game two of a doubleheader with Air Force on April 17th and followed that the next day by going 4-for-5 against the Falcons... Delivered a top-of-the-ninth, two-out double down the left field line, giving the Panthers the lead against UNC Wilmington in the CAA Championship... Made 43 appearances this season, including 35 starts as the designated hitter.

## WOOD SINGLE-GAME HIGHS

At Bats..... 7 (2x) at VCU (4/25/10)\*  
Runs ..... 6 at New Mexico State (3/14/10)  
Hits ..... 5 (2x) at New Mexico State (3/14/10)\*  
Doubles..... 3 vs. UNC Asheville (3/9/10)  
Triples ..... 1 vs. Centenary (3/19/10)  
Home Runs ..... 2 at New Mexico State (3/14/10)  
RBI's..... 6 at New Mexico State (3/14/10)  
Walks ..... 3 vs. North Carolina Central (3/5/10)  
Stolen Bases..... 3 vs. Savannah State (3/17/09)  
\*most recent

## -CAREER STATISTICS-

Year	avg	qp-gs	ab	r	h	2b	3b	hr	rbi	tb	slg%	bb	hbp	so	qdp	ob%	sf	sh	sb-att	po	a	e	fld%
2008	.400	11-3	15	6	6	2	0	0	1	8	.533	3	1	1	0	.526	0	0	1-3	0	0	0	.000
2009	.333	36-21	81	19	27	6	0	1	16	36	.444	14	3	17	1	.449	0	1	11-13	2	0	0	1.000
2010	.386	45-35	153	49	59	12	1	9	39	100	.654	21	9	32	2	.481	2	2	8-11	2	0	0	1.000
2011	.309	20-20	81	16	25	6	0	3	20	40	.494	6	5	10	2	.387	1	1	5-5	1	0	0	1.000
TOTAL	.355	112-79	330	90	117	26	1	13	76	184	.558	44	18	60	5	.453	3	4	25-32	5	0	0	1.000



## 2009

Injuries limited his action in the field, starting 21 games and making 36 appearances...Tied for fourth on team with 11 stolen bases in just 13 attempts...Batted .333 with 27 hits and 19 runs scored, while collecting 16 RBIs...Hit first career home run against Atlanta Christian, scoring three runs...Went 2-for-3 with a pair of doubles and four runs batted in at Tennessee Tech...Tied a career high with five at bats in the Panthers win over No. 3 Georgia Tech, the highest ranked opponent defeated in Georgia State history...Finished the year with a .339 on base percentage and .444 slugging percentage.

## PREP

Earned four letters for Russell Henderson's Northside HS Patriots... Named one of the top-20 players in the state by the Georgia Dugout Club during his senior season...Batted .349 during his senior season after hitting .339 with three homers and 13 RBIs during his junior year...Earned both the Big Stick Award and Golden Glove Awards, while lettering all four years of high school.

## PERSONAL

Joseph Thomas Wood is the oldest son of Joseph and Lisa Wood... Born on June 2, 1988, in Baltimore, Md. ...Has an older sister, Lauren, and a younger brother, Alex...Majoring in exercise science.



*Over his career, Wood has 29 multi-hit games, including four three-hit performances, two games with four hits and two more with five.*

## 2008

Primarily saw action as a pinch hitter and pinch runner before suffering season-ending injury...Scored first collegiate run after drawing a walk as a pinch hitter against Jackson State (2/22)... Made first collegiate start against Jackson State and went 2-for-4 with a double and two runs scored (2/23)...Doubled and went 2-for-5 against IPFW (3/1).







**BRANDON  
BAST #40**

**R-JR - RHP**  
**6-0 - 225 - R/R**  
**Dacula, Ga. - Mill Creek HS/Georgia Perimeter**



### CAREER AT GEORGIA STATE

Has two years of eligibility on the mound, looking to become one of the Panthers' go-to arms after playing in eight games in 2011.

### 2011

Made eight appearances on the mound in his first season at GSU, with one start... Went 1-1 with a 7.00 ERA... Struck out nine batters in 9.0 total innings, walking five... Picked up win in his first career start March 15 over Alabama State, striking out four over three innings and yielding just one hit... Struck out two in one inning of work against Oglethorpe April 26.



### 2009-10

Spent two seasons playing for Danny Blue at Georgia Perimeter College in Covington, redshirting his first season...In nine appearances in relief in 2010, compiled a 1-2 record in 16 innings on the mound, striking out 17...Best appearance came against Piedmont College, going 4.2 innings and allowing just two hits, while striking out five...Was a member of the 2009 squad that won the conference championship.

### PREP

A standout right-handed pitcher for Doug Jones at Mill Creek High School, earning all-state and All-Gwinnett County First Team honors after the 2008 season...Compiled a 9-2 record to go along with a 1.59 ERA, earning All-Region 7-AAAAAA honors and leading his team to the Region 7-AAAAAA championship with a complete game effort, striking out eight for the title...For his play on the field, earned April 2008 player of the month honors...Off the diamond, played football during his freshman year and basketball during his sophomore season.

### PERSONAL

Brandon Teel Bast is one of three children to Dayne and Denise Bast...Born on September 11, 1989, in Decatur, Ga....Has an older sister, Amanda and a younger brother, Chandler...Majoring in marketing.

### BAST SINGLE-GAME HIGHS

Innings Pitched.....3.0 vs Alabama State (3/15/11)  
Strikeouts..... 4 vs Alabama State (3/15/11)

### -CAREER STATISTICS-

Year	era	w-l	app	qs	cq	sho	sv	ip	h	r	er	bb	so	2b	3b	hr	bf	bavg	wp	hbp	bk	sfa	sha
2011	7.00	1-1	8	1	0	0/2	0	9.0	11	8	7	5	9	3	1	1	45	.297	0	2	1	1	0
TOTAL	7.00	1-1	8	1	0	0/2	0	9.0	11	8	7	5	9	3	1	1	45	.297	0	2	1	1	0





COLE  
**OUTZ**

#19

JR - RHP

6-6 - 207 - L/R

Warner Robins, Ga. - Warner Robins HS/Young Harris



#### CAREER AT GEORGIA STATE

Will have the opportunity to work his way into a starting role over his final two seasons after being used sparingly as a reliever in his first season at GSU 2011.

#### 2011

Made four appearances on the mound in his first season with the Panthers... Gave up just two hits over four innings, striking out three... Held opponents to a .154 batting average... Compiled an 11.25 ERA without recording a decision... Threw one hitless inning at SEC foe Mississippi State March 5... Struck out three against Alabama State March 15.



#### 2010

Spent one season playing for Rick Robinson at Young Harris Junior College...During the 2010 season, went 2-1 in 30.0 innings pitched, striking out 35 and holding opponents to a .241 batting average...Helped his team to a 39-17 record.

#### PREP

Played for Bill Beatty at Warner Robins High School...A multi-positional player who saw action as a pitcher, first baseman and designated hitter...Went 2-1 on the mound with a sub 3.0 ERA during his senior season.

#### PERSONAL

Nicolas Austin Outz is one of two children to Richard and Susan Outz...Born on April 9, 1991, in Fort Campbell, Ky....Has an older brother, Lane...Majoring in marketing...His father played one season of football at the University of Georgia.

#### OUTZ (OOTZ) SINGLE-GAME HIGHS

Innings Pitched.....1.1 vs. Alabama State (3/15/11)  
Strikeouts.....3 vs. Alabama State (3/15/11)

#### -CAREER STATISTICS-

Year	era	w-l	app	qs	cq	sho	sv	ip	h	r	er	bb	so	2b	3b	hr	bf	bavg	wp	hbp	bk	sfa	sha
2011	11.25	0-0	4	0	0	0/0	0	4.0	2	6	5	6	3	1	0	1	20	.154	2	1	0	0	0
TOTAL	11.25	0-0	4	0	0	0/0	0	4.0	2	6	5	6	3	1	0	1	20	.154	2	1	0	0	0





# DREW SHIELDS #3

JR - 3B/2B  
5-10 - 181 - R/R  
Canton, Ga. - Woodstock HS/Darton



## CAREER AT GEORGIA STATE

All-conference infielder has the ability to become one of the top players in the Colonial Athletic Association over his final two seasons at GSU... Named to the league's 2012 all-preseason team at designated hitter... Can DH and play multiple infield positions, primarily third base.

## 2011

Named to All-CAA second team after emerging as an offensive leader in his first season, even among a talented group of veterans... Made 37 starts as designated hitter and third baseman, playing in 45 total games... Racked up team's fourth-highest batting average at .321... Had 45 hits, including four doubles and a triple... Scored 35 runs and drove in 20 more... Drew 19 walks in boasting a .411 on-base percentage... Slugged .364... Stole five bases in six attempts... Belted three hits in a game four separate times during the season... Drove in walk-off game winner over Western Illinois February 26... Had three RBIs vs. Mercer April 5... Scored three times at William & Mary on May 14... Stole two bases against Alabama State March 15.



Shields had one hit for every game he played in (45) as a sophomore, his first season in the Panther lineup.

## 2010

Spent the season under the direction of Glenn Eames at Darton College, leading the team with a .409 batting average...Earned all-conference first team honors and was a gold glove selection at third base, while collecting 67 hits, 13 doubles, 28 RBIs, 35 runs scored and 14 stolen bases, while collecting a .485 on base percentage.

## PREP

A stand-out for Scott Krug at Woodstock High School, playing varsity for three seasons and earning all-county honors from the Cherokee Tribune and Cherokee Ledger in 2008 and 2009... Led the team to the state playoffs for the first time in 2008 and then returned the team to the playoffs during his senior season... The two-sport star also played football, earning special teams player-of-the-year honors and all-county first team honors during his senior year...Honored with the Woodstock High School Distinguished Athlete Award after his senior year.

## PERSONAL

Phillip Drew Shields is one of two children to Phillip and Gretchen Shields...Born on May 3, 1991, in Marietta, Ga....Has a younger brother, Tyler...Majoring in economics...His grandfather, Randall Shields played baseball for Western Carolina.

## SHIELDS SINGLE-GAME HIGHS

At Bats..... 6 at James Madison (4/9/11)  
Runs ..... 3 at William & Mary (5/14/11)  
Hits ..... (4x) 3 vs. Hofstra (5/1/11)\*  
Doubles..... (4x) 1 at James Madison (4/10/11)\*  
Triples ..... 1 vs. Murray State (3/20/11)  
Home Runs ..... N/A  
RBI's..... 3 vs. Mercer (4/5/11)  
Walks ..... (3x) 2 at William & Mary (5/14/11)\*  
Stolen Bases..... 2 vs. Alabama State (3/15/11)  
\* most recent

## -CAREER STATISTICS-

Year	avg	gp-gs	ab	r	h	2b	3b	hr	rbi	tb	slg%	bb	hbp	so	gdp	ob%	sf	sh	sb-att	po	a	e	fld%
2011	.321	45-37	140	35	45	4	1	0	20	51	.364	19	3	29	5	.411	1	9	5-6	7	28	3	.921
TOTAL	.321	45-37	140	35	45	4	1	0	20	51	.364	19	3	29	5	.411	1	9	5-6	7	28	3	.921





# AIDAN McLAUGHLIN #11

R-SO - RHP  
6-4 - 193 - R/R  
Duluth, Ga. - Peachtree Ridge HS



## CAREER AT GEORGIA STATE

Will be counted on heavily over his final three seasons after red-shirting freshman year and being used as a back-end reliever in 2011... Has the ability to pitch in multiple roles for the team.

## 2011

Made seven appearances on the mound in his first season in action at GSU... Held opponents to .190 average in 6.1 innings of work, striking out five and walking only one... Did not record a decision in compiling 4.29 ERA... Appeared in two of GSU's school-record seven team shutouts... Struck out two batters in one inning of work against Big Ten foe Iowa March 4... Also struck out two at Mercer May 17... Alllowed just one extra-base hit in facing 24 total batters



## 2010

Redshirted freshman season with Georgia State.

## PREP

Played for Bubba Wilson and Ryan Hanik at Peachtree Ridge HS, earning Georgia Top 100 honors as well as Pitcher of the Year honors for the Lions...Opened his senior season with a perfect game and during that same year, threw four complete games in a row for a total of five on the season...Led Gwinnett County in strikeouts during his senior season...Graduated with honors as a scholar-athlete.

## PERSONAL

Aidan Francis McLaughlin is one of two children to Michael and Barbara McLaughlin...Born on April 10, 1991, in Lakeland, Fla.... Has an older sister, Megan...Majoring in journalism.

## McLAUGHLIN SINGLE-GAME HIGHS

Innings Pitched..... 1.0 (5x) at Oglethorpe (5/17/11)\*  
Strikeouts..... 2 (2x) at Mercer (5/17/11)\*  
\*most recent

## -CAREER STATISTICS-

Year	era	w-l	app	qs	cq	sho	sv	ip	h	r	er	bb	so	2b	3b	hr	bf	bavg	wp	hbp	bk	sfa	sha
2011	4.26	0-0	7	0	0	0/2	0	6.1	4	3	3	1	5	0	0	1	24	.190	3	0	0	1	1
TOTAL	4.26	0-0	7	0	0	0/2	0	6.1	4	3	3	1	5	0	0	1	24	.190	3	0	0	1	1





**#32**  
**LANDON  
BENNETT**



**SR - OF**  
**6-2 - 194 - R/R**

**Duluth, Ga. - Greater Atlanta Christian/  
Wofford**



**#1**  
**GABE  
SHIVERS**



**R-SR - OF**  
**5-9 - 155 - L/R**

**McDonough, Ga. - Eagle's Landing Christian/  
Young Harris/Emory**

**2009-11 (WOFFORD)**

Two-sport athlete at Wofford College in Spartanburg, S.C., playing baseball and football... Lettered three seasons on the diamond for coach Todd Interdonato... Junior year, hit .238 with 30 RBIs and 17 runs scored... Sophomore season, batted .333 with 35 RBIs, four homers and seven stolen bases... Hit .298 as a freshman with eight RBIs in 14 starts... On the football field, lettered three seasons as a punter for coach Mike Ayers... Highlights came junior year, punting 20 times with a 38.1-yard average, and freshman year, punting eight times with a 39.1-yard average.

**PREP**

Played baseball and football at Region 6-AA Greater Atlanta Christian in Norcross, Ga... Lettered four seasons for coach Cliff Shelton on the diamond... Earned first-team all-region and honorable mention all-county honors senior season, batting .378 with 26 RBIs and eight home runs... Junior year, batted .432 with 28 RBIs and eight home runs at the plate and compiled a 1.91 ERA on the mound in earning first-team all-region and all-county honors from the Atlanta Journal-Constitution... Ranked by Baseball America as a top-300 prospect nationally... Sophomore year, batted team-high .347 with 15 RBIs and struck out 53 over 40 innings on the mound in being named to all-region first team... On the gridiron, starred three seasons for coach Jimmy Chupp... Set a Georgia high school record with 17 consecutive made field goals, including 10 over 40 yards... Ranked 22nd kicker nationally by Rivals.com and named all-Gwinnett County first-teamer... Finished kicking career 18-21... Also excelled as receiver, hauling in over 1,000 career yards... Had 34 receptions for 605 yards and three scores senior year.

**PERSONAL**

Landon Coleman Bennett was born Oct. 31, 1988 to Victor and Sharon Bennett in Alpharetta, Ga... Has one younger brother, Blake, who also attends GSU... Father played football at San Jose St., San Diego and Santa Clara... Brother played football at UAB and Western Carolina... Enrolled in the sports administration graduate program.

**2010-11 (EMORY)**

Spent two seasons playing for coach Mike Twardoski at Emory University in Atlanta... Helped lead squad to a conference title in 2011, batting .264 over 40 games with 19 RBIs and 25 runs scored... Earned first-team all-University Athletic Association honors in 2010, batting .421 on the year... Boasted perfect fielding percentage in 79 chances in center field junior season... Went 6-for-6 in one game against LaGrange College.

**2008-09 (YOUNG HARRIS)**

After redshirting freshman season, played one year for coach Rick Robinson at Young Harris College in Young Harris, Ga... Batted .455 over 20 games played.

**PREP**

Lettered two seasons for coach Doug Campbell at Eagle's Landing Christian Academy in McDonough, Ga... Helped lead team to a state championship in 2006 and runner-up finish in 2007.

**PERSONAL**

Gabriel Joseph Shivers was born May 23, 1989 in Stockbridge, Ga., the third of five children to Stephen and Denise Shivers... Has one older brother, Ben, and one older sister, Leslie... Has two younger sisters, Jana and Susanna... Brother Ben ran cross country at Wheaton College... Sister Leslie is a professional dancer... Enrolled in the exercise science graduate program.





**#26**  
**LANDON**  
**ANDERSON**



**JR - C**  
**5-11 - 208 - R/R**  
**Suwanee, Ga. - Buford HS/Gordon**



**#34**  
**GREG**  
**BOWDER**



**JR - SS/2B**  
**5-9 - 170 - R/R**  
**Acworth, Ga. - Harrison HS/Young Harris**

**2010-11 (GORDON)**

Played two seasons for coach Travis McClanahan at Gordon College in Barnesville, Ga... Sophomore year, earned all-conference honors after batting .392 with three home runs... Went 4-for-4 with seven RBIs in one contest... Freshman year, hit .300 with 10 doubles and four home runs, helping lead team to NJCAA state title.

**PREP**

Lettered four seasons for coach Tony Wolfe at Region 6-AA Buford High School in Buford, Ga... Named all-county selection junior and senior seasons... On the gridiron, helped lead team to state championships in 2008 and 2009, claiming all-state honors senior season and all-county honors junior season.

**PERSONAL**

Landon Kent Anderson was born April 5, 1991 to Kent and Deana Anderson in Dothan, Ala... Has one older brother, Brock, who played baseball at Berry College... Father played football at Troy University... Majoring in sociology.

**2010 (YOUNG HARRIS)**

Played one season for coach Rick Robinson at Young Harris College in Young Harris, Ga.

**PREP**

Lettered four seasons for coach Mark Elkins at Region 5-AAAAA Harrison High School in Acworth, Ga... Named second-team all-county senior season by the Marietta Daily Journal... Belted two home runs in one game, going 3-for-3 with six RBIs... Helped lead team to a 25-1 record and region championship junior season... Played multiple years with the East Cobb (Ga.) Titans at the club level... Also played football in high school.

**PERSONAL**

Gregory Brian Bowder was born Aug. 30, 1991 to Richard and Theresa Bowder in Kennesaw, Ga... Has one older sister, Kaylee... Majoring in managerial science.





**#1**

**JACKSON  
HARRIS**



**JR - OF**

**5-10 - 190 - L/R**

**Melbourne, Fla. - Melbourne HS/  
Lynn/Brevard**



**#28**

**MARK  
HOGAN**



**R-JR - OF**

**5-11 - 202 - L/R**

**Matthews, N.C. - Lincoln-Sudbury (Mass.) HS**

**2011 (BREVARD)**

Starred one season for coach Ernie Ronssean at Brevard Community College in Melbourne, Fla... Compiled a .365 average at the plate with 33 RBIs, 42 runs scored, 16 doubles and four triples... Showed great speed on the basepaths with 29 stolen bases.

**2010 (LYNN)**

Played freshman season for coach Rudy Garbalosa at Lynn University in Boca Raton, Fla... Started 36 games, batting .226 with three home runs, six doubles, one triple and 10 RBIs.

**PREP**

Lettered four seasons for coach Pete Donovan at class AAAAAA Melbourne High School in Melbourne, Fla... Led team to a 98-10 record over four years and four conference championships... Named an all-state and all-conference selection senior year after batting .425 with 28 RBIs, seven home runs and 35 runs scored... Attended the same high school as GSU assistant coach Jason Arnold... Competed for Arnold at the club level with the Brevard Aces... Also played with the Florida Stars... Graduated from high school with honors and a 4.19 GPA.

**PERSONAL**

Thomas Jackson Harris was born Jan. 24, 1991 to Byron and Tracy Harris in Nashville, Tenn... Has one younger brother, Matthew, who plays baseball at Brevard... Father played basketball at UT-Chattanooga... Mother played softball at Brevard... Majoring in economics.

**CAREER AT GEORGIA STATE:**

Two-sport standout who joins the baseball team in 2012 having already starred at linebacker on the football team for two years... Stands second in school history with 110 tackles on the gridiron after becoming GSU football's first-ever scholarship player in January 2009... Earned President's List recognition for spring 2009, Dean's List honors for fall 2009 and Athletic Director's Honor Roll accolades for spring and fall 2010 ... Member of the team's Leadership Council... Joins the baseball team for the 2012 season as a redshirt-junior... Has two years of eligibility on the diamond.

**PREP**

Played four seasons for coach Kirk Fred at Lincoln-Sudbury High School in Sudbury, Mass... Helped lead team to two state championships (2005, 07)... Named a DCL All-Star his senior season... Finished with a career .363 batting average, 10 doubles, two home runs, 24 RBIs, 34 runs scored and eight stolen bases... Also played football, where he was the school's all-time leader in rushing, receiving yards and scoring... Won school's Outstanding Senior Award.

**PERSONAL**

Full name is Mark John Hogan, Jr. ... Born Sept. 1, 1989 ... Parents are Beverly and Mark Hogan ... Father played football at Georgia Tech under Georgia State head coach Bill Curry and was a starting safety on Tech's 1985 "Black Watch" defense that helped the Yellow Jackets to a 9-2-1 record and a victory in the 1985 All-American Bowl ... Majoring in business.





**#27**  
**SCOTT**  
**SARRATT**



**JR - C**  
**5-11 - 200 - R/R**

**Statesboro, Ga. - Statesboro HS/  
Georgia Perimeter**



**#45**  
**JASON**  
**BOULAIS**



**SO - RHP**  
**6-1 - 173 - R/R**

**Cocoa, Fla. - Space Coast HS/  
Indian River State**

**2010-11 (GA. PERIMETER)**

Played two seasons for coach Danny Blue at Georgia Perimeter College... Earned Rawlings Gold Glove, National Junior College Gold Glove and conference defensive player awards in 2011 after boasting a 1.000 fielding percentage, converting on all 285 defensive chances... Drove in 15 runs and scored 12 more in helping squad to 42 wins and conference title... In 2010, helped guide team to 36 victories and appearance in region semifinals.

**PREP**

Lettered three seasons for coach Chris Bishop at Statesboro High School in Statesboro, Ga... Named an all-region selection junior and senior years... Graduated with honors.

**PERSONAL**

Scott Alan Sarratt (suh-ROT) was born Jan. 25, 1991 to Todd and Debbie Sarratt in Statesboro, Ga... Has one younger sister, Taylor... Majoring in chemistry.

**2011 (INDIAN RIVER)**

Pitched one season for coach Mitch Markham at Indian River State College in Ft. Pierce, Fla., compiling a 2-0 record with 16 strikeouts in 13 appearances over 22.1 innings.

**PREP**

Lettered four seasons for coach Eusebio Solis at class AAAA Space Coast High School in Cocoa, Fla... Named team MVP and second-team all-county senior season... In one game, struck out 15 over seven innings while allowing just one hit... Also earned team MVP honors junior season... Played at the club level for the Cape Coast Canes... Also competed in football in high school, recording 85 tackles at the safety position senior year.

**PERSONAL**

Jason Alexander Boulais (boo-LAY) was born Nov. 8, 1991 to Joseph and Simone Boulais in Holyoke, Mass... Has one older sister, Sarah... Majoring in criminal justice.





**#35**

**HUNTER  
CASH**

**R-SO - LHP**

**6-2 - 209 - L/L**

**Buford, Ga. - Buford HS/Middle Georgia**



**#47**

**TRAVIS  
LEE**

**R-SO - RHP**

**6-3 - 255 - R/R**

**Griffin, Ga. - Spalding HS/Darton**



**2010-11 (MIDDLE GEORGIA)**

After redshirting freshman season, pitched one year for coach Craig Young at Middle Georgia College, making seven appearances and one start... Went 1-0 with 13 strikeouts in 14 innings pitched.

**PREP**

Lettered two seasons for coach Tony Wolfe at Region 6-AA Buford High School in Buford, Ga... Also spent time at first base and in the outfield.

**PERSONAL**

Hunter Dwayne Cash was born Aug. 1, 1990 to Dwayne and Teresa Cash in Buford, Ga... Has one older sister, Meredith... Father also played baseball at Middle Georgia... Majoring in sociology.

**CAREER AT GEORGIA STATE**

Played one season of football for coach Bill Curry, where he was a part of GSU's inaugural team in 2010 as a defensive tackle.

**2009 (DARTON)**

Played one fall season for coach Glenn Eames' at Darton College in Albany, Ga.

**PREP**

Lettered four seasons for coach Mickey Moody at Region 4-AAA Spalding High School in Griffin, Ga... Named an all-region catcher three times... Earned Georgia Dugout Club all-state team accolades as both a pitcher and catcher... Earned team MVP honors senior season after guiding team to a 21-5 record, region championship and state playoffs round of 16... Had a three-run walk off home run against Woodward Academy... Junior year, named team's offensive MVP... Named one of Georgia's top 100 underclassmen... Earned team rookie of the year honors freshman season, helping squad to 23-6 record, region championship and state playoffs round of 16... At the club level, played for the OTC Bearcats... Also played football, where he was a part of GSU's inaugural football team in 2010 as a defensive tackle... Named offensive MVP of high school football team senior season... Member of National Honor Society, Beta Club, Y-Club, Key Club and was junior class president.

**PERSONAL**

Brandon Travis Lee was born March 21, 1991 to Buck and Wanda Lee in Griffin, Ga... Has one older brother, Trent... Mother played basketball at Georgia College and State University... Majoring in exercise science.





**#13**

**KODY  
ADAMS**



**FR - OF**

**5-8 - 178 - L/L**

**Williamson, Ga. - Pike County HS**



**#7**

**CADEN  
BAILEY**



**FR - SS/2B**

**5-10 - 166 - L/R**

**Suwanee, Ga. - Lambert HS**

**PREP**

Capped a standout prep career by being named the Georgia Dugout Club state AA Player of the Year for his 2011 senior season... Lettered four seasons for coach Don Hanson at Pike County High School in Zebulon, Ga... Finished seventh in career hits (182) in state history... Senior year batted .550, leading team to state runner-up finish... Also named the Region 4-AA Player of the Year and an all-state selection as his 65 hits tied for the fourth-most in state single-season history... Junior season, batted .460 in guiding team to final eight of state playoffs and all-region honors... Batted .530 his sophomore year in earning all-region accolades... Freshman season, earned all-region nod after compiling a .425 average... Also competed in football and track.

**PERSONAL**

Kody Ryan Adams was born Nov. 29, 1992 to Ricky and Missy Adams... Has one younger brother, Kole... Majoring in business.

**PREP**

Lettered two seasons each at South Forsyth (Cumming, Ga.) and Lambert High Schools (Suwanee, Ga.)... Racked up all-region 7-A-A-A-A-A and all-county honors junior and senior seasons... Led Lambert to region titles in 2010 and 2011... Helped South Forsyth to state runner-up finish in 2009... Played at the club level for the Titans and Astros of the East Cobb (Ga.) league.

**PERSONAL**

Caden Douglas Bailey was born April 13, 1993 in Atlanta, Ga... Has one older brother, Ross, and one younger brother, Davis... Aunt, Carol, is Director of Student Advisement Center at GSU... Uncle, broadcaster Dave Cohen, is GSU's "Voice of the Panthers"... Majoring in business.





**#14**


**CALEB  
GORE**



**FR - SS**

**6-3 - 175 - R/R**

**Cumming, Ga. - North Forsyth HS**



**#29**

**ALEX  
PRESCOTT**



**FR - C/1B**

**6-2 - 222 - R/R**

**Marietta, Ga. - Walton HS**

**PREP**

All-state selection who lettered three seasons for coach Jim Cahill at Region 6-AAAAA North Forsyth High School in Cumming, Ga... Named all-state and all-county senior season after hitting .388, earning team MVP, gold glove and captain's award honors... Named Georgia Dugout Club all-state selection in taking team to state playoffs... Junior season, earned second-team all-county honors with a .358 batting average... Competed at the club level on the 6-4-3 Double Play squad... Also played basketball in high school... Graduated with honors.

**PERSONAL**

Joshua Caleb Gore was born Oct. 27, 1992 in Atlanta, Ga... Son of Lori Gore... Has one younger brother, Sammy... Major undeclared.

**PREP**

Lettered three seasons for coach Shane Amos at Region 5-AAAAA Walton High School in Marietta, Ga... Power at the plate helped lead team to state playoffs senior season... Went 4-for-4 with two singles, a double and a triple in one game... Belted a grand slam senior year... Played at the club level for the Windward Braves... Also played football for three seasons in high school... Member of Beta Club, volunteered with Habitat for Humanity and was twice named a scholar-athlete.

**PERSONAL**

Joseph Alex Prescott was born Aug. 7, 1993 to Patrick and Susan Prescott in Winston-Salem, N.C... Has one younger brother, Alan... Cousin, Aaron Lewis, played defensive end on the football team at Texas... Cousin, Aaron Hunt, played baseball at Troy... Grandfather, Daniel Prescott, played baseball at Vermont... Uncle, Jerry Lewis, is an Air Force Colonel and Africa Command chaplain... Majoring in criminal justice.





**#20**

**MAX  
SCHMITZ**



**FR - RHP**

**6-7 - 196 - R/R**

**Bonn, Germany - Ernst-Montz-Arndt Gym**



**#8**

**ROY  
SELTENRIJCH**



**FR - SS/2B**

**5-11 - 168 - R/R**

**Ridderkerk, Netherlands - Thorbecke VO  
Rotterdam**

**PREP**

Played for coach Mirko Heid at Ernst-Montz-Arndt Gymnasium in Bonn, Germany... Also has pitched for Panthers coach Greg Frady on the German national team... Appeared at the 2011 World Port Tournament in Rotterdam, Holland and in the 2011 Baseball World Cup in Panama... Allowed just one earned run over eight innings at the World Cup against the Dominican Republic, Italy and Australia... Threw three no-hit innings with two strikeouts against Australia... Also helped German team to a fifth place finish at the 2009 European Championships.

**PERSONAL**

Maximilian Schmitz was born May 10, 1992 to Udo Schmitz and Cornelia Schmitz-Steicken in Bonn, Germany... Is the oldest of five children... Has three younger sisters (Franziska, Eva and Karoline) and one younger brother, Paul... Majoring in chemistry.

**2009-11 (DUTCH LEAGUE)**

One of the youngest players in the Honkbal Hoofdklasse, played at the top level of Dutch baseball for three seasons... Played two years with top club DOOR Neptunus, helping lead them to back-to-back league championships in 2009 and 2010... Appeared with Corendon Kinheim in 2011.

**PREP**

Played shortstop and second base while at Thorbecke VO Rotterdam high school.

**PERSONAL**

Roy Selttenrijch (SELL-ten-ri-ke) was born Oct. 14, 1992 in Dordrecht, Netherlands... Has one older sister, Joyce... Majoring in mathematics.





**#18**  
**CONNOR**  
**STANLEY**



**FR - RHP**  
**6-2 - 193 - R/R**  
**Oviedo, Fla. - Oviedo HS**



**#17**  
**JERRY**  
**STUCKEY**



**FR - RHP**  
**6-1 - 155 - R/R**  
**Perry, Ga. - Home School**

**PREP**

Lettered three seasons for coach Harold Hitt at class AAAAA Oviedo High School in Oviedo, Fla... Named first-team all-conference selection senior season after compiling 7-1 record and 2.82 ERA on the mound, striking out 35 batters in 50 innings... Tossed complete game two-hit shutout against rival Hagerty, striking out nine... Junior season, went 4-1 with 25 strikeouts in 30 innings and posted a 2.32 ERA... Earned a USSSA world championship at the club level and led FTB Mizuno to a second place finish in East Cobb (Ga.) summer action.

**PERSONAL**

Connor Ian Isham Stanley was born Sept. 4, 1992 to Jim and Kelli Stanley in Winter Park, Fla... Has one older brother, Taylor, who worked with the Auburn University baseball team... Majoring in marketing.

**PREP**

Competed in the Homeschool World Series Association for coach Estaban Maldono, leading team to a 22-0 regular season record in 2011... Tossed one perfect game and two no-hitters during the season, going 15 straight innings at one point without allowing a hit.

**PERSONAL**

Jerry Edward Stuckey, Jr. was born April 10, 1993 in Warner Robins, Ga... Son of Gail Stuckey... Has two older sisters, Lora and Melissa, and one older brother, Andy... Major undeclared.





**#15**  
**T.J.**  
**SULLIVAN**



**FR - LHP**

**6-2 - 163 - L/L**

**Winter Garden, Fla. - West Orange HS**



**#21**  
**JOEL**  
**VAN ASCH**



**FR - C**

**5-10 - 175 - L/R**

**Fayetteville, Ga. - Whitewater HS**

**PREP**

Lettered two seasons for coach Jesse Marlo at District 5-AAAAAA West Orange High School in Winter Garden, Fla... Named an all-metro pitcher senior year after going 8-1 with a 1.37 ERA in 81 strikeouts in 66.1 innings... Tossed a complete game shut-out with 12 strikeouts the same day he signed to play at GSU... Junior year, went 4-2 with a 1.83 ERA and 60 strikeouts over 53.2 innings... Led team to two district titles and a regional finals appearance... Played at the club level for the Orlando Reds... Member of the National Honor Society.

**PERSONAL**

Tyler John Sullivan was born May 17, 1993 to John and Beth Sullivan in Longwood, Fla... Has one younger sister, Megan... Major undeclared.

**PREP**

Lettered three seasons for coach Bobby Gatlin at Region 3-AAAA Whitewater High School in Fayetteville, Ga... Earned all-county honors each season... Batted .437 senior year in leading team to state runner-up finish... Earned Georgia Dugout Club player of the week honors after a game against Fayette County, going 4-for-5 at the plate, smacking two home runs, a triple, a single and totaling eight RBIs... Junior year, batted .413 in guiding team to state semifinals... Sophomore season, hit .397... At the club level, played for former Panther Rodney Dickinson with the Homeplate Chilidogs.

**PERSONAL**

Joel Ryan Van Asch was born Dec. 30, 1992 to Chris and Lisa Van Asch in Elizabeth City, N.C... Has one older brother, Christian... Major undeclared.



# THE ROAD TO HARRISONBURG...

## 2012 ROAD TRIPS



### AT GEORGIA (2/22)

DEPART: DAY OF GAME  
TRAVEL: BUS  
RETURN: AFTER GAME

### AT USC UPSTATE (2/29)

DEPART: DAY OF GAME  
TRAVEL: BUS  
RETURN: AFTER GAME

### AT BRIGHT HOUSE INVITATIONAL (3/2-4)

DEPART: 3/1  
TRAVEL: BUS  
RETURN: AFTER GAME SUN.

### AT KENNESAW ST. (3/10-11)

DEPART: DAY OF GAMES  
TRAVEL: BUS  
RETURN: AFTER GAMES

### AT MERCER (3/14)

DEPART: DAY OF GAME  
TRAVEL: BUS  
RETURN: AFTER GAME

### AT ALABAMA ST. (3/20)

DEPART: DAY OF GAME  
TRAVEL: BUS  
RETURN: AFTER GAME

### AT GEORGE MASON (3/30-4/1)

DEPART: 3/29  
TRAVEL: FLIGHT  
RETURN: AFTER GAME SUN.

### AT HOFSTRA (4/6-8)

DEPART: 4/5  
TRAVEL: FLIGHT  
RETURN: AFTER GAME SUN.

### AT GEORGIA TECH (4/17)

DEPART: DAY OF GAME  
TRAVEL: BUS  
RETURN: AFTER GAME

### AT TOWSON (4/20-22)

DEPART: 4/19  
TRAVEL: FLIGHT  
RETURN: AFTER GAME SUN.

### AT VCU (5/4-6)

DEPART: 5/3  
TRAVEL: FLIGHT  
RETURN: AFTER GAME SUN.

### AT UNC ASHEVILLE (5/8-9)

DEPART: DAY OF GAME  
TRAVEL: BUS  
RETURN: AFTER GAME WED.

### AT OLD DOMINION (5/17-19)

DEPART: 5/16  
TRAVEL: FLIGHT  
RETURN: AFTER GAME SAT.



### 2012 CAA TOURNAMENT (5/23-26)

HOST: JAMES MADISON UNIVERSITY  
DEPART: 5/21  
TRAVEL: FLIGHT  
RETURN: AFTER TOURNAMENT

EAGLE FIELD AT  
VETERANS MEMORIAL PARK



**Alabama State**

Location ..... Montgomery, Ala.  
 Nickname.....Hornets  
 Colors ..... Old Gold & Black  
 Conference ..... Southwestern Athletic  
 Stadium/Cap. . Wheeler-Watkins/500  
 Head Coach ..... Mervyl Melendez  
 Overall Record ..... 379-320/12 yrs  
 Record at School..... First Year  
 2011 Record ..... 14-29  
 2011 Conference Record ..... 6-18  
 2011 Conference Finish ..... 4th  
 SID ..... Duane Lewis  
 SID Email ..... dlewis@alasu.edu  
 SID Phone ..... (334) 229-5230  
 Web.....bamastatesports.com

**George Mason**

Location ..... Fairfax, Va.  
 Nickname..... Patriots  
 Colors ..... Green and Gold  
 Conference .... Colonial Athletic Assoc.  
 Stadium/Cap. .... Spuhler/900  
 Head Coach ..... Bill Brown  
 Overall Record ..... 844-752-5/29 yrs  
 Record at School..... Same  
 2011 Record ..... 21-32  
 2011 Conference Record ..... 7-23  
 2011 Conference Finish ..... 11th  
 SID ..... Rachel Buck  
 SID Email ..... rbuck3@gmu.edu  
 SID Phone ..... (703) 993-3264  
 Web.....gomason.com

**Hofstra**

Location ..... Hempstead, N.Y.  
 Nickname..... Pride  
 Colors ..... Blue and Gold  
 Conference .... Colonial Athletic Assoc.  
 Stadium/Cap. .... University/400  
 Head Coach ..... John Russo  
 Overall Record ..... First Year  
 Record at School..... First Year  
 2011 Record ..... 15-32  
 2011 Conference Record ..... 12-18  
 2011 Conference Finish ..... 10th  
 SID ..... Len Skoros  
 SID Email .. leonard.m.skoros@hofstra.edu  
 SID Phone ..... (516) 463-4602  
 Web.....gohofstra.com

**Austin Peay**

Location .....Clarksville, Tenn.  
 Nickname..... Governors  
 Colors ..... Red and White  
 Conference ..... Ohio Valley  
 Stadium/Cap. . Raymond Hand/1,500  
 Head Coach ..... Gary McClure  
 Overall Record ..... 712-652-4/24 yrs  
 Record at School..... Same  
 2011 Record ..... 34-24  
 2011 Conference Record ..... 17-6  
 2011 Conference Finish ..... 1st  
 SID ..... Cody Bush  
 SID Email ..... bushc@apsu.edu  
 SID Phone ..... (931) 221-7561  
 Web.....letsgopeay.com

**Georgia**

Location ..... Athens, Ga.  
 Nickname..... Bulldogs  
 Colors ..... Red and Black  
 Conference ..... Southeastern  
 Stadium/Cap. .... Foley/3,291  
 Head Coach ..... Dave Perno  
 Overall Record ..... 338-277-1/10 yrs  
 Record at School..... Same  
 2011 Record ..... 33-32  
 2011 Conference Record ..... 16-14  
 2011 Conference Finish ..... 4th-East  
 SID ..... Chris Lakos  
 SID Email ..... clakos@sports.uga.edu  
 SID Phone ..... (706) 542-1621  
 Web.....georgiadogs.com

**James Madison**

Location ..... Harrisonburg, Va.  
 Nickname..... Dukes  
 Colors ..... Purple and Gold  
 Conference .... Colonial Athletic Assoc.  
 Stadium/Cap. ... Vet. Memorial Park/  
 Head Coach ..... Spanky McFarland  
 Overall Record ..... 445-349-2/14 yrs  
 Record at School..... Same  
 2011 Record ..... 42-19  
 2011 Conference Record ..... 21-9  
 2011 Conference Finish ..... 1st  
 SID ..... Kevin Warner  
 SID Email ..... warnerka@jmu.edu  
 SID Phone ..... (540) 568-6154  
 Web.....jmusports.com

**Delaware**

Location ..... Newark, Del.  
 Nickname.....Blue Hens  
 Colors .....Blue and Yellow-Gold  
 Conference .... Colonial Athletic Assoc.  
 Stadium/Cap. .... Bob Hannah/1,300  
 Head Coach ..... Jim Sherman  
 Overall Record ..... 327-272/11 yrs  
 Record at School..... Same  
 2011 Record ..... 27-26  
 2011 Conference Record ..... 16-14  
 2011 Conference Finish ..... T-5th  
 SID ..... Scott Selheimer  
 SID Email ..... selheime@udel.edu  
 SID Phone ..... (302) 831-8007  
 Web.....bluehens.com

**Georgia Tech**

Location ..... Atlanta, Ga.  
 Nickname..... Yellow Jackets  
 Colors ..... Old Gold and White  
 Conference ..... Atlantic Coast  
 Stadium/Cap. ... Russ Chandler/4,157  
 Head Coach ..... Danny Hall  
 Overall Record ..... 987-466-1/24 yrs  
 Record at School..... 779-349-1/18 yrs  
 2011 Record ..... 42-21  
 2011 Conference Record ..... 22-8  
 2011 Conference Finish ..... T-1st  
 SID ..... Mike DeGeorge  
 SID Email mdegeorge@athletics.gatech.edu  
 SID Phone ..... (404) 894-5445  
 Web.....ramblinwreck.com

**Kennesaw State**

Location ..... Kennesaw, Ga.  
 Nickname.....Owls  
 Colors .....Black and Kennesaw Gold  
 Conference .....Atlantic Sun  
 Stadium/Cap. .... Stillwell/1,200  
 Head Coach .....Mike Sansing  
 Overall Record ..... 884-442/23 yrs  
 Record at School..... 781-386/20 yrs  
 2011 Record ..... 32-25  
 2011 Conference Record ..... 18-13  
 2011 Conference Finish ..... 3rd  
 SID ..... Brian Harper  
 SID Email ..gharper6@kennesaw.edu  
 SID Phone ..... (770) 794-7789  
 Web.....ksuowls.com



**Mercer**

Location ..... Macon, Ga.  
 Nickname..... Bears  
 Colors ..... Orange and Black  
 Conference ..... Atlantic Sun  
 Stadium/Cap. Claude Smith Field/500  
 Head Coach ..... Craig Gibson  
 Overall Record ..... 239-212/8 yrs  
 Record at School..... Same  
 2011 Record ..... 39-20  
 2011 Conference Record ..... 17-12  
 2011 Conference Finish ..... 4th  
 SID ..... Jason Farhadi  
 SID Email ..... farhadi\_jb@mercer.edu  
 SID Phone ..... (478) 301-5218  
 Web..... mercerbears.com

**UNC Wilmington**

Location ..... Wilmington, N.C.  
 Nickname..... Seahawks  
 Colors ..... Teal, Navy and Gold  
 Conference .... Colonial Athletic Assoc.  
 Stadium/Cap. .... Brooks/3,000  
 Head Coach ..... Mark Scalf  
 Overall Record ..... 651-514-1/20 yrs  
 Record at School..... Same  
 2011 Record ..... 31-28  
 2011 Conference Record ..... 18-12  
 2011 Conference Finish ..... 3rd  
 SID ..... Tom Riordan  
 SID Email ..... riordant@uncw.edu  
 SID Phone ..... (910) 962-4099  
 Web..... uncwsports.com

**Penn**

Location ..... Philadelphia, Penn.  
 Nickname..... Quakers  
 Colors ..... Red and Blue  
 Conference ..... Ivy League  
 Stadium/Cap. .... Meiklejohn/1,000  
 Head Coach ..... John Cole  
 Overall Record ..... 323-207-1/13 yrs  
 Record at School..... 104-134-1/6 yrs  
 2011 Record ..... 19-21  
 2011 Conference Record ..... 10-10  
 2011 Conference Finish ... 2nd/Gehrig  
 SID ..... Alex Keil  
 SID Email ..... alexkeil@upenn.edu  
 SID Phone ..... (215) 898-6128  
 Web..... pennathletics.com

**Monmouth**

Location ..... West Long Branch, N.J.  
 Nickname..... Hawks  
 Colors ..... Midnight Blue and White  
 Conference ..... Northeast  
 Stadium/Cap. . MU Baseball Field/NA  
 Head Coach ..... Dean Eehalt  
 Overall Record ..... 507-461-2/20 yrs  
 Record at School.... 486-433-2/18 yrs  
 2011 Record ..... 36-19  
 2011 Conference Record ..... 25-7  
 2011 Conference Finish ..... 1st  
 SID ..... Jarred Weiss  
 SID Email ..... jweiss@monmouth.edu  
 SID Phone ..... (732) 263-5557  
 Web..... gomuhawks.com

**Northeastern**

Location ..... Boston, Mass.  
 Nickname..... Huskies  
 Colors ..... Red and Black  
 Conference .... Colonial Athletic Assoc.  
 Stadium/Cap. .... Friedman/  
 Head Coach ..... Neil McPhee  
 Overall Record ..... 643-569-5/26 yrs  
 Record at School..... Same  
 2011 Record ..... 18-33  
 2011 Conference Record ..... 12-18  
 2011 Conference Finish ..... T-8th  
 SID ..... Mark Majewski  
 SID Email . markmajewski@gonu.com  
 SID Phone ..... (617) 373-3643  
 Web..... gonu.com

**Savannah State**

Location ..... Savannah, Ga.  
 Nickname..... Tigers  
 Colors ..... Orange and Blue  
 Conference ..... Mid-Eastern Athletic  
 Stadium/Cap. .... Tiger/NA  
 Head Coach ..... Carlton Hardy  
 Overall Record ..... NA/6 yrs  
 Record at School..... Same  
 2011 Record ..... 29-23  
 2011 Conference Record ..... NA  
 2011 Conference Finish ..... NA  
 SID ..... Opio Mashariki  
 SID Email ... masharik@savannahstate.edu  
 SID Phone ..... (912) 358-3430  
 Web..... ssuathletics.com

**UNC Asheville**

Location ..... Asheville, N.C.  
 Nickname..... Bulldogs  
 Colors ..... Blue and White  
 Conference ..... Big South  
 Stadium/Cap. .... Greenwood/1,000  
 Head Coach ..... Tom Smith  
 Overall Record ..... 32-72/2 yrs  
 Record at School..... Same  
 2011 Record ..... 15-37  
 2011 Conference Record ..... 7-20  
 2011 Conference Finish ..... 10th  
 SID ..... Matt Pellegrin  
 SID Email ..... mpellegr@unca.edu  
 SID Phone ..... (828) 251-6931  
 Web..... uncabulldogs.com

**Old Dominion**

Location ..... Norfolk, Va.  
 Nickname..... Monarchs  
 Colors ..... Slate Blue and Silver  
 Conference .... Colonial Athletic Assoc.  
 Stadium/Cap. .... Bud Metheny/2,500  
 Head Coach ..... Chris Finwood  
 Overall Record ..... 242-251  
 Record at School..... First Year  
 2011 Record ..... 30-26  
 2011 Conference Record ..... 19-11  
 2011 Conference Finish ..... 2nd  
 SID ..... Carol Hudson  
 SID Email ..... chudson@odu.edu  
 SID Phone ..... (757) 683-3395  
 Web..... odusports.com

**USC Upstate**

Location ..... Spartanburg, S.C.  
 Nickname..... Spartans  
 Colors ..... Green, White and Black  
 Conference ..... Atlantic Sun  
 Stadium/Cap. .... Harley Park/500  
 Head Coach ..... Matt Fincher  
 Overall Record ..... 312-451/14 yrs  
 Record at School..... Same  
 2011 Record ..... 19-36  
 2011 Conference Record ..... 10-18  
 2011 Conference Finish ..... 9th  
 SID ..... Alex Edwards  
 SID Email . aedwards@uscupstate.edu  
 SID Phone ..... (864) 503-5166  
 Web..... upstatespartans.com



**Southern Illinois**

Location ..... Carbondale, Ill.  
 Nickname..... Salukis  
 Colors ..... Maroon and White  
 Conference ..... Missouri Valley  
 Stadium/Cap. .... Abe Martin/2,000  
 Head Coach ..... Ken Henderson  
 Overall Record ..... 35-42/as interim  
 Record at School..... Same  
 2011 Record ..... 23-34  
 2011 Conference Record ..... 11-10  
 2011 Conference Finish ..... 5th  
 SID ..... Tom Weber  
 SID Email ..... tomweber@siu.edu  
 SID Phone ..... (618) 453-7236  
 Web..... siusalukis.com

**VCU**

Location ..... Richmond, Va.  
 Nickname..... Rams  
 Colors ..... Black and Gold  
 Conference .... Colonial Athletic Assoc.  
 Stadium/Cap. ... The Diamond/12,134  
 Head Coach ..... Paul Keyes  
 Overall Record ..... 569-403/17 yrs  
 Record at School..... Same  
 2011 Record ..... 22-32  
 2011 Conference Record ..... 12-18  
 2011 Conference Finish ..... 8th  
 SID ..... Jon Nolan  
 SID Email ..... jnolan2@vcu.edu  
 SID Phone ..... (804) 828-9567  
 Web..... vcuathletics.com

**Stetson**

Location ..... DeLand, Fla.  
 Nickname..... Hatters  
 Colors ..... Hunter Green and White  
 Conference ..... Atlantic Sun  
 Stadium/Cap. ... Melching Field/2,500  
 Head Coach ..... Pete Dunn  
 Overall Record ... 1,167-739-3/32 yrs  
 Record at School..... Same  
 2011 Record ..... 43-20  
 2011 Conference Record ..... 23-7  
 2011 Conference Finish ..... 1st  
 SID ..... Ricky Hazel  
 SID Email ..... rhazel@stetson.edu  
 SID Phone ..... (386) 822-8130  
 Web..... gohatters.com

**Western Illinois**

Location ..... Macomb, Ill.  
 Nickname..... Leathernecks  
 Colors ..... Purple and Gold  
 Conference ..... Summit League  
 Stadium/Cap. ... Alfred D. Boyer (502)  
 Head Coach ..... Mike Villano  
 Overall Record ..... 35-77/2 yrs  
 Record at School..... Same  
 2011 Record ..... 21-38  
 2011 Conference Record ..... 13-15  
 2011 Conference Finish ..... 4th  
 SID ..... Cameron Weidenthaler  
 SID Email .. ch-weidenthaler@wiu.edu  
 SID Phone ..... (641) 431-0483  
 Web..... goleathernecks.com

**Towson**

Location ..... Towson, Md.  
 Nickname..... Tigers  
 Colors ..... Gold, White and Black  
 Conference .... Colonial Athletic Assoc.  
 Stadium/Cap. .... Schuerholz/500  
 Head Coach ..... Mike Gottlieb  
 Overall Record ..... 598-632-7/24 yrs  
 Record at School..... Same  
 2011 Record ..... 26-28  
 2011 Conference Record ..... 15-15  
 2011 Conference Finish ..... 7th  
 SID ..... Dan O'Connell  
 SID Email ..... doconnell@towson.edu  
 SID Phone ..... (410) 704-3102  
 Web..... towsonigers.com

**William & Mary**

Location ..... Williamsburg, Va.  
 Nickname..... Tribe  
 Colors ..... Green, Gold and Silver  
 Conference .... Colonial Athletic Assoc.  
 Stadium/Cap. .... Plumeri/1,000  
 Head Coach ..... Frank Leoni  
 Overall Record ..... 431-496-4/19 yrs  
 Record at School..... 165-153/6 yrs  
 2011 Record ..... 26-29  
 2011 Conference Record ..... 16-14  
 2011 Conference Finish ..... T-5th  
 SID ..... Travis Lawson/Scott Burns  
 SID Email ...tlawson/sburns@wm.edu  
 SID Phone ..... (757) 221-3344  
 Web..... tribeathletics.com

**2012 GSU Opponents****By Conference**

(Frady's Record vs. Each)

Colonial Athletic Assoc. ....	10
(77-66-1)	
Atlantic Sun .....	4
(9-9)	
Atlantic Coast .....	1
(3-10)	
Big South .....	1
(3-0)	
Ivy League.....	1
(1-0)	
Mideastern Athletic .....	1
(4-0)	
Missouri Valley.....	1
(1-2)	
Northeast.....	1
(0-0)	
Ohio Valley .....	1
(9-6)	
Southeastern .....	1
(0-12)	
Southwestern Athletic .....	1
(22-0)	
Summit League .....	1
(8-2)	

**By State**

Georgia.....	5
Virginia .....	5
Illinois.....	2
North Carolina.....	2
Alabama .....	1
Delaware .....	1
Florida.....	1
Maryland.....	1
Massachusetts .....	1
New Jersey.....	1
New York .....	1
Pennsylvania .....	1
South Carolina .....	1
Tennessee.....	1



## 2012 CAA CHAMPIONSHIP

Top 6 Teams Qualify

Dates.....May 23-26  
Location.....Harrisonburg, Va.  
Host.....James Madison  
Field ..Eagle Field at Veterans Memorial Park  
Capacity .....1,200  
Host SID .....Kevin Warner  
SID e-mail.....warnerka@jmu.edu  
Ticket Office Phone.....540-568-3853  
Press Box Phone.....540-568-6545

CAA Assoc. Commissioner... Rob Washburn  
E-mail.....rwashburn@caasports.com  
CAA Dir. of Communications....Niki DeSantis  
E-mail.....ndesantis@caasports.com  
Website .....CAAsports.com



James Madison's Eagle Field at Veterans Memorial Park will host its first CAA Tournament in 2012

## RECENT CAA CHAMPIONS

2011.....James Madison  
2010.....VCU  
2009.....Georgia State  
2008.....James Madison  
2007.....VCU  
2006.....UNC Wilmington  
2005.....VCU  
2004.....UNC Wilmington  
2003.....VCU  
2002.....VCU  
2001.....William & Mary  
2000.....East Carolina  
1999.....East Carolina  
1998.....Richmond

## GSU CONE. TOURNAMENT HISTORY

34 Games (12-22 record)

### 2011 CAA Tournament

#1 James Madison d. #4 Georgia State, 4-0  
#2 Old Dominion d. #4 Georgia State, 7-3

### 2010 CAA Tournament

#3 VCU d. #2 Georgia State, 7-4  
#4 UNCW d. #2 Georgia State, 10-8

### 2009 CAA Tournament

#2 Georgia State d. #5 Northeastern, 6-5  
#2 Georgia State d. #3 UNC Wilmington, 8-5  
#2 Georgia State d. #1 George Mason, 9-3  
#2 Georgia State d. #3 UNC Wilmington, 12-10  
**CAA Tournament Champions**

### 2007 CAA Tournament

#1 Old Dominion d. #6 Georgia State, 5-2  
#5 George Mason d. #6 Georgia State, 10-2

### 2006 CAA Tournament

#1 James Madison d. #6 Georgia State, 7-0  
#6 Georgia State d. #2 Old Dominion, 6-5  
#4 VCU d. #6 Georgia State, 6-1

### 2005 Atlantic Sun Tournament

#2 Florida Atlantic d. #5 Georgia State, 11-1  
#1 Troy d. #5 Georgia State, 7-0

### 2000 TAAC Tournament

#2 Florida Atlantic d. #5 Georgia State, 4-3  
#5 Georgia State d. #1 UCF, 6-5  
#5 Georgia State d. #2 Florida Atlantic, 8-7  
#6 Campbell d. #5 Georgia State, 5-3

### 1998 TAAC Tournament (Play-in Series)

Florida Atlantic d. Georgia State, 18-10  
Florida Atlantic d. Georgia State, 29-5

### 1997 TAAC Tournament (Play-in Series)

Samford d. Georgia State, 9-6  
Samford d. Georgia State, 9-8

### 1996 TAAC Tournament (Play-in Series)

Florida International d. Georgia State, 4-1  
Florida International d. Georgia State, 8-3

### 1980 Sun Belt Tournament

#3 Georgia State d. #6 UNC Charlotte, 17-5  
#3 Georgia State d. #7 South Florida, 6-3  
#1 South Alabama d. #3 Georgia State, 7-6  
#3 Georgia State d. #4 VCU, 6-3  
#7 USF d. #3 Georgia State, 8-2 (Semis)

### 1979 Sun Belt Tournament

#3 Georgia State d. #4 Jacksonville, 8-6  
#2 South Alabama d. #3 Georgia State, 7-0  
#3 Georgia State d. #6 UNC Charlotte, 4-3  
#5 USF d. #3 Georgia State, 8-7

## GSU CONE. TOURNAMENT RECORDS

(Records date back to 1992)

### Single-Game Batting

At bats.....6 - Scott Youngbauer (1998)  
.....6 - Bobby Kidd (1998)  
Hits.....4 - (5x) Marc Mimeault (2009)\*  
Runs.....3 - (2x) Derek Simmons (2009)\*  
RBI.....4 - Scott Youngbauer (2000)  
Doubles.....2 - Mark Mortimer (1997)  
Triples.....1 - Eric Suttle (2006)  
Home Runs.....1 - (19x) Carl Moniz (2010)\*  
Total Bases..6 - (3x) Bradley Logan (2009)\*  
.....Brandon Williams (2009)\*  
Walks.....3 - Charlie Pelt (2006)

### Single-Game Pitching

Innings Pitched 9.0 - (2x) Ryan Moore (2009)\*  
Strikeouts.....10 - David Ginacarlo (1996)  
\*most recent



The Panthers' 2009 CAA title team celebrates at Brooks Field in Wilmington

### Career Batting

Games.....9 - Matt Van Horn (06, 07, 09)  
At bats.....31 - Bradley Logan (07, 09, 10)  
Hits.....12 - Bradley Logan (07, 09, 10)  
Runs.....9 - Bradley Logan (07, 09, 10)  
RBI.....11 - Bradley Logan (07, 09, 10)  
Doubles.....2 - (2x) Carl Moniz (09-10)\*  
Triples.....1 - Eric Suttle (2007)  
Home Runs.....4 - Bradley Logan (07, 09)  
Total Bases.25 - Bradley Logan (07, 09, 10)  
Walks.....6 - Charlie Pelt (06, 07)  
Avg. (min. 10 ABs)......409 - Carl Moniz (09-10)

### Career Pitching

Innings Pitched...14.1 - Dickerson (96-98)  
Strikeouts.....14 - Giancarlo (96, 97)  
Appearances.....5 - Justin Malone (09-10)  
Wins.....1 (6x) - Theo Asher (09)\*  
Saves.....2 (2x) - Justin Malone (09)\*  
.....2 - Kevin Hopper (2000)  
\*most recent



## 2012 COLLEGE WORLD SERIES

66th Annual CWS (June 15-25/26)



**College World Series:** June 15-25/26  
TD Ameritrade Park Omaha  
Omaha, NE  
Web site: CWSOmaha.com

## RECENT CWS CHAMPIONS

2011..... South Carolina  
2010 ..... South Carolina  
2009..... LSU  
2008..... Fresno State  
2007..... Oregon State  
2006..... Oregon State  
2005..... Texas  
2004..... Cal State-Fullerton  
2003..... Rice  
2002..... Texas  
2001..... Miami (Fla.)

**Regionals:** (16 Sites) June 1-4, 2012  
**Super Regionals:** (8 Sites) June 8-11

NCAA Regional Format

### Friday, June 1st

Game #1 - #1 seed vs. #4 seed

Game #2 - #2 seed vs. #3 seed

### Saturday, June 2nd

Game #3 - Loser of Gm #2 vs. Loser of Gm #2

Game #4 - Winner of Gm #1 vs. Winner of Gm #2

### Sunday, June 3rd

Game #5 - Winner of Gm #3 vs. Loser of Gm #4

Game #6 - Winner of Gm #4 vs. Winner of Gm #5

### Monday, June 4th

Game #7 (if necessary)

## GSU AT THE NCAA REGIONALS

2 Games (0-2 record)

### 2009 NCAA Atlanta Regional

May 29

G2: #1 Georgia Tech d. **#4 GSU**, 9-3

May 30

G3: #2 Elon d. **#4 GSU**, 4-3

Finals, June 1

#3 So. Miss d. #1 Georgia Tech, 12-8



## GSU NCAA TOURNAMENT RECORDS

### Single-Game Batting

At bats ..... 5 - Nick Hogan (2009)  
Hits ..... 3 - Michael McCree (2009)  
Runs ..... 1 - 6 times  
RBI ..... 1 - 4 times  
Doubles 1 - Logan, McCree, Van Horn (2009)  
Triples ..... 0  
Home Runs 1 - Logan & Simmons (2009)  
Total Bases ..... 6 - Bradley Logan (2009)  
Walks .... 1 - Simmons & Kolowich (2009)

### Single-Game Pitching

Innings Pitched... 7.0 - Ryan Moore (2009)  
Strikeouts ..... 6 - Will Palmer (2009)  
*\*most recent*

### Career Batting

Games ..... 2 - Shared by ten players  
At bats ..... 9 - Nick Hogan (2009)  
Hits ..... 5 - Michael McCree (2009)  
Runs ..... 2 - Bradley Logan (2009)  
RBI ..... 2 - Bradley Logan (2009)  
Doubles ..... 1 - Bradley Logan (2009)  
..... 1 - Michael McCree (2009)  
..... 1 - Matt Van Horn (2009)  
Triples ..... 0  
Home Runs ..... 1 - Bradley Logan (2009)  
..... 1 - Derek Simmons (2009)  
Total Bases ..... 7 - Bradley Logan (2009)  
Walks ..... 1 - Derek Simmons (2009)  
..... 1 - Jonathan Kolowich (2009)  
Avg. (min. 5 ABs) .625 - Michael McCree (09)  
Slg. (min. 5 ABs) .875 - Bradley Logan (09)  
OBP (min 5 ABs) .625 - Michael McCree (09)

### Career Pitching

Innings Pitched 7.0 - Ryan Moore (2009)  
Strikeouts ..... 6 - Will Palmer (2009)  
Appearances ..... 1 - Five players  
Wins ..... 0  
Saves ..... 0

## FINAL 2011 NCBWA TOP 30 POLL

1	South Carolina	SEC	55-14
2	Florida	SEC	53-19
3	Virginia	ACC	56-12
4	Vanderbilt	SEC	54-12
5	North Carolina	ACC	51-16
6	California	Pac-10	38-23
7	Texas	Big 12	49-19
8	Texas A&M	Big 12	47-22
9	Arizona St.	Pac-10	43-18
10	Florida St.	ACC	46-19
11	UC Irvine	Big West	43-18
12	Oregon St.	Pac-10	41-19
13	Stanford	Pac-10	35-22
14	Connecticut	Big East	45-20-1
15	Clemson	ACC	43-20
16	Cal St. Fullerton	Big West	41-17
17	TCU	Mountain West	43-19
18	Rice	Conf. USA	42-21
19	Mississippi St.	SEC	38-25
20	Arkansas	SEC	40-22
21	Dallas Baptist	Independent	42-20
22	UCLA	Pac-10	35-24
23	Georgia Tech	ACC	42-21
24	Oklahoma	Big 12	41-19
25	Arizona	Pac-10	39-21
26	Miami	ACC	38-23
27	Kent St.	Mid-American	45-17
28	Fresno St.	WAC	40-16
29	East Carolina	Conf. USA	41-21
30	Southern Miss.	Conf. USA	39-24

## FINAL 2011 USA TODAY COACHES POLL

1	South Carolina	SEC	55-14
2	Florida	SEC	53-19
3	Vanderbilt	SEC	54-12
4	Virginia	ACC	56-12
5	North Carolina	ACC	51-16
6	Texas A&M	Big 12	47-22
7	Texas	Big 12	49-19
8	California	Pac-10	38-23
9	Florida St.	ACC	46-19
10	Arizona St.	Pac-10	43-18
11	Oregon St.	Pac-10	41-19
12	UC Irvine	Big West	43-18
13	Stanford	Pac-10	35-22
14	Connecticut	Big East	45-20-1
15	Mississippi St.	SEC	38-25
16	Clemson	ACC	43-20
17	Cal St. Fullerton	Big West	41-17
18	Dallas Baptist	Independent	42-20
19	TCU	Mountain West	43-19
20	Georgia Tech	ACC	42-21
21	Rice	Conf. USA	42-21
22	UCLA	Pac-10	35-24
23	Arkansas	SEC	40-22
24	Miami	ACC	38-23
25	Arizona	Pac-10	39-21



## 2011 CAA CHAMPIONSHIP

Top 4 Teams Qualified  
Wilmington, N.C. - Brooks Field

## Thursday, May 26th

Gm. 1 - #1 JMU d. #4 Georgia State, 4-0  
Gm. 2 - #3 UNCW d. #2 ODU, 7-0

## Friday, May 27th

Gm. 3 - #2 ODU d. #4 Georgia State, 7-3  
(Georgia State eliminated)  
Gm. 4 - #1 JMU d. #3 UNCW, 13-7  
Gm. 5 - #2 ODU d. #3 UNCW, 4-3  
(UNCW eliminated)

## Saturday, May 29th

Gm. 6 - #1 JMU d. #2 ODU, 10-1  
(ODU eliminated)

**2011 CAA Champion: JMU**

## ALL-TOURNAMENT TEAM

Johnny Bladel\* ..... James Madison  
D.J. Brown ..... James Madison  
Matt Campbell ..... UNC Wilmington  
Daniel Cropper ..... UNC Wilmington  
Brent Frazier ..... Old Dominion  
David Herbek ..... James Madison  
Jake Lowery ..... James Madison  
Phil McCarthy ..... Old Dominion  
Matt Tenaglia ..... James Madison  
Sean Tierney ..... James Madison  
Ben Tomchick ..... Old Dominion  
Alex Valadja ..... James Madison

\* Tournament Most Outstanding Player



Rob Lind earned first-team CAA honors after a third-team selection in 2010.

## ALL-CAA FIRST TEAM

C - Jake Lowery, James Madison  
1B - Steve Ulaky, Delaware  
**2B - Rob Lind, Georgia State**  
SS - Josh Wright, Old Dominion  
**3B - Brandon Williams, Georgia State**  
OF - Pat Dameron, Delaware  
**OF - Mark Micowski, Georgia State**  
OF - Danny Poma, Hofstra  
UT - Taylor Perkins, VCU  
DH - Thomas Pope, UNC Wilmington  
SP - Logan Billbrough, William & Mary  
SP - Kyle Hald, Old Dominion  
RP - Adam Wisniewski, Old Dominion

## ALL-CAA SECOND TEAM

C - Andrew Parker, Towson  
1B - Hunter Ridge, UNC Wilmington  
2B - Chris Cook, George Mason  
SS - David Herbek, James Madison  
3B - Matt Campbell, UNC Wilmington  
OF - Johnny Bladel, James Madison  
OF - Andrew Cain, UNC Wilmington  
OF - Bill Cullen, VCU  
UT - Brig Tison, George Mason  
**DH - Drew Shields, Georgia State**  
**SP - Will Campbell, Georgia State**  
SP - Charlie Cononie, Towson  
RP - Brett Koehler, William & Mary

## ALL-CAA THIRD TEAM

C - Matt Reistetter, Hofstra  
1B - Austin Harclerode, Towson  
2B - Jonathan Slaterry, William & Mary  
SS - Nick Natoli, Towson  
3B - Chris Wychock, Towson  
OF - Aaron Barbosa, Northeastern  
OF - Alex Foltz, James Madison  
OF - John Lenherr, VCU  
UT - Ty McFarland, James Madison  
DH - Dylan Nasiatka, Hofstra  
SP - Sean Tierney, James Madison  
SP - Les Williams, Northeastern  
**RP - Jake Dyer, Georgia State**

## Player of the Year:

Jake Lowery, James Madison

## Co-Pitchers of the Year:

Logan Billbrough, William & Mary

Kyle Hald, Old Dominion

## Defensive Player of the Year:

Nick Natoli, Towson

## Rookie of the Year:

Aaron Barbosa, Northeastern

## Coach of the Year:

Nate Goulet, Old Dominion



Mark Micowski earned his second straight all-CAA first team honor in 2011.



## CAA ALL-ROOKIE TEAM

Michael Bass ..... UNCW  
Jonny Bladel ..... James Madison  
John Farrell ..... William & Mary  
Matt Ford ..... Hofstra  
D.J. Long ..... Delaware  
Anthony Montefusco ..... George Mason  
Chris O'Grady ..... George Mason  
John Puttress ..... Northeastern  
Hunter Ridge ..... UNCW  
Matt Tenaglia ..... James Madison

## 2011 CAA STANDINGS

	CAA	Overall
1. James Madison	21-9	42-19
2. Old Dominion	19-11	30-26
3. UNCW	18-12	31-28
4. <b>Georgia State</b>	<b>17-13</b>	<b>37-21</b>
-----		
5. Delaware	16-14	27-26
6. William & Mary	16-14	26-29
7. Towson	15-15	26-28-1
8. VCU	12-18	22-32
9. Northeastern	12-18	18-33
10. Hofstra	12-18	15-32
11. George Mason	7-23	21-32-1



## TEAM

## BATTING AVG.

1. James Madison .....	319
2. <b>Georgia State</b> .....	<b>301</b>
George Mason .....	301
4. UNC Wilmington .....	297
VCU .....	297
6. Hofstra .....	283
7. Delaware .....	280
8. Towson .....	278
9. William & Mary .....	272
10. Old Dominion .....	265
11. Northeastern .....	255

## INDIVIDUAL

## BATTING AVG.

1. Thomas Pope, UNCW .....	396
2. Danny Poma, Hofstra .....	382
3. Joshua Wright, ODU .....	369
4. Brig Tison, Mason .....	368
5. Dan Schafferman, Mason .....	366
6. Pat Dameron, Delaware .....	363
7. David Herbek, JMU .....	362
8. Johnny Bladel, JMU .....	360
9. Alex Foltz, JMU .....	359
Jake Lowery, JMU .....	359

## HITS

1. Brig Tison, Mason .....	91
2. Jake Lowery, JMU .....	90
3. Matt Campbell, UNCW .....	86
4. <b>Mark Micowski, GSU</b> .....	<b>84</b>
Hunter Ridge, UNCW .....	84
6. David Herbek, JMU .....	83
7. Thomas Pope, UNCW .....	80
8. Matt Tenaglia, JMU .....	79
9. Steve Ulaky, Delaware .....	78
10. Three tied at .....	76

## HOME RUNS

1. Jake Lowery, JMU .....	24
2. Zack Helgeson, Mason .....	15
David Herbek, JMU .....	15
4. Steve Ulaky, Delaware .....	14
5. <b>Ryan Fleming, GSU</b> .....	<b>13</b>
Joshua Wright, ODU .....	12
7. Christopher Baker, ODU .....	10
Andrew Cain, UNCW .....	10
<b>Rob Lind, GSU</b> .....	<b>10</b>
10. Four tied at .....	9

## TRIPLES

1. Jake Lowery, JMU .....	8
2. Joshua Wright, ODU .....	5
John Lenherr, VCU .....	5
Johnny Bladel, JMU .....	5
5. Michael Cheatham, VCU .....	4
Bill Cullen, VCU .....	4
Nick Ferdinand, Delaware .....	4
<b>Mark Micowski, GSU</b> .....	<b>4</b>
9. Ten tied at .....	3

## STOLEN BASES

1. Aaron Barbosa, Northeastern .....	29
2. Johnny Bladel, JMU .....	26
3. Ian Haynes, JMU .....	23
4. Cole McInturff, JMU .....	22
5. John Lenherr, VCU .....	21
6. Danny Poma, Hofstra .....	20
7. Thomas Pope, UNCW .....	19
Nick Natoli, Towson .....	19
9. Three tied at .....	18


## WALKS

1. <b>Rob Lind, GSU</b> .....	<b>53</b>
2. Johnny Bladel, JMU .....	42
3. <b>Ryan Fleming, GSU</b> .....	<b>40</b>
<b>Mark Micowski, GSU</b> .....	<b>40</b>
5. Jake Lowery, JMU .....	38
6. Ryan Brown, W&M .....	37
7. Nick Natoli, Towson .....	35
8. Matt Tenaglia, JMU .....	34
Alex Foltz, JMU .....	34
10. Two tied at .....	33



## RUNS SCORED

1. Jake Lowery, JMU .....	80
2. Johnny Bladel, JMU .....	69
3. David Herbek, JMU .....	56
4. Shaban Bradley, JMU .....	55
5. Hunter Ridge, UNCW .....	53
Joshua Wright, ODU .....	53
7. <b>Rob Lind, GSU</b> .....	<b>52</b>
8. <b>Mark Micowski, GSU</b> .....	<b>51</b>
9. Three tied at .....	48



Senior Rob Lind's team-high .471 on-base percentage was keyed by a league-leading 53 walks.

## DOUBLES

1. Pat Dameron, Delaware .....	22
Jake Lowery, JMU .....	22
3. Chris Wychock, Towson .....	21
Christopher Baker, ODU .....	21
5. D.J. Long, Delaware .....	20
David Herbek, JMU .....	20
<b>Mark Micowski, GSU</b> .....	<b>20</b>
8. Steve Ulaky, Delaware .....	18
Three tied at .....	17

## RUNS BATTED IN

1. Jake Lowery, JMU .....	91
2. David Herbek, JMU .....	76
3. Christopher Baker, ODU .....	63
4. Hunter Ridge, UNCW .....	60
5. Matt Tenaglia, JMU .....	54
Steve Ulaky, Delaware .....	54
7. <b>Ryan Fleming, GSU</b> .....	<b>51</b>
8. Andrew Cain, UNCW .....	48
Zack Helgeson, Mason .....	48
<b>Mark Micowski, GSU</b> .....	<b>48</b>

## TOTAL BASES

1. Jake Lowery, JMU .....	200
2. David Herbek, JMU .....	154
3. Steve Ulaky, Delaware .....	140
4. Joshua Wright, ODU .....	135
5. Hunter Ridge, UNCW .....	128
6. Mark Micowski, GSU .....	127
7. Matt Campbell, UNCW .....	125
8. Christopher Baker, ODU .....	121
9. Matt Tenaglia, JMU .....	119
10. Andrew Cain, UNCW .....	114

## ON BASE PERCENTAGE

1. Thomas Pope, UNCW .....	488
2. Johnny Bladel, JMU .....	478
3. Dan Schafferman, Mason .....	475
4. Rob Lind, GSU .....	471
5. Alex Foltz, JMU .....	463
6. Christopher Cook, Mason .....	459
7. Joshua Wright, ODU .....	454
8. Danny Poma, Hofstra .....	452
9. Pat Dameron, Delaware .....	451
10. Ryan Brown, W&M .....	445

## SLUGGING PERCENTAGE

1. Jake Lowery, JMU .....	.797
2. Joshua Wright, ODU .....	.682
3. David Herbek, JMU .....	.672
4. Steve Ulaky, Delaware .....	.609
5. Nick Ferdinand, Delaware .....	.565
6. Thomas Pope, UNCW .....	.554
7. Ryan Fleming, GSU .....	.545
8. Pat Dameron, Delaware .....	.544
9. Rob Lind, GSU .....	.543
10. Hunter Ridge, UNCW .....	.540



## TEAM

## ERA

1. Northeastern.....	4.26
2. <b>Georgia State</b> .....	<b>4.29</b>
3. William & Mary.....	4.43
4. Old Dominion.....	4.58
5. Delaware.....	4.59
6. VCU.....	4.67
7. Towson.....	5.34
8. UNC Wilmington.....	5.37
9. George Mason.....	5.81
10. James Madison.....	5.87
11. Hofstra.....	6.70

## INDIVIDUAL

## ERA

1. Logan Billbrough, W&M.....	2.58
2. Brett Koehler, W&M.....	2.73
3. Dean Ali, ODU.....	2.86
<b>Will Campbell, GSU</b> .....	<b>2.86</b>
Corey Crispell, Delaware.....	2.86
6. Ben Tomchick, ODU.....	3.15
7. Kyle Haynes, VCU.....	3.36
8. Charlie Cononie, Towson.....	3.39
9. Sean Tierney, JMU.....	3.43
10. Kyle Hald, ODU.....	3.67

## WINS

1. Sean Tierney, JMU.....	10
2. D.J. Brown, JMU.....	9
<b>Will Campbell, GSU</b> .....	<b>9</b>
Phil McCarthy, ODU.....	9
5. Charlie Cononie, Towson.....	8
Daniel Cropper, UNCW.....	8
Kyle Hald, ODU.....	8
Ben Tomchick, ODU.....	8
9. Three tied at.....	7

## STRIKEOUTS

1. Kyle Hald, ODU.....	108
2. Logan Billbrough, W&M.....	105
3. Charlie Cononie, Towson.....	94
4. D.J. Brown, JMU.....	92
5. Ben Tomchick, ODU.....	81
6. Daniel Cropper, UNCW.....	80
7. Alex Valadja, JMU.....	77
Les Williams, Northeastern.....	77
9. Brandon McNelis, Northeastern.....	76
10. Andrew Leenhouts, Northeastern.....	66

## SAVES

1. Adam Wisniewski, ODU.....	15
2. Stephen Ritcher, Delaware.....	9
3. <b>Jake Dyer, GSU</b> .....	<b>8</b>
Brett Koehler, W&M.....	8
5. Dylan Maki, Northeastern.....	6
6. Jeff Guthridge, Hofstra.....	5
William Prince, UNCW.....	5
Blaze Tart, UNCW.....	5
Jonathan Watson, VCU.....	5
10. Two tied at.....	4

## SHUTOUTS

1. Logan Billbrough, W&M.....	2
Charlie Cononie, Towson.....	2
3. <b>Will Campbell, GSU</b> .....	<b>1</b>
Daniel Cropper, UNCW.....	1
<b>Justin Malone, GSU</b> .....	<b>1</b>
Brandon McNelis, Northeastern.....	1
Sean Tierney, JMU.....	1
Les Williams, Northeastern.....	1

## OPPONENT BATTING AVG.

1. Brett Koehler, W&M.....	.216
2. Charlie Cononie, Towson.....	.220
Corey Crispell, Delaware.....	.220
4. Logan Billbrough, W&M.....	.225
5. Kyle Hald, ODU.....	.230
6. <b>Will Campbell, GSU</b> .....	<b>.235</b>
7. Brandon McNelis, Northeastern.....	.237
8. D.J. Brown, JMU.....	.245
9. Sean Tierney, JMU.....	.254
10. Evan Scott, JMU.....	.256



## INNINGS PITCHED

1. Logan Billbrough, W&M.....	97.2
2. D.J. Brown, JMU.....	96.2
3. Kyle Hald, ODU.....	95.2
Phil McCarthy, ODU.....	95.2
5. Les Williams, Northeastern.....	95.0
6. Will Campbell, GSU.....	94.1
7. Ben Tomchick, ODU.....	91.1
8. Daniel Cropper, UNCW.....	90.2
9. Seth Cutler-Voltz, VCU.....	89.2
10. Tyler McSwain, UNCW.....	87.0

Senior right-hander Will Campbell was one of the most effective pitchers in the Colonial Athletic Association.

He lowered his ERA to a splendid 2.63 in league action and walked just seven batters in 51.1 conference innings.

## APPEARANCES

1. Adam Wisniewski, ODU.....	29
2. Andrew Harnage, UNCW.....	28
Jeff Murray, Delaware.....	28
Kelly Secrest, UNCW.....	28
Jonathan Watson, VCU.....	28
6. Dean Ali, ODU.....	27
Brett Koehler, W&M.....	27
8. Brennan Huelse, VCU.....	26
Jack Lane, UNCW.....	26
10. Jeff Guthridge, Hofstra.....	25

## GAMES STARTED

1. Alex Valadja, JMU.....	17
2. Fourteen tied at.....	14

## COMPLETE GAMES

1. Logan Billbrough, W&M.....	3
Daniel Cropper, UNCW.....	3
Phil McCarthy, ODU.....	3
4. <b>Will Campbell, GSU</b> .....	<b>2</b>
Charlie Cononie, Towson.....	2
David D'Errico, Hofstra.....	2
Les Williams, Northeastern.....	2
8. Fifteen tied at.....	1





In head coach Greg Frady's fifth season at the helm, the Georgia State baseball team cemented itself as a Colonial Athletic Association stalwart and a program on the rise nationally. The Panthers proved to be consistent winners and perennial contenders, making their third straight appearance in the Colonial Athletic Association Tournament.



Georgia State ended the season the same way it started it, with a conference-high six players earning all-CAA honors as the team posted its highest regular season winning percentage in school history and a 37-21 overall record. The Panthers' 17 conference wins tied for the most all-time as the team captured the fourth seed in the CAA Tournament.

Season highlights also included a school-record 11 straight victories in March, five wins over RPI Top-60 teams and a third win in five seasons at ranked rival Georgia Tech.

The Panthers earned votes during the season in the sport's most prestigious polls, including the USA Today/ESPN Coaches' Poll three times and the National Collegiate Baseball Writers' Association Poll seven times. The team was also named among the Collegiate Baseball Preseason Fabulous 40.

### Armed for Success

A season after GSU led the nation in runs scored, it was the Panthers' much improved pitching staff that guided GSU to its record success in 2011. In their first season under the direction of new pitching coach Jason Arnold, Panther arms recorded the lowest team earned run average in school history at 4.29, over two runs lower than a season before.

The Panthers also set school records by tossing seven shutouts and allowing just 284 runs, 245 earned runs, 31 wild pitches and 25 home runs. Additionally, the GSU staff kept the ball down in the strike zone, inducing the most groundouts in school history, 561.

Senior Will Campbell led the way on the mound, tying a school record with nine



Will Campbell

wins in earning All-CAA second team honors. Campbell led all Panther starters with a 2.86 ERA, second-lowest in single-season history. He tossed a team-high 94.1 innings, tied for seventh-most in team history. The right-hander earned CAA Pitcher of the Week honors twice after picking up complete game victories over conference foes Hofstra and William & Mary.

Junior Justin Malone gave the Panthers a powerful 1-2 starting punch, picking up seven wins and losing just once in his first season as a starter. Transitioning from the closer role after becoming GSU's all-time saves leader in his first two seasons on campus, the right-hander now boasts a career record of 12-2, the highest winning percentage in school history. Malone allowed the fewest all-time walks per nine innings during the season at 1.59. Malone was named the CAA's Pitcher of the Week a school-record three times throughout the year, including after a complete game four-hit shutout of Northeastern in April.

On the back end, junior closer Jake Dyer made an immediate impact in his first season at GSU in being named to the All-CAA third team. The right-hander saved eight games, second-most in a single season in school history, compiling a 1.67 ERA with 23 strikeouts in 32.1 innings.

Junior Nick Squeglia also contributed a career year with 45 strikeouts in as many innings while seniors Charley Olson and Aidan Francis each reached the five-win mark once more.

### Pop at the Plate

Once again under the direction of head coach Frady and hitting coach Brad Stromdahl, the Panther offense outslugged opponents throughout 2011 en route to 37 regular season wins.

Georgia State ranked in the CAA's top three of nearly every major offensive category, including second with a .301 batting average and 394 runs scored. The Panthers set a school record with 52 sacrifice bunts and tied another with 93 stolen bases in 122 attempts.

2011 CAA Preseason Player of the Year Mark Micowski lived up to the billing as one of the conference's top stars, batting a team-high .351 with 20 doubles and 48 RBIs. He set a new school record with 239 at bats, belting 84 hits, fourth-most in GSU history. Micowski racked up a team-high 127 total bases, with four triples and five home runs. He also stole 12 bases and scored 51 runs, second most on the team. Micowski was named CAA Player of the Week and CollegeBaseballInsider.com's Northeast Region Player of the Week in March after an 11-for-20 performance at the plate over five games with 12 runs scored.



Fellow senior Rob Lind joined Micowski on the All-CAA first team after leading the Panthers with a .471 on-base percentage. The second baseman drew a school-record 53 walks, ranking among the NCAA's top five walks leaders throughout the season. At one point during the year, Lind set a school record by reaching base 16 safely straight times, falling two shy of an NCAA record. He also belted 11 doubles and 10 home runs, scored a team-high 52 times and drove in 37 runs.



Rob Lind

Junior infielder Brandon Williams rounded out a trio of Panthers named to the CAA's first team with a .342 season at the plate, climbing into the school's all-time record books in hits, doubles and runs scored. He also shined defensively on the infield corners, making 55 starts at first and third base.

Williams and Lind were also named CAA Players of the Week in March and May, respectively.

Sophomore Drew Shields was named to the all-conference second team as a designated hitter in his first season at GSU, fitting in nicely among a talented group of GSU veterans. Shields batted .321 and scored 35 runs in 37 starts.

### Just Fine in the Field

Another key to the Panthers' stellar 2011 season was the defense boasting a .969 fielding percentage, highest in school history. The Panthers racked up a record 655 assists while committing the second-fewest errors ever, 71, going errorless in 19 games during the season.

### Injury Bug

It's hard to know just how high the Panthers would have soared in 2011 with a healthy roster, as five starters with 329 combined career starts were lost to season-ending injuries during the course of the year.

Senior outfielder Jonathan Kolowich's season ended before it even began due to a back injury. Kolowich had played 109 games in the outfield over three seasons with a .309 batting average. Junior slugger Joey Wood, a career .355 hitter, suffered multiple injuries in ending another stellar season short on March 25. Sophomore designated hitter Drew Shields and senior outfielder Brett Maxwell, who

played key roles in GSU's record-setting regular season, both were unavailable for postseason play with late-season setbacks. Shields had made 37 starts, batting .321, before suffering a shoulder injury after his final game on May 14. Maxwell was an outfield linchpin all season long for the Panthers, starting 46 times with a .310 average, before tearing his ACL in the final week of the regular season while tracking down a fly ball at Mercer. Lastly, senior catcher Carter Sackett was limited to a designated hitter role for the CAA Tournament after suffering a late-season shoulder injury. He had started at catcher 22 times during the season, throwing out 10 base runners.

While the Panthers adjusted as best as they could with the talent at hand, GSU certainly missed having four .300-plus hitters in the lineup for the team's postseason run, in addition to its top defensive catcher.

### The Road Back to Wilmington

Georgia State began the 2011 regular season with an impressive three-game sweep of Texas Southern, tossing two straight shutouts to open the year. In total, GSU pitchers started the season with 20.2 straight scoreless innings and yielded just one run to the Tigers over three contests in beginning the year 3-0.

After walloping in-state rival Mercer and taking three of four from Western Illinois, the Panthers trekked across town to Russ Chandler Stadium at 7-1 to face #23 Georgia Tech March 2. Senior Mark Micowski led the game off in a big way, blasting a home run to right field and setting the tone for the evening. The Panthers also got big performances from Brandon Williams and Joey Wood in piling up 12 hits. Senior left-hander Aidan Francis and junior closer Jake Dyer held the Yellow Jackets in check on the mound, sending GSU to its third win in five years at Tech, 6-3. Francis would earn CAA Pitcher of the Week honors by



GSU celebrates its 6-3 victory at #23 Georgia Tech March 2



striking out six Yellow Jackets over 7.0 stellar innings.

The Panthers continued the week against top-level competition with a trip to Starkville, Miss., playing two games each against Iowa and Mississippi State. GSU opened with its second-ever win against a Big Ten foe on Friday with a 10-6 win over Iowa in which it pounded out 16 singles. GSU then lost a rain-soaked affair to MSU Saturday night and then a walk-off affair in the rematch against Iowa Sunday, before falling in the tournament's final contest against the host Bulldogs, 7-3. GSU still left Starkville with confidence at 9-4 overall, having won two games in the week over power conference teams.



Brett Maxwell

Frady's group responded to the three-game losing streak in impressive fashion, reeling off a stellar 11-game winning streak that included wins over its first Colonial Athletic Association opponents of the season (Towson). After defeating UNC Asheville at home March 8, the Panthers swept a three-game set with conference foe Towson at Panthersville, a series that paid dividends all

season long. Senior Ryan Fleming delivered back-to-back game winning RBIs in one-run wins Friday and Saturday.

After midweek wins against Alabama State and Harvard pushed the team's win streak to six and overall record to 15-4, GSU hosted Murray State March 18-20 for another non-conference weekend series. The Panthers flew past the Breds, scoring 42 runs over three games to sweep the series and improve to 18-4 overall, having won a school record nine straight.

Georgia State then took out metro Atlanta rival Kennesaw State in a midweek matchup, and welcomed CAA opponent VCU into town March 25-27, looking to stay red hot. Weather forced the teams into a Friday doubleheader, and the Panthers won their 11th straight game in the series opener, 11-8. The win gave the Panthers their 20th of the season, as they became the fastest team in school history to reach the mark, in just 24 total games. The rest of the series slipped away from GSU, as the school-record 11 game winning streak ended in the second half of Friday's doubleheader in an extra-inning defeat to the Rams, followed by a Sunday loss that gave VCU the series.

The Panthers responded with a 16-0 midweek thrashing of Florida A&M March 29 to improve to 21-6 and

hit the road for their first conference series away from home, beginning the month of April at Delaware. The Panthers scored three times in the CAA series' first inning, but yielded 15 of the next 21 runs in dropping the first two games to the Blue Hens. GSU salvaged the final game of the series by taking a dramatic 10-8 decision to improve to 22-8 overall, 5-4 in conference.

Georgia State briefly returned home and continued its in-state success with a 9-4 win over Mercer April 5. Up next for GSU was one of the most anticipated series of the season, a trip to Harrisonburg, Va., for a matchup at James Madison between the conference's top two preseason coaches' picks.

After being delayed one day by rain, the CAA's two most prolific offenses put on a show on Saturday and Sunday in a series that GSU won't soon forget. In game one, the Panthers jumped out to a 6-1 lead, but surrendered eight-straight runs to the nation's highest scoring team in dropping the opener, 10-6. The Panthers rebounded in a big way in game two, belting four home runs and 16 hits en route to a 16-3 win. Senior Charley Olson tossed his second career complete game in the victory.

With the Panthers and Dukes tied at a game apiece, it was Sunday's finale that made the series one of the most special in recent history. Trailing 6-5 in the ninth inning, senior Rob Lind stepped to the plate with the bases loaded and launched a grand slam over the wall in left field, sending GSU to a 9-6 victory and first-ever series win over James Madison. The win put the Panthers back on the national radar at 25-9 overall, 7-5 in league play.

The Panthers then split their next four games, dropping a heartbreaking series to Old Dominion April 17 as pinch runner Wes Grant was thrown out at the plate for the final out of Sunday's series finale against the Monarchs.

After dropping an April 19 decision to Kennesaw State, its first loss in five tries against an in-state foe, GSU hit the road once more in conference, traveling to Boston for a three-game set at Northeastern April 22-24. After splitting the first two games, junior Justin Malone delivered a dazzling Sunday performance for GSU, tossing the first complete game shutout of the Greg Frady era in a 5-0 Panther win to claim the series and improve to 29-13, 10-8.



Justin Malone



The Panthers returned to Atlanta to shut down Oglethorpe in a midweek matchup, claiming their 30th win of the season, 5-0. It marked the fourth consecutive season in which Frady's squad had reached the 30-win plateau.

Georgia State then continued its winning ways by sweeping Hofstra, April 29-May 1, to improve to 13-8 in CAA play. Senior Will Campbell's complete game four-hit shutout on just 85 total pitches in Saturday's 13-0 win stood as one of the best performances in school history, for which Campbell was named the CAA's Pitcher of the Week.

With the conference race heating up in the season's final month, the Panthers hit the road for UNC Wilmington May 7 in what they hoped was the first of two trips to the site of the season-ending conference tournament. The first go-round didn't quite go as planned, as GSU suffered a three-game sweep at the hands of the Seahawks May 7-8, the first in over a year. GSU's Sunday charge fell short in a 6-4 defeat to close out the series as the Panthers found themselves at 33-16 overall, 13-11 in the CAA.

In need of conference wins and with just two CAA series remaining, the Panthers remained on the road May 12-14 for a three-game set at William & Mary, who entered the series deadlocked with the Panthers in fifth place



Mark Micowski

in the CAA standings. Another complete game effort from Campbell gave GSU a game one victory, but a heart-breaking 8-7 loss in Friday's game two tied the series. With the series winner maintaining control of its own destiny

in the postseason race, the Panthers came up huge in the rubber match, taking an 11-6 Saturday decision over the Tribe to claim the series and move to 15-12 in league play.

A return trip to Macon for the season's final non-conference tilt at Mercer on May 17 proved to be a costly one for the Panthers. Before the game, GSU learned that sophomore standout Drew Shields would be sidelined for the rest of the year with a shoulder ailment, then senior outfielder Brett Maxwell suffered a season-ending ACL tear chasing down a ball in center during play in a 9-6 loss.

Down to one healthy substitute, the Panthers entered the final weekend of the season against George Mason at 35-18, 15-12 in league play. GSU still held the cards in its efforts to reach the four-team CAA Tournament, needing to win at least two games over the Patriots to clinch a postseason berth. After splitting the series' first two con-

tests, GSU entered the 56th and final game of the regular season needing a win to keep its record-setting year alive. It turned out, the Panthers were just saving the best for last, saying goodbye to 15 seniors in dramatic fashion.

Locked in a pitching duel, right-hander Malone allowed just one run over eight innings, striking out a career-high 11 Patriot batters. Tied 1-1 through nine innings, the teams would need extras to decide the season's final game. Brandon Williams became the hero by delivering a 10th inning walk-off single to score Shane Hammond, giving GSU a 2-1 win that sent the Panthersville baseball complex into a frenzy. The win secured the series and the fourth seed for the Panthers in their third-straight CAA Tournament, one of just two conference schools to reach the tournament each of the last three seasons.



The Panthers celebrate a Senior Day walk-off win over George Mason that sent the team to its third-straight CAA Tournament

### 2011 CAA Tournament

Arriving in Wilmington May 24 for the second time in three weeks, the Panthers were greeted with a flurry of CAA honors during the season-ending championship banquet. Micowski, Lind and Williams were named to the All-CAA first team while Shields and Campbell took home second team honors and Dyer was given third team recognition. GSU tied ODU for the most first team players and JMU for the most overall selections.

Once tournament play began however, it was clear to see the impact that GSU's many injuries had on their production. The Panthers' pitching staff did its best to keep their teammates close, but for the second straight season, GSU would end its CAA run after just two games.

In the tournament opener, Georgia State squared off against the nation's highest scoring team and top seed, James Madison. Senior Will Campbell allowed just one run on the mound to the Dukes through five innings, but then




yielded two more in the sixth as a struggling Panther offense fell behind 3-0. JMU would add one more score in the seventh inning, the game's final tally. GSU mustered just five hits in the game, led by Carter Sackett's double and single, losing the game 4-0.

The Panthers moved on to face Old Dominion in an elimination game on the tournament's second day, as GSU looked to exact revenge on the second-seeded Monarchs. Once more, GSU fell behind by multiple runs after ODU scored three times in the first inning and twice in the second to claim an early 5-0 lead. The Panther bats awoke in the bottom of the second, scoring three runs on three hits to put up a fight. Senior Bryan Condotta's two-run double into the left field corner put GSU on the board first, then the short-

stop came around to score on an error to make the score 5-3. Unfortunately for the Panthers, it was the last inning in which they would score, threatening offensively but eventually falling to the Monarchs, 7-3. GSU was eliminated from the CAA Tournament, ending its 2011 season.

With a departing senior class boasting 143 career wins, the most in school history, GSU will have big shoes to fill as it looks toward the 2011-2012 season. There is plenty to look forward to, however. Thanks to an experienced coaching staff, a host of proven winners returning to the roster and a very talented incoming recruiting class, GSU figures to keep its winning tradition alive in 2012 and for years to come.

## 2011 CAA CHAMPIONSHIPS WILMINGTON, N.C.



2007 Virginia Comm  
2008 James Madison  
2009 Georgia State  
2010 VCU





Overall Statistics for Georgia State (as of Oct 24, 2011)  
(All games Sorted by Batting avg)

Record: 37-21 Home: 26-7 Away: 10-11 Neutral: 1-3 CAA: 17-13

Player	avg	gp-gs	ab	r	h	2b	3b	hr	rbi	tb	slg%	bb	hp	so	gdp	ob%	sf	sh	sb-att	po	a	e	fld%
7 Micowski, Mark	.351	58-58	239	51	84	20	4	5	48	127	.531	40	2	22	2	.444	3	4	12-15	108	6	2	.983
4 Williams, Brandon	.342	57-55	222	43	76	13	0	1	36	92	.414	20	3	45	3	.396	5	2	12-16	120	91	10	.955
1 Lind, Rob	.327	58-56	199	52	65	11	1	10	37	108	.543	53	3	40	5	.471	2	2	14-20	94	151	4	.984
19 Maxwell, Brett	.310	48-46	187	39	58	15	0	5	27	88	.471	22	6	34	2	.396	2	8	10-14	124	5	1	.992
13 Condotta, Bryan	.299	58-57	177	43	53	11	1	1	27	69	.390	22	10	40	2	.399	4	6	15-20	83	157	22	.916
15 Asher, Theo	.285	51-41	151	17	43	7	1	1	27	55	.364	17	1	25	5	.359	1	3	2-2	399	29	2	.995
24 Fleming, Ryan	.251	56-54	191	46	48	11	3	13	51	104	.545	40	5	59	2	.384	6	0	10-12	83	4	5	.946
42 Campbell, Will	1.000	1-0	1	0	1	0	0	0	0	1	1.000	0	0	0	0	1.000	0	0	0-0	4	13	1	.944
32 Gazerro, Jeremy	1.000	1-0	1	0	1	0	0	0	0	1	1.000	0	0	0	0	1.000	0	0	0-0	1	2	1	.750
3 Shields, Drew	.321	45-37	140	35	45	4	1	0	20	51	.364	19	3	29	5	.411	1	9	5-6	7	28	3	.921
9 Wood, Joey	.309	20-20	81	16	25	6	0	3	20	40	.494	6	5	10	2	.387	1	1	5-5	1	0	0	1.000
28 Sackett, Carter	.299	45-37	144	20	43	11	0	4	26	66	.458	16	8	34	4	.396	1	1	3-6	164	19	8	.958
17 Hammond, Shane	.262	46-35	107	15	28	6	0	0	10	34	.318	22	4	24	3	.403	1	13	2-3	237	26	3	.989
6 Blaustein, Daniel	.200	30-9	50	7	10	4	0	0	6	14	.280	11	1	13	1	.344	2	0	1-1	8	23	1	.969
45 Schmitz, Aaron	.188	29-15	64	8	12	3	0	1	6	18	.281	5	1	20	4	.257	0	3	2-2	70	7	1	.987
2 Malone, Justin	.000	13-1	7	2	0	0	0	0	1	0	.000	1	1	1	1	.222	0	0	0-0	18	29	2	.959
35 Agnew-Wieland, Sam	.000	2-0	2	0	0	0	0	0	0	0	.000	0	0	2	0	.000	0	0	0-0	4	3	0	1.000
21 Outz, Cole	.000	2-1	2	0	0	0	0	0	0	0	.000	0	1	2	0	.333	0	0	0-0	1	0	0	1.000
34 Grant, Wes	.000	2-0	1	0	0	0	0	0	0	0	.000	0	0	1	0	.000	0	0	0-0	1	2	0	1.000
12 Dyer, Jake	.000	1-0	1	0	0	0	0	0	0	0	.000	0	0	1	0	.000	0	0	0-0	1	7	0	1.000
26 Olson, Charley	.000	1-0	1	0	0	0	0	0	0	0	.000	0	0	0	0	.000	0	0	0-0	6	23	3	.906
23 Marshall, Ben	.000	1-0	0	0	0	0	0	0	0	0	.000	0	0	0	0	.000	0	0	0-0	2	1	0	1.000
Totals	.301	58	1968	394	592	122	11	44	342	868	.441	294	54	402	41	.401	29	52	93-122	1543	655	71	.969
Opponents	.272	58	1932	284	526	101	13	25	257	728	.377	194	60	390	53	.352	27	52	77-102	1503	592	90	.959

LOB - Team (501), Opp (438). DP's turned - Team (62), Opp (49). TP's turned - Team (0), Opp (1). CI - Team (0), Opp (1). IBB - Team (9), Micowski, M 4, Fleming 3, Williams, B 2, Opp (5). Picked off - Maxwell, B 4, Lind, R 2, Shields, D 2, Micowski, M 2, Condotta 1, Williams, B 1, Wood, J 1.

## (All games Sorted by Earned run avg)

Player	era	w-l	app	gs	cg	sho	sv	ip	h	r	er	bb	so	2b	3b	hr	b/avg	wp	hp	bk	sfa	sha
42 Campbell, Will	2.86	9-3	15	14	2	1/1	0	94.1	80	33	30	19	54	11	1	6	.235	1	9	0	4	9
2 Malone, Justin	3.81	7-1	14	14	1	1/2	0	85.0	94	41	36	15	52	18	2	3	.289	5	6	0	5	10
26 Olson, Charley	4.19	5-6	15	14	1	0/0	0	86.0	102	52	40	23	64	17	1	3	.308	8	13	0	5	12
12 Dyer, Jake	1.67	3-0	24	0	0	0/3	8	32.1	33	6	6	7	23	6	0	0	.270	0	1	0	2	3
14 Chastain, Zach	1.80	1-0	12	1	0	0/1	0	10.0	10	5	2	3	3	1	2	0	.294	0	0	0	1	3
48 Squeglia, Nick	2.98	4-3	19	3	0	0/3	0	45.1	35	17	15	27	45	3	2	0	.211	2	4	1	2	3
35 Agnew-Wieland, Sam	3.23	2-1	17	4	0	0/3	0	30.2	26	11	11	16	34	4	0	0	.230	0	6	1	0	1
11 McLaughlin, Aidan	4.26	0-0	7	0	0	0/2	0	6.1	4	3	3	1	5	0	0	1	.190	3	0	0	1	1
32 Gazerro, Jeremy	5.73	0-0	17	0	0	0/3	0	22.0	19	17	14	15	17	4	1	0	.238	1	8	0	0	2
40 Bast, Brandon	7.00	1-1	8	1	0	0/2	0	9.0	11	8	7	5	9	3	1	1	.297	0	2	1	1	0
20 Francis, Aidan	7.33	5-2	17	7	0	0/0	0	50.1	65	44	41	21	45	17	0	8	.323	3	7	2	0	6
34 Grant, Wes	8.03	0-2	14	0	0	0/0	0	12.1	11	12	11	11	12	1	1	0	.250	3	2	0	2	0
27 Claburn, Tyler	8.10	0-0	10	0	0	0/1	0	10.0	11	11	9	9	11	5	1	0	.289	2	1	0	2	0
23 Marshall, Ben	8.16	0-2	13	0	0	0/3	2	14.1	21	14	13	8	12	9	1	2	.356	0	0	0	1	2
21 Outz, Cole	11.25	0-0	4	0	0	0/0	0	4.0	2	6	5	6	3	1	0	1	.154	2	1	0	0	0
38 Chesler, Josh	11.57	0-0	7	0	0	0/1	0	2.1	2	4	3	8	1	1	0	0	.250	1	0	0	1	0
Totals	4.29	37-21	58	58	4	7/5	10	514.1	526	284	245	194	390	101	13	25	.272	31	60	5	27	52
Opponents	6.00	21-37	58	58	3	1/0	10	501.0	592	394	334	294	402	122	11	44	.301	41	54	7	29	52

PB - Team (7), Sackett 4, Hammond 2, Schmitz 1, Opp (16). Pickoffs - Team (11), Francis 4, Sackett 3, Malone, J 2, Olson 1, Hammond 1, Opp (14). SBA/ATT - Hammond (48-58), Sackett (25-35), Campbell, W (16-22), Olson (15-15), Squeglia, N (9-12), Francis (4-10), Malone, J (7-8), Dyer, J (6-7), Claburn (6-6), Grant (3-5), Chastain, Z (2-4), Agnew-Wieland (4-4), Schmitz (4-4), Gazerro (0-3), Chesler (1-2), McLaughlin (2-2), Marshall (1-1), Outz, C (1-1).



Game Results for Georgia State (as of Oct 26, 2011)  
(All games)

Date	Opponent	Score	Inns	Overall	CAA	Pitcher of record	Attend	Time
Feb 18, 2011	TEXAS SOUTHERN	w 9-0	9	1-0-0	0-0-0	Malone, J (W 1-0)	243	2:54
Feb 19, 2011	TEXAS SOUTHERN	w 3-0	9	2-0-0	0-0-0	Squeglia, N (W 1-0)	275	2:42
Feb 20, 2011	TEXAS SOUTHERN	w 5-1	9	3-0-0	0-0-0	Campbell, W (W 1-0)	200	2:37
Feb 22, 2011	at Mercer	w 14-5	9	4-0-0	0-0-0	Olson (W 1-0)	274	2:56
Feb 25, 2011	WESTERN ILLINOIS	w 3-0	9	5-0-0	0-0-0	Malone, J (W 2-0)	146	2:20
Feb 26, 2011	WESTERN ILLINOIS	w 8-7	(12)	6-0-0	0-0-0	Dyer, J (W 1-0)	150	3:35
Feb 26, 2011	WESTERN ILLINOIS	w 11-5	7	7-0-0	0-0-0	Campbell, W (W 2-0)	212	2:05
Feb 27, 2011	WESTERN ILLINOIS	L 2-8	9	7-1-0	0-0-0	Olson (L 1-1)	180	3:13
Mar 02, 2011	at #23 GEORGIA TECH	w 6-3	9	8-1-0	0-0-0	Francis (W 1-0)	1092	3:07
Mar 04, 2011	vs Iowa	w 10-6	9	9-1-0	0-0-0	Malone, J (W 3-0)	0	2:45
Mar 05, 2011	at Mississippi State-1	L 1-8	9	9-2-0	0-0-0	Squeglia, N (L 1-1)	-	2:33
Mar 06, 2011	vs Iowa-1	L 2-3	9	9-3-0	0-0-0	Marshall (L 0-1)	-	2:32
Mar 06, 2011	at Mississippi State	L 3-7	9	9-4-0	0-0-0	Olson (L 1-2)	5592	2:26
Mar 08, 2011	UNC ASHEVILLE	w 7-1	9	10-4-0	0-0-0	Francis (W 2-0)	173	2:52
* Mar 11, 2011	TOWSON	w 6-5	(10)	11-4-0	1-0-0	Dyer, J (W 2-0)	147	3:25
* Mar 12, 2011	TOWSON	w 5-4	9	12-4-0	2-0-0	Campbell, W (W 3-0)	234	2:41
* Mar 13, 2011	TOWSON	w 9-6	9	13-4-0	3-0-0	Francis (W 3-0)	195	2:40
Mar 15, 2011	ALABAMA STATE	w 14-4	9	14-4-0	3-0-0	Bast, B (W 1-0)	179	3:08
Mar 17, 2011	HARVARD	w 9-3	9	15-4-0	3-0-0	Campbell, W (W 4-0)	165	2:25
Mar 18, 2011	MURRAY STATE	w 17-6	9	16-4-0	3-0-0	Olson (W 2-2)	204	2:45
Mar 19, 2011	MURRAY STATE	w 11-6	9	17-4-0	3-0-0	Squeglia, N. (W 2-1)	234	2:40
Mar 20, 2011	MURRAY STATE	w 14-10	9	18-4-0	3-0-0	Malone, J (W 4-0)	184	3:30
Mar 23, 2011	at Kennesaw State	w 6-3	9	19-4-0	3-0-0	Campbell, W (W 5-0)	1027	2:43
* Mar 25, 2011	VCU-1	w 11-8	9	20-4-0	4-0-0	Francis (W 4-0)	180	3:06
* Mar 25, 2011	VCU-2	L 6-10	(11)	20-5-0	4-1-0	Marshall (L 0-2)	180	3:32
* Mar 27, 2011	VCU	L 8-17	9	20-6-0	4-2-0	Bast, B (L 1-1)	157	3:10
Mar 29, 2011	FLORIDA A&M	w 16-0	9	21-6-0	4-2-0	Campbell, W (W 6-0)	169	2:40
* Apr 01, 2011	at Delaware	L 5-10	9	21-7-0	4-3-0	Francis (L 4-1)	110	2:57
* Apr 02, 2011	at Delaware	L 4-5	9	21-8-0	4-4-0	Olson (L 2-3)	140	2:40
* Apr 03, 2011	at Delaware	w 10-8	9	22-8-0	5-4-0	Malone, J (W 5-0)	280	3:12
Apr 05, 2011	MERCER	w 9-4	9	23-8-0	5-4-0	Agnew-Wielan (W 1-0)	217	2:45
* Apr 09, 2011	at James Madison-1	L 6-9	9	23-9-0	5-5-0	Francis (L 4-2)	630	2:36
* Apr 09, 2011	at James Madison-2	w 16-3	9	24-9-0	6-5-0	Olson (W 3-3)	630	2:26
* Apr 10, 2011	at James Madison	w 9-6	9	25-9-0	7-5-0	Squeglia, N (W 3-1)	780	2:42
Apr 13, 2011	ALABAMA STATE	w 6-1	9	26-9-0	7-5-0	Agnew-Wielan (W 2-0)	177	2:07
* Apr 15, 2011	OLD DOMINION	L 1-4	9	26-10-0	7-6-0	Campbell, W (L 6-1)	150	2:22
* Apr 16, 2011	OLD DOMINION	w 8-4	9	27-10-0	8-6-0	Olson (W 4-3)	255	2:35
* Apr 17, 2011	OLD DOMINION	L 3-4	9	27-11-0	8-7-0	Squeglia, N (L 3-2)	155	2:40
Apr 19, 2011	KENNESAW STATE	L 6-14	9	27-12-0	8-7-0	Agnew-Wielan (L 2-1)	231	3:46
* Apr 22, 2011	at Northeastern-1	w 7-3	9	28-12-0	9-7-0	Francis (W 5-2)	133	2:28
* Apr 22, 2011	at Northeastern-2	L 2-3	9	28-13-0	9-8-0	Grant (L 0-1)	212	2:21
* Apr 24, 2011	at Northeastern	w 5-0	9	29-13-0	10-8-0	Malone, J (W 6-0)	136	2:17
Apr 26, 2011	OGLETHORPE	w 5-0	9	30-13-0	10-8-0	Chastain, Z (W 1-0)	170	2:08
* Apr 29, 2011	HOFSTRA	w 6-4	9	31-13-0	11-8-0	Olson (W 5-3)	182	2:51
* Apr 30, 2011	HOFSTRA	w 13-0	9	32-13-0	12-8-0	Campbell, W (W 7-1)	198	2:04
* May 01, 2011	HOFSTRA	w 6-3	9	33-13-0	13-8-0	Squeglia, N (W 4-2)	266	2:43
* May 07, 2011	at UNC Wilmington-1	L 4-8	9	33-14-0	13-9-0	Squeglia, N (L 4-3)	-	2:54
* May 07, 2011	at UNC Wilmington	L 1-6	9	33-15-0	13-10-0	Campbell, W (L 7-2)	574	2:21
* May 08, 2011	at UNC Wilmington	L 4-6	9	33-16-0	13-11-0	Malone, J (L 6-1)	428	2:34
* May 12, 2011	at William & Mary	w 7-2	9	34-16-0	14-11-0	Campbell, W (W 8-2)	263	2:34
* May 13, 2011	at William & Mary	L 7-8	9	34-17-0	14-12-0	Olson (L 5-4)	251	3:00
* May 14, 2011	at William & Mary	w 11-6	9	35-17-0	15-12-0	Malone, J (W 7-1)	423	3:10
May 17, 2011	at Mercer	L 6-9	9	35-18-0	15-12-0	Grant (L 0-2)	256	3:29
* May 19, 2011	GEORGE MASON	w 3-1	9	36-18-0	16-12-0	Campbell, W (W 9-2)	287	2:25
* May 20, 2011	GEORGE MASON	L 3-5	9	36-19-0	16-13-0	Olson (L 5-5)	221	2:44
* May 21, 2011	GEORGE MASON	w 2-1	(10)	37-19-0	17-13-0	Dyer, J (W 3-0)	244	2:45
% May 26, 2011	vs James Madison	L 0-4	9	37-20-0	17-13-0	Campbell, W (L 9-3)	0	2:02
% May 27, 2011	vs Old Dominion	L 3-7	9	37-21-0	17-13-0	Olson (L 5-6)	0	2:20

\* = Conference game

() extra inning game





*Matt Van Horn*

### GAMES PLAYED

Player (Year).....	Games
1. Matt Van Horn (2009) .....	60
2. Bradley Logan (2009).....	59
Carl Moniz (2009) .....	59
Derek Simmons (2009) .....	59
Paul Schlosser (2000) .....	59
6. Bryan Condotta (2011) .....	58
Rob Lind (2011).....	58
Mark Micowski (2011).....	58
Six others tied at .....	58

### AT BATS

Player (Year).....	At Bats
1. Mark Micowski (2011).....	239
2. Eric Suttle (2006) .....	235
3. Mark Micowski (2010).....	232
4. Derek Simmons (2009) .....	228
5. Bradley Logan (2008).....	226
6. <b>Brandon Williams (2010) .....</b>	<b>223</b>
7. <b>Brandon Williams (2011) .....</b>	<b>222</b>
8. Luke Gordon (2007).....	220
J.M. Rochon-Salvas (2007) .....	220
10. Eric Suttle (2005) .....	218
Bradley Logan (2010).....	218

### BATTING AVERAGE

Season (80% of games; min. 3 ab/g)	
Player (Year).....	AVG.
1. Tim Burgess (2004) .....	413
2. <b>Brandon Williams (2010) .....</b>	<b>408</b>
3. Mark Mortimer (1996) .....	403
4. Rob Lind (2010).....	402
Luke Warren (1984) .....	402
6. Russell Eagle (1980).....	401
7. Marc Mimeault (2009) .....	398
Bobby Kidd (1999) .....	398
9. Scott Youngbauer (2000) .....	393
10. Mark Micowski (2010).....	392



*Tim Burgess*

### HITS

Player (Year) .....	Hits
1. Mark Micowski (2010).....	91
<b>Brandon Williams (2010) .....</b>	<b>91</b>
3. Bradley Logan (2008).....	85
4. Mark Micowski (2011).....	84
5. Carl Moniz (2010) .....	80
6. Bradley Logan (2010).....	79
7. Rob Lind (2010) .....	78
Marc Mimeault (2009) .....	78
9. Three tied at .....	77



*Mark Micowski*

### DOUBLES

Player (Year).....	Doubles
1. Mark Mortimer (1997).....	23
2. Dustin Phillips (2003) .....	22
3. Kelly Eslinger (1982).....	21
Bradley Logan (2008).....	21
5. Mark Micowski (2011).....	20
<b>Brandon Williams (2010) .....</b>	<b>20</b>
Nathan Knight (1997).....	20
Jay Langston (1998) .....	20
Jay Langston (1999) .....	20
10. Three tied at .....	19

### TRIPLES


Player (Year).....	Triples
1. Baine Brooks (1984) .....	9
Justin Newman (2006).....	9
3. Steve Sparks (1983) .....	6
Herb Brooks (1984) .....	6
Scott Youngbauer (2000).....	6
6. Greg Giles (1981).....	5
Jay Fields (2001) .....	5
J.M. Rochon-Salvas (2007) .....	5
Nick Hogan (2008) .....	5
10. Mark Micowski (2011).....	4
Four others tied .....	4



*Chad Smith*

### HOME RUNS

Player (Year).....	HR
1. Chad Smith (2000) .....	21
2. Jason Glover (1996).....	20
3. Luke Warren (1984) .....	16
Jay Langston (1999) .....	16
Scott Youngbauer (2000) .....	16
6. Jason Glover (1993).....	15
7. Marc Mimeault (2009) .....	14
Paul Schlosser (2000) .....	14
9. Ryan Fleming (2011).....	13
Ryan Fleming (2010).....	13
Two others tied at .....	13



*Scott Youngbauer*

### TOTAL BASES

Player (Year).....	Total Bases
1. Scott Youngbauer (2000) .....	151
2. <b>Brandon Williams (2010) .....</b>	<b>145</b>
3. Chad Smith (2000) .....	143
4. Jay Langston (1999) .....	142
5. Bradley Logan (2008).....	141
6. Jason Glover (1996).....	140
7. Bradley Logan (2010).....	131
Carl Moniz (2010) .....	131
9. Josh Vandiver (2002) .....	130
10. Marc Mimeault (2009) .....	129



*Carl Moniz*

## SLUGGING PERCENTAGE

Player (Year).....	Slug. %
1. Luke Warren (1984) .....	825
2. Scott Youngbauer (2000) .....	770
3. Jason Glover (1996) .....	722
4. Chad Smith (2000) .....	704
5. Ryan Fleming (2010) .....	688
6. Ken Swygert (1984) .....	678
7. Tim Burgess (2004) .....	665
8. Marc Mimeault (2009) .....	658
9. Steve Sparks (1983) .....	657
Jay Langston (1999) .....	657



Brandon Williams

## RUNS BATTED IN

Player (Year).....	RBI
1. Brandon Williams (2010) .....	73
2. Jay Langston (1999) .....	70
3. Chad Smith (2000) .....	69
4. Carl Moniz (2010) .....	63
Rusty Bennett (2003) .....	63
Bradley Logan (2008) .....	63
7. Jason Glover (1996) .....	62
8. Bradley Logan (2010) .....	60
9. Ryan Fleming (2010) .....	59
Josh Vandiver (2002) .....	59

## RUNS SCORED

Player (Year).....	Runs
1. Mark Micowski (2010) .....	69
2. Bradley Logan (2010) .....	66
3. Baine Brooks (1984) .....	65
4. Bradley Logan (2008) .....	61
5. Derek Simmons (2009) .....	60
6. Ryan Fleming (2010) .....	59
Rob Lind (2010) .....	59
<b>Brandon Williams (2010) .....</b>	<b>59</b>
9. Carl Moniz (2010) .....	58
Nick Hogan (2009) .....	58
Mic Knox (2000) .....	58



Baine Brooks

## WALKS

Player (Year).....	Walks
1. Rob Lind (2011) .....	53
2. Baine Brooks (1984) .....	49
3. Russell Eagle (1980) .....	42
Jimmy Fowlkes (1980) .....	42
5. Ryan Fleming (2011) .....	40
Mark Micowski (2011) .....	40
7. Rich Wiley (1999) .....	39
8. Charlie Pelt (2006) .....	38
9. Chase Childers (2008) .....	37
10. Mark Micowski (2010) .....	36
Chase Childers (2009) .....	36



Rob Lind

## STOLEN BASES

Player (Year).....	SB
1. Jimmy Fowlkes (1980) .....	34
2. Jimmy Fowlkes (1981) .....	25
3. Baine Brooks (1984) .....	24
4. Russell Eagle (1980) .....	22
Dustin Phillips (2002) .....	22
6. Rob Loeb (1995) .....	21
7. Herb Brooks (1984) .....	20
Chris Dentler (2005) .....	20
9. Nathan Knight (1997) .....	19
Jay Fields (2001) .....	19

## SACRIFICE FLIES

Player (Year).....	SF
1. Bradley Logan (2010) .....	8
2. Carl Moniz (2010) .....	7
Don Stanford (1980) .....	7
4. Ryan Fleming (2011) .....	6
Greg Giles (1981) .....	6
Neil Merson (1985) .....	6
Mark Mortimer (1997) .....	6
Jay Langston (1998) .....	6
Chad Smith (2000) .....	6
Chris Dentler (2005) .....	6



Ryan Fleming

## SACRIFICE HITS

Player (Year).....	SH
1. Ryan Sterling (2006) .....	14
2. Shane Hammond (2011) .....	13
Michael Nelson (2001) .....	13
4. Don Stanford (1980) .....	11
5. Drew Shields (2011) .....	9
Matt Van Horn (2009) .....	9
Sean Fitzgerald (2003) .....	9
Ryan Sterling (2004) .....	9
Ryan Sterling (2005) .....	9
10. Brett Maxwell (2011) .....	8
Seven others tied at .....	8

## HIT BY PITCHES

Player (Year).....	HBP
1. T.J. Brandenburg (2006) .....	16
Nick Hogan (2008) .....	16
3. Luke Gordon (2007) .....	14
4. Rich Wiley (1999) .....	12
5. Chad Bailey (1997) .....	11
Paul Schlosser (2001) .....	11
7. Bryan Condotta (2011) .....	10
Derek Simmons (2009) .....	10
Garrett Greer (2002) .....	10
Bradley Logan (2007) .....	10
Bradley Logan (2008) .....	10





Bobby Bennett

## APPEARANCES

Player (Year).....	App.
1. Bobby Bennett (2006).....	28
2. Pat Euart (1997).....	27
Kevin Hopper (2000).....	27
Kevin Dooley (2007).....	27
5. Justin Malone (2010).....	26
Robbie Waits (1996).....	26
Adam Bowling (2007).....	26
8. Brett Strickland (2002).....	25
9. Jake Dyer (2011).....	24
10. Dustin Carder (2006).....	23
Three others tied at.....	23

## GAMES STARTED

Player (Year).....	GS
1. Robert Harrell (1993).....	17
David Giancarlo (1995).....	17
3. Steve Pfeffer (1981).....	16
Will Palmer (2007).....	16
5. Paul Orr (1980).....	15
Brock Radaker (1993).....	15
Rodney Dickinson (1996).....	15
David Giancarlo (1996).....	15
David Giancarlo (1997).....	15
Josh Perry (1999).....	15
Billy Boughey (2000).....	15

## INNINGS PITCHED

Player (Year).....	IP
1. Billy Boughey (2000).....	112.0
2. David Giancarlo (1996).....	109.0
3. David Giancarlo (1995).....	104.1
4. Rodney Dickinson (1996).....	101.1
5. Paul Orr (1980).....	100.2
6. Clayton Shunick (2006).....	94.2
7. Will Campbell (2011).....	94.1
David Hawkins (2001).....	94.1
David Hawkins (2002).....	94.1
10. Charley Olson (2010).....	93.2

## COMPLETE GAMES

Player (Year).....	CG
1. Rodney Dickinson (1996).....	8
Paul Orr (1980).....	8
3. David Giancarlo (1996).....	7
David Giancarlo (1995).....	7
John Hollins (1986).....	7
Mike Carroll (1980).....	7

## EARNED RUN AVERAGE

Minimum 50 innings pitched	
Player (Year).....	ERA
1. Billy Boughey (2000).....	2.73
2. Will Campbell (2011).....	2.86
3. Matt Handley (2005).....	2.89
4. Adam Bowling (2007).....	2.93
5. Ronnie Robinson (2003).....	3.18
6. Ronnie Robinson (2002).....	3.26
7. Will Palmer (2008).....	3.57
8. Kevin Dooley (2007).....	3.60
9. David Giancarlo (1996).....	3.63
10. Rodney Dickinson (1996).....	3.64



Will Campbell

## WINS

Player (Year).....	Wins
1. Will Campbell (2011).....	9
Paul Orr (1980).....	9
Rodney Dickinson (1998).....	9
Ronnie Robinson (2002).....	9
5. Robinson Polanco (2008).....	8
David Hawkins (2002).....	8
Billy Boughey (2000).....	8
Ryan Patrylo (2000).....	8
Josh Perry (1999).....	8
Rodney Dickinson.....	8
Four others tied at.....	8

## STRIKEOUTS

Player (Year).....	K's
1. David Giancarlo (1996).....	115
2. Rodney Dickinson (1996).....	105
3. Rodney Dickinson (1997).....	99
4. David Giancarlo (1995).....	90
5. Rodney Dickinson (1998).....	88
6. Will Palmer (2009).....	82
Billy Boughey (2000).....	82
8. Romas Hicks (2005).....	79
Ronnie Robinson (2002).....	79
10. Ronnie Robinson (2003).....	77



David Giancarlo

## WINNING PERCENTAGE

Minimum 5 decisions	
Player (Year).....	Win %
1. Justin Malone (2011).....	.875
2. Aidan Francis (2009).....	.833
3. Justin Malone (2010).....	.800
Alan Traylor (1979).....	.800
5. Ryan Moore (2009).....	.777
6. Will Campbell (2011).....	.750
Adam Bowling (2007).....	.750
8. Aidan Francis (2011).....	.714
9. Rodney Dickinson (1998).....	.692
10. Five tied at.....	.667



Kevin Hopper

## SAVES

Player (Year).....	Saves
1. Kevin Hopper (2000).....	10
2. Jake Dyer (2011).....	8
3. Pat Euart (1997).....	8
4. Justin Malone (2009).....	7
5. Robbie Waits (1981).....	6
Brett Strickland (2002).....	6
7. Justin Malone (2010).....	5
Scott Boatman (2003).....	5
9. Rex Stephens (1998).....	4
Romas Hicks (2005).....	4
Kevin Dooley (2007).....	4

**GAMES PLAYED**

Player (Years)	Games
1. Bradley Logan (2007-10)	229
2. Josh Vandiver (1999-02)	221
3. Chase Childers (2006-09)	214
Charlie Pelt (2004-07)	214
5. J.M. Rochon-Salvas (2005-08)	209
6. Kyle Breitbach (2000-03)	207
7. Michael Brand (1993-96)	205
8. Rusty Bennett (2002-05)	199
9. Matt Van Horn (2006-09)	195
10. Eric Suttle (2004-07)	193

**AT BATS**

Player (Years)	At Bats
1. Bradley Logan (2007-10)	855
2. J.M. Rochon-Salvas (2005-08)	787
3. Charlie Pelt (2004-07)	773
4. Josh Vandiver (1999-02)	757
5. Chase Childers (2006-09)	716
Michael Brand (1993-96)	716
7. Eric Suttle (2004-07)	711
8. Justin Newman (2003-06)	656
9. Kyle Breitbach (2000-03)	651
10. Ryan Sterling (2003-06)	636

**BATTING AVERAGE**

(80% of games; min. 3 ab/g)

Player (Years)	AVG.
1. Mark Micowski (2010-11)	.372
2. Rob Lind (2010-11)	.364
Marc Mimeault (2008-09)	.364
4. <b>Brandon Williams (2009- )</b>	<b>.359</b>
Mark Mortimer (1995-97)	.359
6. <b>Joey Wood (2008- )</b>	<b>.355</b>
7. Tim Burgess (2003-04)	.353
8. Dustin Phillips (2002-03)	.349
9. Derek Simmons (2008-09)	.344
Scott Youngbauer (1998-00)	.344
Jay Langston (1997-99)	.344

**HITS**

Player (Years)	Hits
1. Bradley Logan (2007-10)	288
2. J.M. Rochon-Salvas (2005-08)	267
3. Charlie Pelt (2004-07)	243
4. Josh Vandiver (1999-02)	233
5. Eric Suttle (2004-07)	218
6. <b>Brandon Williams (2009- )</b>	<b>211</b>
Justin Newman (2003-06)	211
8. Chase Childers (2006-09)	209
9. Jay Langston (1997-99)	208
10. Scott Youngbauer (1998-00)	200



*Bradley Logan*

**DOUBLES**

Player (Years)	Doubles
1. Bradley Logan (2007-10)	63
2. Mark Mortimer (1995-97)	57
Charlie Pelt (2004-07)	57
4. Josh Vandiver (1999-02)	53
5. <b>Brandon Williams (2009- )</b>	<b>46</b>
6. Jay Langston (1997-99)	45
Justin Newman (2003-06)	45
8. Rusty Bennett (2002-05)	44
9. Bobby Kidd (1997-99)	42
Kelly Eslinger (1979-82)	42



*Justin Newman*

**TRIPLES**

Player (Years)	Triples
1. Justin Newman (2003-06)	13
2. Scott Youngbauer (1998-00)	11
J.M. Rochon-Salvas (2005-08)	11
4. Baine Brooks (1984)	9
Brent McGuire (1980-83)	9
6. Herb Brooks (1981-84)	8
7. 5 tied with	7

**HOME RUNS**

Player (Years)	Home Runs
1. Jason Glover (1993-96)	45
2. Chad Smith (1997-00)	42
3. Josh Vandiver (1999-02)	41
4. Bradley Logan (2007-10)	38
5. Charlie Pelt (2004-07)	34
6. Rusty Bennett (2002-05)	32
7. Willie Stroud (1992-95)	31
8. Ryan Fleming (2010-11)	26
Scott Youngbauer (1998-00)	26
Jay Langston (1997-99)	26



*Jason Glover*

**TOTAL BASES**

Player (Years)	Total Bases
1. Bradley Logan (2007-10)	471
2. Josh Vandiver (1999-02)	415
3. Charlie Pelt (2004-07)	402
4. Justin Newman (2003-06)	357
5. J.M. Rochon-Salvas (2005-08)	342
6. Jason Glover (1993-96)	340
7. Jay Langston (1997-99)	339
8. Scott Youngbauer (1998-00)	336
9. Chad Smith (1997-00)	332
10. Mark Mortimer (1995-97)	323

**SLUGGING PERCENTAGE**

Player (Years)	Slug. %
1. Greg Giles (1981)	.650
2. Luke Warren (1983-84)	.632
3. Ryan Fleming (2010-2011)	.613
4. Jason Glover (1993-96)	.604
5. Mark Mortimer (1995-97)	.595
6. Paul Schlosser (2000-01)	.583
7. Russell Eagle (1980)	.581
8. Scott Youngbauer (1998-00)	.577
9. Rob Lind (2010-2011)	.573
10. <b>Joey Wood (2008- )</b>	<b>.558</b>





*Bradley Logan*

**RUNS BATTED IN**

Player (Years)	RBI
1. Bradley Logan (2007-10)	208
2. Josh Vandiver (1999-02)	173
3. Charlie Pelt (2004-07)	171
4. Jay Langston (1997-99)	156
5. Chad Smith (1997-00)	153
6. Rusty Bennett (2002-05)	148
7. <b>Brandon Williams (2009- )</b>	<b>134</b>
8. Mark Mortimer (1995-97)	133
Scott Youngbauer (1998-00)	133
10. Chase Childers (2006-09)	132



*Jean-Michael Rochon-Salvas*

**RUNS SCORED**

Player (Years)	Runs
1. Bradley Logan (2007-10)	221
2. J.M. Rochon-Salvas (2005-08)	165
3. Chase Childers (2006-09)	150
4. Jay Langston (1997-99)	137
Josh Vandiver (1999-02)	137
6. <b>Brandon Williams (2009- )</b>	<b>132</b>
Charlie Pelt (2004-07)	132
8. Eric Suttle (2004-07)	130
9. Chad Smith (1997-00)	128
10. Mark Micowski (2010-11)	120
Herb Brooks (1981-84)	120

**WALKS**

Player (Years)	Walks
1. Chase Childers (2006-09)	120
2. Bradley Logan (2007-10)	101
3. Rusty Bennett (2003-05)	98
4. Charlie Pelt (2004-07)	91
5. Jimmy Fowlkes (1979-81)	89
6. J.M. Rochon-Salvas (2005-08)	88
7. Rob Lind (2020-11)	84
8. Rob Loeb (1993-95)	83
9. Kelly Eslinger (1979-82)	80
10. Ryan Sterling (2003-06)	79



*Jimmy Fowlkes*

**STOLEN BASES**

Player (Years)	SB
1. Jimmy Fowlkes (1979-81)	61
2. Herb Brooks (1981-84)	42
3. Bradley Logan (2007-10)	41
Rob Loeb (1993-95)	41
J.M. Rochon-Salvas (2005-08)	41
6. Henry Reese (1984-86)	39
7. Jonathan Paden (1997-00)	36
8. Dustin Phillips (2002-03)	35
9. Eric Suttle (2004-07)	34
10. Nick Hogan (2008-09)	33

**SACRIFICE HITS**

Player (Years)	SH
1. Ryan Sterling (2003-05)	33
2. Chase Childers (2006- )	28
3. Michael Nelson (1999-02)	20
4. Shane Hammond (2010-11)	18
Matt Van Horn (2006-09)	18
Eric Suttle (2004-07)	18
7. Sean Fitzgerald (2002-03)	17
8. Mike Buchanan (2002-04)	16
J.M. Rochon-Salvas (2005-08)	15
10. Brett Maxwell (2010-2011)	13
Michael Brand (1993-96)	13



*Mark Mortimer*

**SACRIFICE FLIES**

Player (Years)	SF
1. Bradley Logan (2007-10)	18
2. Mark Mortimer (1995-97)	12
Jay Langston (1997-99)	12
Josh Vandiver (1999-02)	12
5. Justin Newman (2003-06)	11
6. Ryan Fleming (2010-2011)	10
7. <b>Brandon Williams (2009- )</b>	<b>9</b>
<b>Jonathan Kolowich (2008- )</b>	<b>9</b>
Carl Moniz (2009-10)	9
Dustin Phillips (2002-03)	9
Rusty Bennett (2002-05)	9
Ryan Sterling (2003-06)	9



*Nick Hogan*

**HIT BY PITCHES**

Player (Years)	HBP
1. Bradley Logan (2007-10)	35
2. Charlie Pelt (2004-07)	26
3. Nick Hogan (2008-09)	25
4. T.J. Brandenburg (2004-06)	24
5. J.M. Rochon-Salvas (2005-08)	21
6. Michael Brand (1993-96)	19
Paul Schlosser (2000-01)	19
8. <b>Joey Wood (2008- )</b>	<b>18</b>
Chad Bailey (1996-97)	18
10. Rich Wiley (1998-99)	17

## APPEARANCES

Player (Years)	App
1. Bobby Bennett (2005-08)	81
2. Brock Radaker (1992-95)	68
3. Romas Hicks (2003-06)	67
4. Ryan Patrylo (1998-01)	64
Justin Singleton (1998-01)	64
6. Kevin Campbell (1992-95)	62
7. Brett Strickland (2002-05)	60
8. <b>Justin Malone (2009-11)</b>	<b>58</b>
9. Aidan Francis (2009-11)	57
10. Will Campbell (2010-11)	51



Bobby Bennett

## GAMES STARTED

Player (Years)	GS
1. Ryan Patrylo (1998-01)	50
2. David Giancarlo (1995-97)	47
3. John Hollins (1983-86)	43
4. Will Palmer (2007-09)	41
Rodney Dickinson (1996-98)	41
6. Brock Radaker (1992-94)	36
Pat Frawley (1994-97)	36
8. Romas Hicks (2003-06)	33
9. Ronnie Robinson (2001-03)	32
Brett Strickland (2002-05)	32

## COMPLETE GAMES

Player (Years)	CG
1. Rodney Dickinson (1996-98)	16
2. David Giancarlo (1995-97)	15
John Hollins (1983-86)	15
4. Rick Lewis (1979-80)	11
Glenn Melson (1981-83)	11
6. Ryan Patrylo (1998-01)	10
7. David Hawkins (2001-02)	7
Billy Boughey (1999-00)	7
9. Ronnie Robinson (2001-02)	6
10. Two tied at	5

## INNINGS PITCHED

Player (Years)	IP
1. Ryan Patrylo (1998-01)	308.1
2. David Giancarlo (1995-97)	301.0
3. John Hollins (1983-86)	300.2
4. Rodney Dickinson (1996-98)	266.0
5. Romas Hicks (2003-06)	263.1
Brock Radaker (1992-95)	263.1
7. Will Palmer (2007-09)	259.2
8. Ronnie Robinson (2001-03)	233.1
9. Brett Strickland (2002-05)	229.1

## EARNED RUN AVERAGE

Minimum 95 innings pitched	
Player (Years)	ERA
1. <b>Justin Malone (2009- )</b>	<b>3.79</b>
2. Ronnie Robinson (2001-03)	3.93
3. Adam Bowling (2005-07)	4.15
4. Billy Boughey (1999-00)	4.17
5. Alan Traylor (1979)	4.30
6. Rodney Dickinson (1996-98)	4.33
7. Will Campbell (2008-11)	4.40
8. Charley Olson (2010-11)	4.66
9. Robinson Polanco (2008-09)	4.74
10. Will Palmer (2007-09)	4.75

## VICTORIES

Player (Years)	Wins
1. Rodney Dickinson (1996-98)	24
2. David Giancarlo (1995-97)	20
3. Ryan Patrylo (1998-01)	19
4. Aidan Francis (2009-11)	16
Will Palmer (2007-09)	16
Ronnie Robinson (2001-03)	16
7. John Hollins (1983-86)	15
Romas Hicks (2003-06)	15
9. <b>Justin Malone (2009- )</b>	<b>12</b>
Two others tied at	12

## WINNING PERCENTAGE

(min. 5 decisions)	
Player (Years)	Pct
1. <b>Justin Malone (2009- )</b>	<b>.857</b>
2. Alan Traylor (1979)	.800
3. Adam Bowling (2005-07)	.750
4. Will Campbell (2008-11)	.733
5. Aidan Francis (2009-11)	.727
6. Ryan Moore (2009-10)	.714
7. <b>Nick Squeglia (2009- )</b>	<b>.700</b>
8. Mike Carroll (1979-80)	.692
9. David Buchanan (2010)	.667
Robinson Polanco (2008-09)	.667

## SAVES

Player (Years)	Saves
1. <b>Justin Malone (2009- )</b>	<b>12</b>
2. Kevin Hopper (1999-00)	10
3. <b>Jake Dyer (2011- )</b>	<b>8</b>
Pat Euart (1997)	8
Robbie Waits (1980-81)	8
6. Brett Strickland (2002-05)	7
7. John Locklear (2008-09)	4
Five others tied at	4



Justin Malone

## STRIKEOUTS

Player (Years)	K's
1. Rodney Dickinson (1996-98)	292
2. David Giancarlo (1995-97)	273
3. Romas Hicks (2003-05)	222
4. Ronnie Robinson (2001-03)	198
5. Ryan Patrylo (1998-01)	197
6. Brett Strickland (2002-05)	193
7. Will Palmer (2007-09)	183
8. Aidan Francis (2009-11)	178



Aidan Francis



## INDIVIDUAL BATTING

### GAMES PLAYED

Season: 60, Matt Van Horn (2009)  
Career: 229, Bradley Logan (2007-10)

### BATTING AVERAGE

Season: .413, Tim Burgess (2004)  
Career: .372, Mark Micowski (2010-11)

### AT BATS

Game: 8, Mark Micowski (twice)  
last at New Mexico St. (3/14/10)  
Season: 239, Mark Micowski (2011)  
Career: 855, Bradley Logan (2007-10)

### RUNS SCORED

Game: 6, Two players;  
last by: **Joey Wood**  
at New Mex. State (3/14/10)  
Season: 69, Mark Micowski (2010)  
Career: 221, Bradley Logan (2007-10)

### HITS

Game: 7, Mark Micowski  
vs. N.C. Central (3/5/10)  
Season: 91, Mark Micowski (2010)  
**91, Brandon Williams (2010)**  
Career: 288, Bradley Logan (2007-10)

### HITTING STREAK

22 Games, Bradley Logan (2008)  
21 Games, Justin Newman (2004)  
Tim Burgess (2004)

### DOUBLES

Game: 4, **Joey Wood**  
vs. UNC-Asheville (3/9/10)  
Season: 23, Mark Mortimer (1997)  
Career: 63, Bradley Logan (2007-10)

### TRIPLES

Game: 2, Three players (five times),  
last by: Justin Newman  
vs. UNC Wilmington  
(4/21/2006)  
Season: 9, Two Players;  
last by: Justin Newman (2006)  
Career: 13, Justin Newman (2003-06)

### HOME RUNS

Game: 3, Five players;  
last by: Chad Smith  
at Western Carolina (3/28/00)  
Season: 21, Chad Smith (2000)  
Career: 45, Jason Glover, (1993-96)

### TOTAL BASES

Game: 15, Two Players;  
last by: Mark Micowski  
vs. N.C. Central (3/5/10)  
Season: 151, Scott Youngbauer (2000)  
Career: 471, Bradley Logan (2007-10)

### RUNS BATTED IN

Game: 8, Five players;  
last by: Ryan Fleming  
vs. N.C. Central (3/6/10)  
Season: **73, Brandon Williams (2010)**  
Career: 208, Bradley Logan (2007-10)

### STOLEN BASES

Game: 5, Henry Reese  
vs. Samford (3/8/85)  
Season: 34, Jimmy Fowlkes (1980)  
Career: 61, Jimmy Fowlkes (1979-81)

### WALKS

Game: 4, Nine players;  
last by: Rob Lind  
vs. Alabama State (3/15/11)  
Season: 53, Rob Lind (2011)  
Career: 120, Chase Childers (2006-09)

## INDIVIDUAL PITCHING

### APPEARANCES

Season: 28, Bobby Bennett (2006)  
Career: 81, Bobby Bennett (2005-08)

### GAMES STARTED

Season: 17, David Giancarlo (1995)  
Robert Harrell (1993)  
Career: 50, Ryan Patrylo (1998-01)

### COMPLETE GAMES

Season: 8, Paul Orr (1980)  
Rodney Dickinson (1996)  
Career: 16, Rodney Dickinson (1996-98)

### SHUTOUTS

Season: 2, Three players;  
last by: Kevin Hopper (2000)  
Career: 4, Rodney Dickinson, (1996-98)

### INNINGS PITCHED

Game: 10.1, Jonathan Craig  
vs. Jacksonville State (5/6/02)  
Season: 112.0, Billy Boughey (2000)  
Career: 308.1, Ryan Patrylo (1998-01)

### WINS

Season: 9, Four players;  
last by: Will Campbell (2011)  
Career: 24, Rodney Dickinson (1996-98)

### WINNING PERCENTAGE

(min. 5 decisions per season)  
Season: **.875, Justin Malone (2011)**  
Career: **.857, Justin Malone (2009- )**

### SAVES

Season: 10, Kevin Hopper (2000)  
Career: **12, Justin Malone (2009-10)**

### EARNED RUN AVERAGE

Season: 2.73, Billy Boughey (2000)  
Career: **3.79, Justin Malone (2009- )**

### STRIKEOUTS

Game: 16, Rodney Dickinson  
vs. Furman (2/18/97)  
Season: 115, David Giancarlo (1996)  
Career: 292, Rodney Dickinson (1996-98)

### WINNING STREAK

8, Aidan Francis (2010-11)  
**8, Justin Malone (2010-11)**

### CONSECUTIVE SCORELESS INNINGS

**21.0, Justin Malone (2009-10)**

### PICKOFFS

Season: 16, David Giancarlo (1995-97)

## INDIVIDUAL FIELDING

### PUTOUTS

Game: 17, Jason Eller  
Season: 445, Josh Vandiver (2002)  
Career: 1,919, Josh Vandiver (1999-02)

### ASSISTS

Game: 9, Two players;  
last by: Herb Brooks  
vs. Georgia Tech (5/1/82)  
Season: 188, Ryan Sterling (2005)  
Career: 524, Michael Brand (1993-96)

## AT BATS

1979.....	929
1980.....	1,585
1981.....	1,497
1982.....	1,381
1983.....	1,354
1984.....	1,678
1985.....	1,294
1986.....	1,518
Program dormant	
1992.....	1,015
1993.....	1,507
1994.....	1,699
1995.....	1,648
1996.....	1,699
1997.....	1,744
1998.....	1,734
1999.....	1,854
2000.....	1,875
2001.....	1,735
2002.....	1,809
2003.....	1,699
2004.....	1,701
2005.....	1,938
2006.....	1,978
2007.....	2,063
2008.....	1,903
2009.....	<b>2,129</b>
2010.....	2,110
2011.....	1,968

## BATTING AVG.

1979.....	280
1980.....	286
1981.....	293
1982.....	267
1983.....	284
1984.....	337
1985.....	282
1986.....	293
Program dormant	
1992.....	206
1993.....	239
1994.....	266
1995.....	270
1996.....	284
1997.....	288
1998.....	303
1999.....	300
2000.....	293
2001.....	280
2002.....	283
2003.....	287
2004.....	280
2005.....	279
2006.....	290
2007.....	301
2008.....	329
2009.....	310
2010.....	<b>356</b>
2011.....	301

## RUNS

1979.....	157
1980.....	338
1981.....	265
1982.....	227
1983.....	238
1984.....	446
1985.....	220
1986.....	287
Program dormant	
1992.....	123
1993.....	195
1994.....	255

1995.....	291
1996.....	278
1997.....	334
1998.....	347
1999.....	362
2000.....	385
2001.....	288
2002.....	283
2003.....	307
2004.....	263
2005.....	321
2006.....	367
2007.....	390
2008.....	444
2009.....	485
2010.....	<b>608</b>
2011.....	394

## HITS

1979.....	260
1980.....	454
1981.....	439
1982.....	369
1983.....	385
1984.....	565
1985.....	365
1986.....	444
Program dormant	
1992.....	209
1993.....	360
1994.....	452
1995.....	445
1996.....	483
1997.....	502
1998.....	526
1999.....	557
2000.....	550
2001.....	486
2002.....	512
2003.....	487
2004.....	476
2005.....	540
2006.....	573
2007.....	620
2008.....	626
2009.....	659
2010.....	<b>751</b>
2011.....	592

## DOUBLES

1979.....	53
1980.....	64
1981.....	61
1982.....	68
1983.....	67
1984.....	86
1985.....	56
1986.....	87
Program dormant	
1992.....	28
1993.....	63
1994.....	71
1995.....	90
1996.....	77
1997.....	91
1998.....	97
1999.....	110
2000.....	104
2001.....	95
2002.....	92
2003.....	97
2004.....	100
2005.....	107
2006.....	113
2007.....	103
2008.....	109

2009.....	111
2010.....	<b>145</b>
2011.....	122

## TRIPLES

1979.....	5
1980.....	18
1981.....	21
1982.....	11
1983.....	20
1984.....	<b>32</b>
1985.....	7
1986.....	15
Program dormant	
1992.....	3
1993.....	6
1994.....	5
1995.....	10
1996.....	5
1997.....	7
1998.....	11
1999.....	6
2000.....	16
2001.....	12
2002.....	18
2003.....	7
2004.....	11
2005.....	9
2006.....	21
2007.....	17
2008.....	16
2009.....	7
2010.....	18
2011.....	11

## HOME RUNS

1979.....	14
1980.....	14
1981.....	28
1982.....	23
1983.....	33
1984.....	56
1985.....	18
1986.....	23
Program dormant	
1992.....	20
1993.....	42
1994.....	33
1995.....	35
1996.....	52
1997.....	41
1998.....	37
1999.....	59
2000.....	77
2001.....	42
2002.....	40
2003.....	29
2004.....	38
2005.....	45
2006.....	40
2007.....	48
2008.....	45
2009.....	74
2010.....	<b>82</b>
2011.....	44

## RUNS BATTED IN

1979.....	138
1980.....	274
1981.....	215
1982.....	178
1983.....	198
1984.....	381
1985.....	188
1986.....	263

## Program dormant

1992.....	101
1993.....	182
1994.....	222
1995.....	245
1996.....	252
1997.....	291
1998.....	312
1999.....	322
2000.....	359
2001.....	260
2002.....	254
2003.....	269
2004.....	245
2005.....	294
2006.....	324
2007.....	343
2008.....	390
2009.....	430
2010.....	<b>549</b>
2011.....	342

## SLUGGING %

1979.....	393
1980.....	376
1981.....	393
1982.....	390
1983.....	437
1984.....	507
1985.....	378
1986.....	416
Program dormant	
1992.....	299
1993.....	372
1994.....	372
1995.....	400
1996.....	427
1997.....	419
1998.....	436
1999.....	462
2000.....	488
2001.....	421
2002.....	420
2003.....	403
2004.....	419
2005.....	413
2006.....	429
2007.....	437
2008.....	474
2009.....	473
2010.....	<b>558</b>
2011.....	441

## STOLEN BASES

1979.....	27
1980.....	<b>123</b>
1981.....	62
1982.....	47
1983.....	85
1984.....	77
1985.....	62
1986.....	45
Program dormant	
1992.....	18
1993.....	37
1994.....	60
1995.....	68
1996.....	46
1997.....	60
1998.....	60
1999.....	44
2000.....	42
2001.....	55
2002.....	53
2003.....	57
2004.....	34

2005.....	67
2006.....	42
2007.....	54
2008.....	90
2009.....	89
2010.....	93
2011.....	93

## HIT BY PITCHES

1979.....	9
1980.....	19
1981.....	10
1982.....	13
1983.....	9
1984.....	12
1985.....	16
1986.....	21
Program dormant	
1992.....	10
1993.....	29
1994.....	29
1995.....	30
1996.....	37
1997.....	47
1998.....	37
1999.....	48
2000.....	31
2001.....	35
2002.....	32
2003.....	35
2004.....	42
2005.....	44
2006.....	52
2007.....	60
2008.....	<b>70</b>
2009.....	57
2010.....	63
2011.....	54

## SACRIFICE HITS

1979.....	n/a
1980.....	19
1981.....	17
1982.....	n/a
1983.....	17
1984.....	n/a
1985.....	16
1986.....	n/a
Program dormant	
1992.....	3
1993.....	5
1994.....	29
1995.....	22
1996.....	13
1997.....	13
1998.....	21
1999.....	23
2000.....	24
2001.....	43
2002.....	21
2003.....	33
2004.....	39
2005.....	37
2006.....	50
2007.....	38
2008.....	48
2009.....	43
2010.....	42
2011.....	<b>52</b>



## INNINGS PITCHED

1979.....	231.2
1980.....	420.1
1981.....	369.1
1982.....	366.0
1983.....	340.2
1984.....	400.2
1985.....	334.2
1986.....	398.0
Program dormant	
1992.....	267.0
1993.....	355.0
1994.....	419.0
1995.....	413.1
1996.....	419.2
1997.....	426.2
1998.....	427.1
1999.....	456.2
2000.....	469.0
2001.....	446.0
2002.....	453.0
2003.....	427.1
2004.....	434.1
2005.....	497.0
2006.....	495.2
2007.....	510.0
2008.....	478.2
2009.....	536.0
2010.....	501.2
2011.....	514.1

## WINS

1979.....	16
1980.....	30
1981.....	17
1982.....	14
1983.....	12
1984.....	19
1985.....	17
1986.....	23
Program dormant	
1992.....	2
1993.....	12
1994.....	12
1995.....	20
1996.....	21
1997.....	23
1998.....	23
1999.....	23
2000.....	31
2001.....	20
2002.....	24
2003.....	25
2004.....	18
2005.....	25
2006.....	26
2007.....	26
2008.....	33
2009.....	39
2010.....	34
2011.....	37

## SAVES

1979.....	n/a
1980.....	3
1981.....	8
1982.....	1
1983.....	3
1984.....	1
1985.....	4
1986.....	4
Program dormant	
1992.....	0
1993.....	2
1994.....	4

1995.....	5
1996.....	2
1997.....	10
1998.....	6
1999.....	4
2000.....	10
2001.....	4
2002.....	10
2003.....	9
2004.....	3
2005.....	12
2006.....	5
2007.....	6
2008.....	7
2009.....	19
2010.....	8
2011.....	10

## ERA

1979.....	5.24
1980.....	5.18
1981.....	8.80
1982.....	9.24
1983.....	8.74
1984.....	8.27
1985.....	7.64
1986.....	5.25
Program dormant	
1992.....	10.55
1993.....	7.81
1994.....	7.32
1995.....	6.58
1996.....	6.48
1997.....	5.91
1998.....	7.54
1999.....	7.69
2000.....	4.89
2001.....	6.68
2002.....	5.17
2003.....	5.64
2004.....	6.47
2005.....	5.22
2006.....	5.85
2007.....	5.82
2008.....	5.17
2009.....	5.44
2010.....	6.35
2011.....	4.29

## STRIKEOUTS

1979.....	97
1980.....	182
1981.....	180
1982.....	167
1983.....	138
1984.....	169
1985.....	151
1986.....	230
Program dormant	
1992.....	106
1993.....	193
1994.....	215
1995.....	278
1996.....	360
1997.....	351
1998.....	354
1999.....	345
2000.....	368
2001.....	292
2002.....	277
2003.....	291
2004.....	326
2005.....	350
2006.....	350
2007.....	361
2008.....	346

2009.....	474
2010.....	354
2011.....	390

## WALKS

1979.....	136
1980.....	254
1981.....	308
1982.....	303
1983.....	283
1984.....	300
1985.....	226
1986.....	201

## Program dormant

1992.....	191
1993.....	309
1994.....	297
1995.....	247
1996.....	187
1997.....	196
1998.....	283
1999.....	239
2000.....	183
2001.....	206
2002.....	183
2003.....	214
2004.....	227
2005.....	190
2006.....	243
2007.....	248
2008.....	254
2009.....	261
2010.....	232
2011.....	194

## COMPLETE GAMES

1979.....	17
1980.....	29
1981.....	15
1982.....	16
1983.....	12
1984.....	12
1985.....	11
1986.....	33

## Program dormant

1992.....	2
1993.....	2
1994.....	15
1995.....	12
1996.....	15
1997.....	4
1998.....	8
1999.....	4
2000.....	13
2001.....	11
2002.....	11
2003.....	5
2004.....	6
2005.....	5
2006.....	11
2007.....	2
2008.....	6
2009.....	3
2010.....	3
2011.....	4

## SHUTOUTS

1979.....	1
1980.....	6
1981.....	1
1982.....	4
1983.....	1
1984.....	0
1985.....	1
1986.....	2

## Program dormant

1992.....	0
1993.....	0
1994.....	1
1995.....	1
1996.....	2
1997.....	2
1998.....	3
1999.....	0
2000.....	2
2001.....	3
2002.....	2
2003.....	2
2004.....	0
2005.....	1
2006.....	1
2007.....	0
2008.....	2
2009.....	2
2010.....	2
2011.....	7

## PUTOUTS

1979.....	695
1980.....	n/a
1981.....	1,108
1982.....	1,082
1983.....	1,025
1984.....	1,175
1985.....	965
1986.....	1,194
Program dormant	
1992.....	798
1993.....	1,134
1994.....	1,258
1995.....	1,240
1996.....	1,256
1997.....	1,280
1998.....	1,282
1999.....	1,370
2000.....	1,407
2001.....	1,338
2002.....	1,359
2003.....	1,282
2004.....	1,303
2005.....	1,491
2006.....	1,487
2007.....	1,530
2008.....	1,436
2009.....	1,608
2010.....	1,505
2011.....	1,543

## ASSISTS

1979.....	328
1980.....	n/a
1981.....	488
1982.....	388
1983.....	406
1984.....	544
1985.....	400
1986.....	485
Program dormant	
1992.....	278
1993.....	395
1994.....	537
1995.....	557
1996.....	513
1997.....	521
1998.....	501
1999.....	583
2000.....	594
2001.....	559
2002.....	565
2003.....	502
2004.....	531

2005.....	630
2006.....	592
2007.....	633
2008.....	597
2009.....	583
2010.....	580
2011.....	655

## ERRORS

1979.....	73
1980.....	n/a
1981.....	141
1982.....	81
1983.....	85
1984.....	124
1985.....	97
1986.....	99
Program dormant	
1992.....	70
1993.....	96
1994.....	107
1995.....	112
1996.....	119
1997.....	111
1998.....	135
1999.....	121
2000.....	105
2001.....	89
2002.....	77
2003.....	84
2004.....	106
2005.....	98
2006.....	83
2007.....	94
2008.....	77
2009.....	88
2010.....	82
2011.....	71

## FIELDING %

1979.....	.933
1980.....	n/a
1981.....	.919
1982.....	.948
1983.....	.944
1984.....	.933
1985.....	.934
1986.....	.944
Program dormant	
1992.....	.939
1993.....	.941
1994.....	.944
1995.....	.941
1996.....	.937
1997.....	.942
1998.....	.930
1999.....	.942
2000.....	.950
2001.....	.955
2002.....	.962
2003.....	.955
2004.....	.945
2005.....	.956
2006.....	.962
2007.....	.958
2008.....	.964
2009.....	.961
2010.....	.962
2011.....	.969



*Jean-Michel Rochon-Salvas (2005-08) earned CoSIDA Academic All-District First Team in 2006 & 2007*

## ACADEMIC ALL-DISTRICT

Year	Player	Pos.	Team
1999	Bobby Kidd	C	2nd Team
2000	Chad Smith	OF	1st Team
2003	Kevin Kawasaki	OF	2nd Team
2006	J.M. Rochon-Salvas	INF	1st Team
2007	J.M. Rochon-Salvas	INF	1st Team
2008	J.M. Rochon-Salvas	INF	2nd Team
2010	Daniel Blaustein	INF	2nd Team

## TAAC ALL-ACADEMIC

Greg Brown	1993
Kevin Campbell	1993
Jason Flurry	1994
Dexter Fulton	1994
Brad Gardner	1994
Keith Ingram	1994-95
Keith Taylor	1994
Chan Brown	1995
Dan Corsi	1995
David Donaldson	1995
Jason Glover	1995
Matt Griffin	1995
Jed Hixson	1995, 1997-98
Frank McGarvey	1995
Jason Perry	1995-96, 1998
Chad Bailey	1996-97
Rodney Dickinson	1996
David Giancarlo	1996-97
Ray Hughes	1996
Butch Maxey	1996
Manse Waldrop	1996
Jeremy Higgins	1997
Ray Hughes	1997
Clayton Joiner	1997
Bobby Kidd	1997-99
Steven Kidd	1997-00
Kenny Mitchell	1997
Jonathan Paden	1997
Marcus Phillips	1997-98
Chad Smith	1997-00
Todd Souders	1998

Rich Wiley	1998
Billy Boughy	1999-00
Kevin Hopper	1999-00
Frank Merriam	1999
Ryan Patrylo	1999
Jason Sattler	1999-00
Joel Dobbs	2000
Brian McCartney	2000
Ryan Patrylo	2000-01
Andrew Rush	2000-01
Scott Youngbauer	2000
Mic Knox	2001
Justin Singleton	2001
Brandon Thompson	2001
Josh Vandiver	2001



*Michael Buchanan (2002-04) earned Atlantic Sun All-Academic honors every semester at State*

## ATLANTIC SUN ALL-ACADEMIC

Kyle Breitbach	2002
Mike Buchanan	2002-04
David Hawkins	2002
Kevin Kawasaki	2002-03
Clint Mize	2002
Michael Nelson	2002
Jason Payne	2002
Dustin Phillips	2002-03
Ronnie Robinson	2002-03
Josh Vandiver	2002
Scott Boatman	2003
Jonathan Craig	2003
Sean Fitzgerald	2003
Romas Hicks	2003-04
Brandon Thompson	2003
Cody Webb	2003-04
Brian Williams	2003
Rusty Bennett	2004
Kenny Camp	2004
Cliff Flagello	2004
Stovie Moore	2004-05
Ben Rulon	2004
Dusty Bennett	2005
T.J. Brandenburg	2005
Micah Johnson	2005
Butch Morris	2005
Jean-Michel Rochon-Salvas	2005



*David Ferrer (2006-09) earned CAA All-Academic honors four times*

## CAA ALL-ACADEMIC

Dusty Bennett	2006-08
Carlos Cardoza-Oquendo	2006-07
Jeremy Compton	2006-07
David Ferrer	2006-09
Matt Handley	2006
Romas Hicks	2006
Jean-Michel Rochon-Salvas	2006-08
Zac Wright	2006-07
Bobby Bennett	2007-08
Adam Bowling	2007
Drew Grant	2007-08
Tim Lorek	2007
Joel Reeves	2007-09
Logan Sharrett	2007
Matt Van Horn	2007-09
Theo Asher	2008-11
Aidan Francis	2008-09, 11
Robert Hasenfelt	2008
Marc Mimeault	2008-09
Daniel Blaustein	2009-11
Chris Hallum	2009
Justin Malone	2009-10
Ben Marshall	2009, 11
Drew Parker	2009
Robinson Polanco	2009
Nick Squeglia	2009-11
David Buchanan	2010
Zach Chastain	2010-11
Bryan Condotta	2010-11
Wes Grant	2010-11
Shane Hammond	2010-11
Jonathan Kolowich	2010-11
Rob Lind	2010-11
Michael Moch	2010
Carl Moniz	2010
Ryan Moore	2010
Aaron Schmitz	2010-11
Sam Agnew-Wieland	2011
Josh Chesler	2011
Tyler Claburn	2011
Brett Maxwell	2011
Charley Olson	2011





Paul Schlosser (2000-01) was named to the All-Canadian First Team in 2000



Jason Glover was a three-time TAAC Player of the Week honoree



Will Palmer earned CAA Pitcher of the Week honors three times in his career

## ALL-CANADIAN TEAM

2009 Marc Mimeault.....1st Team  
2009 Carl Moniz.....HM  
2008 J.M. Rochon-Salvas.....2nd Team  
2008 Marc Mimeault.....3rd Team  
2008 Carl Moniz (signed).....HM  
2007 J.M. Rochon-Salvas ..... HM  
2007 Marc Mimeault (signed) ..2nd Team  
2006 J.M. Rochon-Salvas ..... HM  
2000 Paul Schlosser.....1st Team

## ALL-ATLANTIC REGION

1996 Jason Glover.....OF ..2nd Team  
1996 Mark Mortimer....C ...2nd Team  
1999 Jay Langston .....OF ..2nd Team  
2000 Scott YoungbauerSS.....1st Team  
2000 Chad Smith .....OF ..2nd Team

## NATIONAL HONORS

### TPX Louisville Slugger

### National Player of the Week

Chad Smith..... Feb. 21, 2000

### Major League Baseball Canada

### Player of the Week

Paul Schlosser ..... March 10, 2000

### NCBWA National Hitter of the Week

Mark Micowski..... March 7, 2010

### College Baseball Insider

### Region Player of the Week

Mark Micowski..... March 7, 2010

Mark Micowski..... March 23, 2011

### College Baseball Foundation

### National All-Star Lineup

Mark Micowski..... March 7, 2010

Rob Lind ..... May 4, 2011

## TAAC PITCHER OF THE WEEK

Rodney Dickinson..... Mar. 3, 1998  
Rodney Dickinson..... Apr. 7, 1998  
Jody Edmondson..... Apr. 14, 1998  
Ryan Patrylo ..... Feb. 21, 2000  
Ryan Patrylo ..... Mar. 13, 2000

## TAAC PLAYER OF THE WEEK

Willie Stroud..... May 3, 1992  
Jason Glover.....April 18, 1994  
Jason Glover.....Feb. 20, 1996  
Jason Glover.....Mar. 5, 1996  
Mark Mortimer.....April 8, 1997  
Scott Youngbauer .....Feb. 17, 1998  
Jay Langston ..... May 3, 1999  
Chad Smith.....Feb. 21, 2000  
Paul Schlosser .....April 17, 2000  
Scott Youngbauer ..... May 1, 2000  
Mic Knox .....Mar. 5, 2001  
Jay Fields ..... May 7, 2001



Ben Rulon earned A-Sun Pitcher of the Week honors three times in 2005

## A-SUN PITCHER OF THE WEEK

David Hawkins.....Feb. 18, 2002  
David Hawkins..... May 20, 2002  
Ben Rulon .....Feb. 14, 2005  
Ben Rulon .....April 11, 2005  
Ben Rulon ..... May 16, 2005

## A-SUN PLAYER OF THE WEEK

Josh Vandiver .....Feb. 26, 2002  
Justin Newman..... Mar. 7, 2005

## CAA PITCHER OF THE WEEK

Romas Hicks ..... Mar. 1, 2006  
Adam Bowling..... April 2, 2007  
Will Palmer .....May 14, 2007  
Will Palmer ..... Mar. 24, 2008  
Will Palmer ..... April 21, 2008  
Ryan Moore..... Feb. 24, 2009  
Aidan Francis.....May 4, 2009

David Buchanan..... Mar. 29, 2010  
Charley Olson.....May 10, 2010  
Justin Malone..... March 1, 2011  
Aidan Francis..... March 8, 2011  
Justin Malone..... April 25, 2011  
Will Campbell.....May 2, 2011  
Will Campbell.....May 16, 2011  
Justin Malone.....May 23, 2011



Chase Childers earned CAA Player of the Week honors twice in his career

## CAA PLAYER OF THE WEEK

Justin Newman.....April 10, 2006  
Chase Childers.....Feb. 26, 2008  
Bradley Logan.....May 12, 2008  
Chase Childers.....April 6, 2009  
Mark Micowski.....Mar. 9, 2010  
Joey Wood .....Mar. 15, 2010  
Carl Moniz.....April 12, 2010  
Rob Lind ..... May 3, 2010  
Brandon Williams ..... March 8, 2011  
Mark Micowski..... March 21, 2011  
Rob Lind ..... May 2, 2011

## CAA ROOKIE OF THE WEEK

Clayton Shunick ..... May 15, 2006  
Jonathan Kolowich.....April 21, 2008  
Brandon Williams ..... Mar. 16, 2009  
Aidan Francis..... May 4, 2009



Aidan Francis earned Rookie of the Week honors after his first career start 5/1/09

## ALL-SUN BELT CONFERENCE

1980	Russell Eagle.....OF .....	1st Team
1980	Robbie Waits ..... P.....	1st Team
1980	Tim Chastain ..... 2B.....	1st Team
1980	Kelly Eslinger ..... C .....	1st Team
1980	Brent McGuire.... DH.....	1st Team
1981	Greg Giles .....OF .....	1st Team



Jason Glover is the only Panther to earn conference player of the year honors postseason

## TAAC PLAYER OF THE YEAR

1996	Jason Glover.....OF .....	
------	---------------------------	--

## ALL-TAAC

1984	Tim Osborne..... C .....	1st Team
1985	Neil Merson.....3B .....	1st Team
1986	Britt Borders .....2B .....	1st Team
1986	John Hollins.....P .....	1st Team
1986	Neil Merson.....3B .....	1st Team
1993	Jason Glover .....OF .....	2nd Team
1994	Robert Pearson .....3B .....	2nd Team
1995	Frank McGarvey ....DH .....	1st Team
1996	Jason Glover .....OF .....	1st Team
1996	Mark Mortimer ..... C .....	1st Team
1996	Rodney Dickinson ...P .....	2nd Team
1996	David Giancarlo.....P .....	3rd Team
1997	Pat Euart.....RP .....	2nd Team
1997	Mark Mortimer ..... C .....	2nd Team
1997	Rodney Dickinson ...P .....	3rd Team
1998	Rodney Dickinson ...P .....	2nd Team
1998	Bobby Kidd.....DH .....	2nd Team
1998	Jay Langston.....OF .....	2nd Team
1999	Bobby Kidd..... C .....	1st Team
1999	Jay Langston.....OF .....	1st Team
1999	Scott Youngbauer ...SS .....	3rd Team
2000	Chad Smith.....OF .....	1st Team
2000	Scott Youngbauer ...SS .....	1st Team
2000	Paul Schlosser..... C .....	2nd Team
2000	Billy Boughey .....P .....	3rd Team
2000	Kevin Hopper.....RP .....	3rd Team
2001	Jay Fields.....OF .....	2nd Team
2001	Josh Vandiver.....1B .....	2nd Team

## TAAC ALL-FRESHMAN

2001	Garrett Greer .....	Catcher
------	---------------------	---------

## TAAC ALL-TOURNAMENT

2000	Michael Nelson .....	2B
------	----------------------	----

## ALL-AMERICA HONORS

1995	Mark Mortimer, 3B First Team All-Freshman by Collegiate Baseball
1996	Jason Glover, OF Third Team by NCBWA
2001	Garrett Greer, C All-Freshman Honorable Mention by Collegiate Baseball
2002	Rusty Bennett, C All-Freshman Honorable Mention by Collegiate Baseball
2002	Brett Strickland, RHP All-Freshman Honor. Mention by Collegiate Baseball Magazine
2009	Justin Malone, RHP Freshman All-America 2nd Team by Pro-Line Athletic/NCBWA Freshman All-America Team by Louisville Slugger
2012	Jake Dyer, RHP NCBWA Preseason All-America 3rd Team CollegeBaseballInsider.com Preseason All-America Hon. Mention

## ALL-ATLANTIC SUN

2002	Dustin Phillips .....OF .....	2nd Team
2003	Dustin Phillips .....DH .....	1st Team
2003	Sean Fitzgerald .....SS .....	1st Team
2003	Ronnie Robinson ....P .....	1st Team
2003	Rusty Bennett..... C .....	1st Team
2004	Tim Burgess.....1B .....	2nd Team
2004	Ryan Sterling.....2B .....	2nd Team
2005	Justin Newman.....OF .....	2nd Team

## A-SUN ALL-FRESHMAN

2002	Brett Strickland .....	P
2003	Justin Newman .....	OF
2004	Charlie Pelt .....	C
2005	Jean-Michel Rochon-Salvas .....	SS
2005	Nick McEntyre .....	C

## ALL-CAA

2007	Luke Gordon .....DH .....	1st Team
2007	Charlie Pelt .....1B .....	2nd Team
2007	Eric Suttle.....OF .....	2nd Team
2008	Derek Simmons.....DH .....	1st Team
2008	J.M. Rochon-Salvas ...2B .....	2nd Team
2008	Bradley Logan.....3B .....	2nd Team
2008	Chase Childers .....SS .....	3rd Team
2008	Robinson Polanco .....P .....	3rd Team
2009	Derek Simmons.....DH .....	1st Team
2009	Marc Mimeault.....C .....	2nd Team
2009	Ryan Moore .....P .....	2nd Team
2009	Aidan Francis .....P .....	3rd Team
2009	Brandon Williams... Util. .....	3rd Team

2010	Mark Micowski .....OF .....	1st Team
2010	Ryan Fleming .....OF .....	2nd Team
2010	Rob Lind.....2B .....	3rd Team
2010	Bradley Logan.....3B .....	3rd Team
2010	Carl Moniz.....UT .....	3rd Team
2010	Aidan Francis .....P .....	3rd Team
2011	Rob Lind.....2B .....	1st Team
2011	Mark Micowski .....OF .....	1st Team
2011	Brandon Williams.....3B .....	1st Team
2011	Will Campbell .....SP .....	2nd Team
2011	Drew Shields .....DH .....	2nd Team
2011	Jake Dyer.....RP .....	3rd Team

## CAA ALL-FRESHMAN

2006	Clayton Shunick .....	P
2009	Aidan Francis.....	P

## CAA ALL-TOURNAMENT

2009	Justin Malone .....	P
2009	Michael McCree .....	OF
2009	Ryan Moore .....	P
2009	Bradley Logan.....	1B/3B
2009	Marc Mimeault .....	C

## CAA TOURNAMENT MVP

2009	Bradley Logan.....	1B/3B
------	--------------------	-------

## NCAA ALL-REGIONAL

2009	Marc Mimeault .....	Atlanta
------	---------------------	---------





Georgia State Head Coaching Records

Herbert "Stoney" Burgess (1956-60).....	23-24
Archie Crenshaw (1964-67).....	6-29
Ron Kennett (1969-72).....	16-75
Jack Humphrey (1978-80).....	46-37
Jim Dorsey (1980-82).....	32-71
Gary Nave (1982-86).....	70-122-1
Kurt Seibert (1992-93).....	12-55
Mike Hurst (1993-2006).....	293-432
Greg Frady (2007-Present).....	169-121-1

Georgia State's Retired Number

**#30**  
**HURST**



Mike Hurst



The winningest coach in GSU baseball history, Hurst led the Panthers to 293 wins over 14 seasons. He is the only Panther head coach to beat rivals Georgia and Georgia Tech in the same season (2000).

Hurst coached five All-Americans, five all-region players, 29 all-conference selections and saw 25 players sign professional contracts.

## A

Chaz Abeln, 2010  
Sam Agnew-Wieland, 2011  
Jason Alford, 1996-97  
Bill Allen, 1992-93  
Tyler Allen, 2006-07  
Ryan Apple, 2001  
Jerry Arienzo, 1992-94  
James Ashcroft, 1982  
Theo Asher, 2008-11  
Willie Azbell, 1999-01

## B

Chad Bailey, 1996-97  
Larry Baines, 1957  
David Bales, 1993  
Scott Bannon, 1993  
Tommy Barber, 1970-71  
Larry Barnes, 1957  
Bill Barr, 1957-60  
Brandon Bast, 2011  
Ronnie Batchelor, 1971  
Bobby Bennett, 2005-08  
Dusty Bennett, 2006-08  
Rusty Bennett, 2002-05  
Jerry Birdsong, 1957-58  
**Daniel Blaustein, 2009-**  
Scott Boatman, 2002-03  
Bill Boland, 1957-59  
Britt Borders, 1985-86  
Jeff Bowers, 1982  
Derek Bowles, 1980  
Adam Bowling, 2005-07  
Billy Boughey, 1999-00  
Michael Brand, 1993-96  
T.J. Brandenburg, 2003-06  
Kyle Breitbach, 2000-03  
Kenny Brewer, 1971  
Paige Bridgman, 1984  
Chris Britt, 1982  
Ben Brogan, 1959  
Jason Brothorst, 1997-98  
Baine Brooks, 1984  
Herb Brooks, 1981-84  
Chan Brown, 1994-95  
Greg Brown, 1992-93  
James Bucci, 1992  
Carl Buchanan, 1979-80  
David Buchanan, 2010  
Mike Buchanan, 2002-04  
Clay Burell, 1985  
Tim Burgess, 2003-04  
Tony Burger, 1967  
Stephen Burroughs, 2002-03

## C

Greg Cagle, 1979-81  
Adam Caldwell, 2004-06  
David Camp, 1985  
Kenny Camp, 2004-08  
Jamie Campbell, 1996  
Kevin Campbell, 1992-95

Will Campbell, 2008-11  
Dustin Carder, 2006-07  
Carlos Cardoza, 2006-07  
Tom Carnes, 1972  
Joe Carroll, 1982-83  
Mike Carroll, 1979-80  
Michael Carson, 1992  
Steve Cash, 1971-72  
George Castner, 1960  
Jeff Cavender, 1982  
Tim Chastain, 1979-80  
Zach Chastain, 2008-11  
Corey Chatman, 2001  
Josh Chesler, 2011  
Carlos Chiesa, 1999  
Chase Childers, 2006-09  
Gordon Chisholm, 1957-59  
Tony Christou, 1971-72  
Chuck Cianciolo, 1986  
**Tyler Claburn, 2011-**  
Mark Clark, 1984-85  
Ryan Clark, 2004  
John Clement, 1980  
Mark Cobb, 1984-86  
Jon Coggins, 1985  
Jim Cole, 1959  
Joe Cole, 1971-72  
Bob Coleman, 1957-59  
Matt Colwell, 1994  
Jeramy Compton, 2006-07  
Bryan Condotta, 2010-11  
Kevin Conn, 1993  
Barry Cooper, 1970-71  
Jeff Cooper, 1986  
Pip Cornish, 1993  
Dan Corsi, 1994-95, 1997  
George Costner, 1960  
Gabe Council, 2000-01  
Rick Coursey, 1984  
Mark Cowart, 1982  
Jonathan Craig, 2002-03  
Bobby Craven, 1957  
Luis Cribeiro, 2004  
Andrew Crider, 2005  
Dow Culberson, 1995-98

## D

Cadet Davis, 1985  
John Davis, 1972  
Clarence Daws, 1971  
Tracy Dean, 1982  
Roy Defore, 1966  
Chris Dentler, 2005  
Rodney Dickinson, 1996-98  
Pete Diffin, 1981-84  
Charley Dobbs, 1957  
Joel Dobbs, 1999-00  
David Donaldson, 1994-96  
Kevin Dooley, 2007  
Jeff Dover, 1984  
Chuck Dowdle, 1970-71  
Mike Drexler, 1982  
Brian Duncan, 1981

## Jake Dyer, 2011-

## E

Russell Eagle, 1980  
Jody Edmondson, 1998-99  
Jerry Eickhoff, 1965-67  
Jason Eller, 1992-95  
Richard Epps, 1957-58, 1960  
Jake Erwin, 2000-01  
Kyle Erwin, 2001  
Kelly Eslinger, 1979-82  
Pat Euart, 1997  
Brent Everett, 2004-05

## F

Steve Fanning, 1986  
Milton Feliciano, 2004  
David Ferrer, 2006-09  
Jackie Ficken, 1960  
Jay Fields, 2000-01  
Sean Fitzgerald, 2002-03  
Cliff Flagello, 2004  
Ryan Fleming, 2010-11  
Jason Flurry, 1993-94  
Craig Foskey, 1984-85  
Jimmy Fowlkes, 1979-81  
Aidan Francis, 2009-11  
Jesse Francis, 1981  
Pat Frawley, 1994-97  
Lynn Friedman, 1970  
Dexter Fulton, 1994

## G

Sonny Gallman, 1993  
Blake Gammill, 1993  
Brad Gardner, 1993-94  
Ryan Garmon, 2001  
Jimmy Garner, 1960  
Don Gaskill, 1992-93  
Brock Gaston, 1986  
Dexter Gatehouse, 1957  
Jeremy Gazerro, 2010-11  
David Giancarlo, 1995-97  
Greg Giles, 1981  
Don Gill, 1957-58, 1960  
Earl Gilliam, 1960  
Jamie Glore, 1994  
Jason Glover, 1993-96  
Bobby Gonzalez, 1984  
Luke Gordon, 2007  
Drew Grant, 2007-08  
Wes Grant, 2010-11  
Garrett Greer, 2001-02  
Bobby Gresham, 2001  
Matt Griffin, 1995  
Bob Grimes, 1957  
Rex Gugh, 1981

## H

Jay Hackett, 1994  
John Haldeman, 1965  
Gene Hall, 1979

Steve Hamlin, 1972  
Tony Hammer, 1965  
Roy Hammond, 1957  
Shane Hammond, 2010-11  
Dwight Hamner, 1971-72  
Lamar Hamric, 1957-58, 60  
Matt Handley, 2004-06  
Homer Hannah, 1957-58, 60  
Brian Hannon, 1979-80  
Richard Harper, 1984  
Robert Harrell, 1992-93  
Krestin Harrington, 1998-99  
Robert Hasenfelt, 2004-08  
David Hawkins, 2001-02  
Isaac Haynes, 2001-03  
Bill Hearn, 1966-67  
Russ Hendricks, 1985-86  
Bill Herren, 1967  
Romas Hicks, 2003-06  
Jeremy Higgins, 1996-97  
Jerry Hill, 1965-67  
Jed Hixson, 1995-98  
Alex Hoffman, 1957-58, 60  
Nick Hogan, 2008-09  
Tim Holladay, 1971  
John Hollins, 1983-86  
Danny Hope, 1967  
Lawson Hope, 1957, 59-60  
Kevin Hopper, 1999-00  
D.J. Howard, 1994-96  
B.J. Hubbert, 2004-05  
Jack Hudson, 1979  
Ray Hughes, 1996-98  
Billy Hulsey, 1983  
Marc Hunt, 1983  
Jim Hutcheson, 1980-81

## I

Derek Ibele, 1979  
Keith Ingram, 1994-95  
Mark Ingram, 1980-82  
Brin Inman, 1996  
Bill Ivey, 1957-60

## J

Frank Jackson, 1985  
Jim Jacobs, 1966  
Lynwood James, 1966  
Gary Jenkins, 1982  
"Chicken" Jennings, 1960  
Bill Johnson, 1959-60  
John Johnson, 1966-67  
Micah Johnson, 2005  
Tim Johnson, 2004-05  
Clayton Joiner, 1994-97  
Brian Jones, 1999-00  
Sam Jones, 2002-2003  
Scott Jones, 1984-86  
Tom Jones, 1979-81

## K

Kevin Kawasaki, 2002-03



Brandon Kersey, 2006  
Bobby Kidd, 1997-99  
Steven Kidd, 1997-00  
A.P. King, 1959-60  
Adam Knight, 2008-09  
Nathan Knight, 1996-97  
Vann Knight, 2001  
Mic Knox, 2000-01  
Tony Kolgaklis, 1986  
**Jonathan Kolowich, 2008-**

## L

Jay Langston, 1997-99  
Wesley LeCroy, 1982-83  
George Ledon, 1971  
Rick Lewis, 1979-80  
John Locklear, 2008-09  
Rob Loeb, 1993-95  
Preston Loftin, 1966-67  
Bradley Logan, 2007-2010  
Tim Lorek, 2007  
Scot Lougher, 1992

## M

Floyd Mack, 1998-99  
Larry Majors, 1981-84  
**Justin Malone, 2009-**  
Ron Mangrum, 1971-72  
Thad Marchman, 1995-97  
Luis Marquez, 2001  
**Ben Marshall, 2009-**  
Greg Marshall, 1971  
Bob Martin, 1970-71  
Chuck Matthews, 1980  
Butch Maxey, 1994-96  
Brett Maxwell, 2009-11  
Brad Mayo, 2003  
Brian McCartney, 1999-00  
Trent McClain, 1986  
Bob McCoy, 1957-58, 1960  
Mike McCree, 2006-09  
Brandon McCreery, 2007  
Lloyd McElroy, 1966  
Nick McEntyre, 2005-06  
Frank McGarvey, 1993-95  
Pat McGlon, 1957-58, 60  
Brent McGuire, 1980-83  
**Aidan McLaughlin, 2011-**  
Jim McMichael, 1965  
Aeden McQueary-Ennis, 2006-07  
Glen Melson, 1981-83  
Brian Meredith, 1993  
Tom Meriam, 1984-85  
Neil Merson, 1982, 1984-86  
Chris Metcalf, 2009-2010  
Justin Meyer, 2003-05  
Mark Micowski 2010-11  
Marc Mimeault, 2008-09  
Kenny Mitchell, 1996-97  
Dan Mitchum, 1957  
Scott Mixon, 1984  
Clint Mize, 1999-02  
Michael Moch, 2010

Carl Moniz, 2009-2010  
Rob Moore, 1996  
Ryan Moore, 2009-2010  
Stovie Moore, 2004  
Greg Morgan, 1996  
Butch Morris, 2005  
Mark Mortimer, 1995-97  
Lance Mosley, 1993  
Jim Murray, 1966-67  
Pat Murray, 1979-82

## N

David Nelms, 1986  
Michael Nelson, 1999-02  
Justin Newman, 2003-06  
Paul Newmark, 1957-58, 1960  
Rick Niesyto, 1982  
Steve Noles, 1984

## O

Keith O'Brien, 1985  
Jason Odom, 1994  
Charley Olson 2010-11  
Jim O'Neil, 1983  
Paul Orr, 1980  
Tim Osborne, 1983-84  
**Cole Outz, 2011-**  
Phil Owens, 1965, 1967

## P

Jonathan Paden, 1997-00  
John Palmer, 2005  
Will Palmer, 2007-09  
Anthony Patience, 1999  
Ryan Patrylo, 1998-01  
Drew Parker, 2009  
Jason Payne, 2000-02  
Robert Pearson, 1993-94  
Charlie Pelt, 2004-07  
Todd Pepper, 1992  
Jason Perry, 1995-97  
Josh Perry, 1998-99  
Kevin Peterson, 1981  
Steve Pfeffer, 1981-82  
Dustin Phillips, 2002-03  
Marcus Phillips, 1996-97  
Robinson Polanco, 2008-09  
Brian Potter, 1992  
Powell, 1967  
Nick Pyron, 2007

## R

Brock Radaker, 1992-95  
Henry Reese, 1984-86  
Joel Reeves, 2007-09  
Skip Reeves, 1996-97  
Bob Regus, 1970-72  
Andy Reid, 2007  
Cole Reissig, 2003-05  
Jim Reynolds, 1979  
Marty Rhodes, 1972  
Brooke Richards, 2001

Tom Rispoli, 2001  
Jim Ripley, 1971  
Rivers, 1967  
Shane Robbins, 2000-01  
Bart Roberts, 1983  
Bret Roberts, 1983  
Ronnie Robinson, 2001-03  
Jean-Michel Rochon-Salvas, 2005-08  
Fred Rohrbach, 1985  
Rodney Roper, 1986  
Ben Rulon, 2004-05  
Andrew Rush, 2000-03  
David Rutledge, 1966-67

## S

Carter Sackett, 2010-11  
Jason Sattler, 1999-00  
Jeremy Saunders, 2001-02  
Paul Schlosser, 2000-01  
Aaron Schmitz, 2008-11  
Clayton Shunick, 2006  
Lamar Seal, 1957  
Larry Sertich, 1971-72  
Jim Shands, 1971-72  
John Sharpe, 1992-93  
Logan Sharrett, 2007  
Chris Shealy, 1984  
Gary Sheppard, 1992  
Matt Shiner, 1993  
Doug Shuler, 1984-85  
Derek Simmons, 2007-09  
Larry Simpson, 1959  
Justin Singleton, 1998-01  
Bill Smith, 1958  
Bruce Smith, 1981-83  
Cerone Smith, 1998  
Chad Smith, 1997-00  
Jacob Smith, 2000  
Jay Smith, 1984  
Tony Smith, 1985-86  
Bill Sommers, 1958  
Jack Sommers, 1958  
Todd Souders, 1997  
Steve Sparks, 1982-83  
Jon Spradlin, 1993-94  
**Nick Squeglia, 2009-**  
Don Stanford, 1979-80  
Braden Staranchuk, 2002-04  
Tim Starling, 1992-94  
Rex Stephens, 1997-98  
Ryan Sterling, 2003-06  
Courtney Stewart, 1995  
Jack Stewart, 1996-99  
Jimmy Stone, 1957-58, 1960  
John Storey, 1972  
Brett Strickland, 2002-05  
Willie Stroud, 1992-95  
Louis Sulcer, 1959  
Eric Suttle, 2004-07  
Ken Swygert, 1984-85

## T

Keith Taylor, 1993-94  
Wayne Thomas, 1965  
Ken Thomasson, 1985-86  
Brandon Thompson, 2001-03  
Cole Thornton, 2006  
Jack Thornton, 1960  
Alan Traylor, 1979

## V

Matt Van Horn, 2006-09  
Josh Vandiver, 1999-02  
Ken Vaughan, 1970-72  
Nelson Velasquez, 1982  
Gabe Vossen, 2005

## W

Robbie Waits, 1980-81  
Manse Waldrop, 1996-97  
Vance Walker, 1985-86  
Joe Walter, 1997  
Louis Ward, 1999  
Alan Warnock, 1980-83  
Luke Warren, 1983-84  
Cam Waters, 1998  
Cody Webb, 2003-04  
Tommy Wells, 1970  
Brian West, 1999  
Charles "Pick" Whaley, 1957  
Bill Wheeler, 1957-58, 60  
Mike Whitney, 1995  
**Brandon Williams, 2009-**  
Brian Williams, 2003-04  
Rich Wiley, 1998-99  
Buddy Wilkes, 1971  
Bartley Wilson, 1984-86  
Wesley Wilson, 2003-06  
Mark Winkley, 1986  
Stanley Wise, 2002-03  
Jeff Wolfe, 1985-86  
**Joey Wood, 2008-**  
Jim Woodall, 1971  
Ron Woodruff, 1970-71  
Rich Woyce, 1985-86  
Tony Wright, 2002-03  
Zac Wright, 2005-07

## Y

Scott Youngbauer, 1998-00

**Current Panther lettermen are in bold**  
(GSU became a part of the NCAA during the 1963-64 academic year)

# ALL-TIME OPPONENTS

## PANTHER BASEBALL 2012



Opponent	Record	First Meeting	Last Meeting	Streak	Opponent	Record	First Meeting	Last Meeting	Streak
Air Force	3-1	2010	2010, L, 7-6	L1	<b>James Madison</b>	<b>4-16</b>	<b>1980</b>	<b>2011, L, 4-0</b>	<b>L1</b>
Alabama	0-7	1992	2007, L, 3-9	L7	<b>Kennesaw State</b>	<b>6-7</b>	<b>1984</b>	<b>2011, L, 6-14</b>	<b>L1</b>
UAB	2-10	1980	2006, L, 8-9	L2	Kentucky	0-3	1971	1993, L, 3-18	L3
Alabama A&M	2-0	2008	2008, W, 19-3	W2	LaGrange	4-1	1984	1986, L, 1-6	L1
<b>Alabama State</b>	<b>17-0</b>	<b>1998</b>	<b>2011, W, 6-1</b>	<b>W17</b>	Lipscomb	5-1	2004	2005, W, 7-3	W1
Albany, Univ. at	2-1	2006	2006, W, 8-1	W2	Louisville	1-0	1971	1971, W, 3-2	W1
Albany State	1-0	2003	2003, W, 19-6	W1	Maine	1-0	2003	2003, W, 4-3	W1
Appalachian State	4-2	1979	1984, W, 13-8	W1	<b>Mercer</b>	<b>41-60</b>	<b>1970</b>	<b>2011, L, 6-9</b>	<b>L1</b>
Atlanta Christian	1-0	2009	2009, W, 14-9	W1	Mercer-Atlanta	12-2	1971	1984, W, 9-3	W11
Armstrong Atlantic	0-2	1984	1994, L, 5-14	L2	Miami (Fla.)	0-3	1993	1993, L, 1-19	L3
Auburn	1-13	1979	2010, L, 7-22	L9	Miami (Ohio)	2-4	2002	2003, L, 2-5	L1
Augusta State	1-4	1982	2009, W, 10-5	W1	Michigan State	1-0	2009	2009, W, 2-0	W1
Aurora	1-1	1985	1986, L, 5-8	L1	Middle Tennessee	1-4	1996	1997, L, 6-7	L4
<b>Austin Peay State</b>	<b>2-5</b>	<b>1982</b>	<b>2010, W, 14-4</b>	<b>W1</b>	Mississippi State	0-2	2011	2011, L, 3-7	L2
Ball State	1-2	1985	1985, W, 13-4	W1	Mississippi Valley State	7-1	2005	2007, W, 3	W3
Belmont	9-10	1998	2005, L, 2-3	L1	Morris Brown	2-0	2002	2003, W, 16-4	W2
Bethune Cookman	1-0	2009	2009, W, 8-6	W1	Murray State	3-0	2011	2011, W, 14-10	W3
Berry (Ga.)	0-1	1992	1992, L, 1-12	L1	New Mexico State	4-2	2010	2010, W 30-24	W1
Birmingham-Southern	1-6	1984	2002, L, 3-4	L5	New York Tech	0-1	1995	1995, L, 4-15	L1
Campbell	30-13	1995	2005, W, 13-12	W1	<b>UNC Asheville</b>	<b>8-4</b>	<b>1996</b>	<b>2011, W, 7-1</b>	<b>W4</b>
Centenary	8-12	1993	2010, L, 13-17	L1	<b>UNC Wilmington</b>	<b>6-12</b>	<b>2006</b>	<b>2011, L, 4-5</b>	<b>L5</b>
UCF	5-20	1995	2005, L, 5-11	L1	N.C. Central	7-0	2008	2010, W, 33-5	W7
Central Wesleyan	1-0	1995	1995, W, 12-7	W1	<b>Northeastern</b>	<b>12-7</b>	<b>2006</b>	<b>2011, W, 5-0</b>	<b>W1</b>
Charleston, Coll. of	12-15	1995	2006, L, 2-15	L4	Northern Illinois	0-1	1993	1993, L, 5-7	L1
Charleston Southern	0-3	1982	1982, L, 1-2	L3	Northwestern	1-2	1985	1985, L, 2-17	L1
Charlotte	13-10	1979	1997, W, 11-2	W2	Oakland	3-1	1995	2001, W, 13-4	W3
Chattanooga	3-5	1970	1982, W, 9-0	W2	<b>Old Dominion</b>	<b>9-12</b>	<b>2006</b>	<b>2011, L, 7-3</b>	<b>L2</b>
Citadel, The	0-3	1982	1994, L, 4-8	L3	Oglethorpe	5-10	1970	2011, W, 5-0	W3
Clark Atlanta	1-0	2007	2007, W, 13-1	W1	Presbyterian	4-2	1995	2008 W, 7-1	W3
Cleveland State	3-1	2009	2009, W, 14-12	W2	Reinhardt	0-1	2005	2005, L, 1-3	L1
Columbus State	3-6	1970	1984, L, 9-14	L1	Rollins	1-1	1992	1992, W, 9-7	W1
Cornell	3-0	1998	1998, W, 10-7	W3	Rose-Hulman Tech	4-0	1985	1986, W, 6-5	W4
DeKalb	0-2	1971	1971, L, 7-8	L2	Saginaw Valley State	0-2	1985	1985, L, 12-17	L2
<b>Delaware</b>	<b>8-7</b>	<b>2006</b>	<b>2011, W, 10-8</b>	<b>W1</b>	Saint Louis	2-0	1995	1995, W, 6-3	W2
DeVry Tech	2-0	1984	1984, W, 13-3	W2	Samford	30-34	1984	2009, W, 9-3	W1
Drexel	2-1	2002	2002, L, 5-7	L1	<b>Savannah State</b>	<b>7-1</b>	<b>1982</b>	<b>2009, W, 14-10</b>	<b>W4</b>
ETSU	0-2	1981	1981, L, 9-18	L2	Shorter	12-5	1980	1986, W, 4-1	W6
Eastern Kentucky	0-8	1981	1999, L, 8-12	L8	South Alabama	1-10	1979	2001, L, 4-5	L5
Eastern Michigan	2-0	2009	2009, W, 12-6	W2	South Carolina	4-5	1979	2009, L, 0-2	L3
Elmhurst	0-2	1970	1971, L, 5-7	L2	USC Aiken	2-0	1993	1994, W, 5-4	W2
Elon	0-1	2009	2009, L, 3-4	L1	<b>USC Upstate</b>	<b>0-2</b>	<b>2010</b>	<b>2010, L, 5-8</b>	<b>L2</b>
Emmanuel	1-0	1995	1995, W, 8-3	W1	Southeastern Louisiana	4-15	1993	2007, L, 4-12	L2
Emory	2-0	1995	1996, W, 9-6	W2	Southern	2-3	1980	1984, L, 11-12	L1
Evansville	2-3	1983	1985, W, 2-0	W1	Southern Indiana	2-1	1986	1986, W, 5-2	W2
Florida	0-5	1994	1996, L, 4-19	L5	Southern Miss	1-1	2000	2000, L, 8-14	L1
Florida A&M	10-4	1981	2011, W, 16-0	W5	Southern Poly	2-13	1971	1998, L, 5-12	L6
Florida Atlantic	6-23	1995	2005, L, 1-11	L4	South Florida (USF)	1-2	1979	1980, L, 2-8	L1
Florida International	4-14	1986	1996, L, 3-8	L3	<b>Stetson</b>	<b>11-19</b>	<b>1979</b>	<b>2005, L, 6-16</b>	<b>L1</b>
Florida State	2-28	1981	2010, L, 2-12	L9	Stone Hill	1-0	1986	1986, W, 1-0	W1
Furman	15-16	1971	2007, L, 4-6	L1	Tennessee	1-16	1980	2004, L, 2-3	L7
Gardner-Webb	8-6	2001	2005, W, 8-6	W1	Tennessee Martin	1-1	2009	2009, L, 7-8	L1
<b>George Mason</b>	<b>10-7</b>	<b>2006</b>	<b>2011, W, 2-1</b>	<b>W1</b>	Tennessee Tech	12-12	1982	2009, L, 4-6	L1
<b>Georgia</b>	<b>6-37</b>	<b>1971</b>	<b>2010, L, 9-13</b>	<b>L11</b>	Tennessee Wesleyan	1-0	1999	1999, W, 16-3	W1
Georgia College & St.	6-7	1970	1999, L, 4-9	L1	Texas Southern	3-0	2011	2011, W, 5-1	W3
Georgia Southern	17-58	1980	2007, L, 9-13	L3	<b>Towson</b>	<b>10-8</b>	<b>2006</b>	<b>2011, W, 9-6</b>	<b>W3</b>
Georgia Southwestern	2-0	1984	1984, W, 15-10	W2	Troy	7-24	1984	2005, L, 0-7	L9
<b>Georgia Tech</b>	<b>9-55</b>	<b>1971</b>	<b>2011, W, 6-3</b>	<b>W1</b>	Tulane	0-6	1995	2001, L, 10-11	L6
Grinnell	1-0	1970	1970, W, 6-0	W1	Union	2-1	1986	1986, W, 10-8	W1
Harvard	1-0	2011	2011, W, 9-3	W1	Valdosta State	2-2	1982	1984, W, 13-10	W1
Hillsdale	1-0	1985	1985, W, 4-1	W1	<b>VCU</b>	<b>18-9-1</b>	<b>1980</b>	<b>2011, L, 8-17</b>	<b>L2</b>
<b>Hofstra</b>	<b>11-4</b>	<b>2006</b>	<b>2011, W, 6-3</b>	<b>W8</b>	Virginia Tech	3-1	1980	1983, L, 0-6	L1
Hope	2-1	1985	1986, L, 12-13	L1	West Alabama	1-0	1996	1996, W, 15-1	W1
Howard	4-2	1980	2000, W, 15-8	W4	West Georgia	3-8-1	1979	1992, L, 12-15	L2
Huntingdon	0-1	1984	1984, L, 11-7	L1	Western Carolina	6-8	1980	2005, L, 7-12	L2
IPFW	4-0	2008	2008, W, 5-4	W4	<b>Western Illinois</b>	<b>3-1</b>	<b>2011</b>	<b>2011, L, 2-8</b>	<b>L1</b>
Illinois-Chicago	3-0	2000	2000, W, 5-3	W3	Western Kentucky	1-3	1983	1993, L, 4-20	L3
Illinois State	0-4	1983	1983, L, 0-4	L4	<b>William &amp; Mary</b>	<b>12-6</b>	<b>1967</b>	<b>2011, W, 11-6</b>	<b>W1</b>
Indiana State	1-2	2007	2007, W, 3-2	W1	William Jewel	2-0	1980	1980, W, 6-5	W2
Iowa	1-1	2011	2011, L, 2-3	L1	Wisconsin-LaCrosse	1-0	1997	1997, W, 17-6	W1
Jackson State	4-0	2008	2008, W, 18-9	W4	Wisconsin-Milwaukee	0-1	1992	1992, L, 2-7	L1
Jacksonville	14-19	1970	2005, W, 6-4	W1	Wofford	7-3	1996	2006, W, 11-8	W2
Jacksonville State	9-16	1981	2008, W, 4-3	W1	Xavier	0-2	2009	2009, L, 4-12	L2

(Will meet for the first time in 2012: Southern Illinois, Penn, Monmouth) **2012 opponents in bold**



# YEAR-BY-YEAR RESULTS

## Archie Crenshaw ..... 1965-1967 6-27 (.182)

1965

### 1-6 Overall

**Coach: Archie Crenshaw**

Complete records unavailable

Georgia-Marietta ..... W

1966

### 1-8 Overall

**Coach: Archie Crenshaw**

Complete records unavailable

Florida Southern ..... L

Barry ..... L

Rollins ..... L

Oglethorpe ..... W

1967

### 4-13 Overall

**Coach: Archie Crenshaw**

Complete records unavailable

William & Mary ..... L, 11-2

Vanderbilt ..... W, 8-5

1968-1969, Program Dormant

## Ron Kennett ..... 1970-1972 16-74 (.178)

1970

### 6-17 Overall

**Coach: Ron Kennett**

Oglethorpe ..... L, 3-6

Oglethorpe ..... L, 1-4

Georgia College ..... W, 12-0

Lake Forest ..... L, 5-8

Elmhurst ..... L, 4-6

Grinnell ..... W, 6-0

Columbus ..... L, 3-9

Mercer ..... L, 1-12

Chattanooga ..... L, 1-4

Chattanooga ..... W, 5-4

Georgia College ..... W, 5-3

Jacksonville ..... W, 11-10

Chattanooga ..... L, 0-9

Chattanooga ..... L, 1-6

Oglethorpe ..... L, 2-3

Oglethorpe ..... L, 0-1

Columbus ..... L, 1-13

Oglethorpe ..... L, 4-8

Oglethorpe ..... L, 3-7

Mercer ..... L, 4-8

Oglethorpe ..... L, 2-5

Oglethorpe ..... L, 6-9

Georgia College ..... W, 6-0

1971

### 6-26 Overall

**Coach: Ron Kennett**

Complete records unavailable

at Furman ..... L, 2-13

at Furman ..... L, 6-7

3/12 Louisville ..... W, 3-2

3/12 Jacksonville ..... L, 2-4

3/16 Kentucky ..... L, 1-3

3/16 Kentucky ..... L, 2-22

3/27 DeKalb ..... L, 1-3

3/27 DeKalb ..... L, 7-8

3/30 Mercer ..... L, 3-7

3/30 Mercer ..... L, 4-5

4/1 Oglethorpe ..... L, 3-12

4/3 Oglethorpe ..... W, 4-2

4/3 Oglethorpe ..... W, 2-0

4/7 Mercer-Atlanta ..... L, 5-13

4/9 Elmhurst ..... L, 5-7

4/14 Mercer-Atlanta ..... W, 20-7

4/17 Chattanooga ..... L, 1-3

4/17 Chattanooga ..... L, 3-7

4/19 Jacksonville ..... L, 3-8

4/22 Southern Tech ..... L, 3-8

5/4 Mercer-Atlanta ..... L, 5-11

5/6 Oglethorpe ..... L, 5-6

5/7 at Georgia Tech ..... L, 1-6

5/7 at Georgia Tech ..... L, 1-6

5/10 Southern Tech ..... L, 8-15

5/11 Georgia Tech ..... L, 2-8

5/12 Oglethorpe ..... W, 13-7

Mercer ..... L, 3-5

Mercer ..... L, 4-10

5/19 Georgia ..... L, 1-12

5/22 Georgia College ..... L, 3-7

1972

### 4-31 Overall

**Coach: Ron Kennett**

Complete records unavailable

Furman ..... L, 4-11

Furman ..... L, 3-8

at Georgia ..... L, 0-11

at Georgia ..... W, 8-4

4/27 at Georgia Tech ..... L, 2-9

5/8 Georgia Tech ..... L, 10-13

1973-1978, Program Dormant

## Jack Humphrey ..... 1979-1980 46-37 (.554)

1979

### 16-12 Overall

#### 5th - Sun Belt Tournament

**Coach: Jack Humphrey**

2/24 at Auburn ..... L, 5-7

3/3 at Southern Tech ..... L, 0-3

3/5 at Georgia ..... L, 1-12

3/18 Appalachian St. .... W, 10-1

3/18 Appalachian St. .... W, 5-4

3/21 at Georgia College ..... L, 3-12

3/21 at Georgia College ..... W, 2-1

3/23 at Jacksonville ..... L, 6-7

3/24 at Jacksonville ..... W, 16-14

3/26 Charlotte ..... L, 5-10

3/26 Charlotte ..... L, 6-11

3/29 South Carolina ..... W, 2-1

4/7 at Charlotte ..... W, 4-3

4/7 at Charlotte ..... W, 12-2

4/11 Mercer ..... W, 3-2

4/11 Mercer ..... L, 2-10

4/19 Mercer-Atlanta ..... W, 7-3

4/20 at Georgia Tech ..... W, 10-9

4/26 Georgia College ..... L, 9-10

4/26 Georgia College ..... W, 15-9

4/30 at Mercer ..... W, 5-4

4/30 at Mercer ..... W, 1-0

5/1 West Georgia ..... L, 5-13

5/4 %Jacksonville ..... W, 8-6

5/5 %South Alabama ..... L, 0-7

5/6 %Charlotte ..... W, 4-3

5/7 %South Florida ..... L, 7-8

5/12 Georgia Tech ..... W, 3-2

% Sun Belt Tournament, Tampa, Fla.

1980

### 30-25 Overall

#### 3rd - Sun Belt Tournament

**Coach: Jack Humphrey**

2/25 at Georgia ..... L, 6-14

2/29 Auburn ..... W, 5-4

3/6 James Madison ..... W, 12-8

3/6 James Madison ..... L, 0-1

3/7 James Madison ..... L, 3-7

3/10 VCU ..... W, 7-5

3/10 VCU ..... W, 10-6

3/18 Tennessee ..... L, 10-17

3/19 William Jewel ..... W, 4-2

3/19 William Jewel ..... W, 6-5

3/22 Virginia Tech ..... W, 12-6

3/22 Virginia Tech ..... W, 1-0

3/25 Georgia Tech ..... W, 16-12

3/26 Shorter ..... L, 2-3

3/26 Shorter ..... W, 5-4

3/27 Western Carolina ..... W, 7-3

4/2 UAB ..... W, 3-0

4/2 UAB ..... L, 3-5

4/3 Howard ..... L, 1-3

4/3 Howard ..... L, 1-7

4/4 Howard ..... W, 21-20

4/5 at Charlotte ..... W, 5-0

4/5 at Charlotte ..... L, 4-5

4/7 at Ga. Southern ..... W, 14-2

4/7 at Ga. Southern ..... L, 0-7

4/9 at Mercer ..... L, 2-3

4/9 at Mercer ..... L, 2-3

4/11 at Jacksonville ..... W, 5-3

4/11 at Jacksonville ..... W, 7-2

4/12 at Stetson ..... L, 5-6

4/12 at Stetson ..... W, 9-5

4/16 Mercer ..... W, 6-2

4/16 Mercer ..... W, 9-0

4/18 Charlotte ..... W, 9-0

4/18 Charlotte ..... L, 2-5

4/19 Mercer-Atlanta ..... W, 3-1

4/19 Mercer-Atlanta ..... W, 3-2

4/21 at Auburn ..... L, 3-4

4/23 Jacksonville ..... L, 13-18

4/24 Jacksonville ..... L, 7-19

4/25 Southern ..... L, 1-3

4/25 Southern ..... L, 5-6

4/26 Southern ..... W, 4-2  
 4/26 Southern ..... W, 3-0  
 4/28 Georgia ..... L, 12-17  
 4/30 at UAB ..... L, 1-5  
 4/30 at UAB ..... L, 1-7  
 5/3 at Western Carolina ..... W, 3-2  
 5/6 Virginia Tech ..... W, 22-16  
 5/9 %Charlotte ..... W, 17-5  
 5/9 %South Florida ..... W, 6-3  
 5/10 %South Alabama ..... L, 6-7  
 5/10 %VCU ..... W, 6-3  
 5/11 %South Florida ..... L, 8-2  
 5/15 at Georgia Tech ..... L, 6-7

% Sun Belt Tournament, Mobile, Ala.

**Jim Dorsey ..... 1981-1982  
 34-71 (.324)**

1981

## 17-33 Overall 5-7 Sun Belt (3rd-North)

**Coach: Jim Dorsey**

2/26 at Florida State ..... L, 3-19  
 2/26 at Florida State ..... L, 7-8  
 2/27 at Florida State ..... L, 2-19  
 3/1 South Carolina ..... W, 11-3  
 3/2 South Carolina ..... W, 11-10  
 3/3 at Mercer-Atlanta ..... W, 4-1  
 3/5 Georgia Tech ..... L, 9-35  
 3/6 Jacksonville State ..... L, 4-10  
 3/6 Jacksonville State ..... L, 7-8  
 3/7 Shorter ..... W, 6-2  
 3/7 Shorter ..... W, 8-6  
 3/9 VCU\* ..... W, 10-7  
 3/9 VCU\* ..... W, 14-13  
 3/10 VCU ..... W, 12-3  
 3/14 ETSU ..... L, 1-20  
 3/14 ETSU ..... L, 9-18  
 3/16 East. Kentucky ..... L, 10-14  
 3/16 East. Kentucky ..... L, 6-21  
 3/19 at Shorter ..... L, 0-2  
 3/19 at Shorter ..... L, 3-4  
 3/24 at VCU\* ..... W, 2-1  
 3/24 at VCU\* ..... L, 2-13  
 3/27 Florida State ..... L, 5-15  
 3/28 Florida State ..... L, 8-16  
 3/29 Florida State ..... W, 3-1  
 3/31 Auburn ..... L, 2-11  
 4/4 at Charlotte\* ..... W, 8-7  
 4/4 at Charlotte\* ..... L, 4-11  
 4/7 at West Georgia ..... W, 7-3  
 4/9 at Jacksonville St. .... L, 4-16  
 4/9 at Jacksonville St. .... L, 2-16  
 4/14 at Southern Poly ..... W, 3-0  
 4/15 Mercer-Atlanta ..... W, 7-4  
 4/18 at UAB\* ..... L, 4-10  
 4/18 at UAB\* ..... L, 2-11  
 4/21 at Auburn ..... L, 2-11  
 4/25 UAB\* ..... L, 5-9  
 4/25 UAB\* ..... L, 7-19  
 4/26 Georgia Southern ..... L, 5-10  
 4/26 Georgia Southern ..... L, 4-7  
 4/28 West Georgia ..... W, 9-8  
 5/2 Charlotte\* ..... L, 1-3  
 5/2 Charlotte\* ..... W, 10-1

5/6 Mercer ..... L, 1-21  
 5/6 Mercer ..... L, 9-10  
 5/13 Florida A&M ..... L, 0-4  
 5/13 Florida A&M ..... L, 5-8  
 5/15 at Georgia Tech ..... L, 2-5  
 5/16 at South Carolina ..... L, 2-5  
 5/16 at South Carolina ..... W, 3-2

\* Sun Belt Conference game

1982

## 17-38 Overall

**Coach: Jim Dorsey**

2/13 at Florida State ..... L, 0-23  
 2/13 at Florida State ..... L, 1-9  
 2/14 at Florida State ..... L, 11-25  
 2/20 at Ga. Southern ..... L, 2-4  
 2/20 at Ga. Southern ..... L, 3-7  
 3/1 Mercer-Atlanta ..... W, 7-3  
 3/3 at Valdosta State ..... W, 11-8  
 3/6 at Shorter ..... L, 1-6  
 3/8 VCU ..... W, 5-4  
 3/9 at Tennessee Tech ..... L, 2-10  
 3/9 at Tennessee Tech ..... L, 0-3  
 3/10 The Citadel ..... L, 2-19  
 3/11 The Citadel ..... L, 2-8  
 3/18 Shorter ..... W, 2-1  
 3/18 Shorter ..... W, 4-3  
 3/20 at Austin Peay St. .... L, 9-10  
 3/20 at Austin Peay St. .... W, 13-8  
 3/25 Charlotte ..... W, 3-2  
 3/25 Charlotte ..... L, 1-2  
 3/26 at Charleston Sou. .... L, 4-5  
 3/26 at Charleston Sou. .... L, 1-7  
 3/27 at Charleston Sou. .... L, 1-2  
 3/29 at Mercer-Atlanta ..... W, 16-5  
 4/2 Stetson ..... L, 4-17  
 4/3 Florida State ..... L, 8-17  
 4/4 Florida State ..... L, 6-31  
 4/7 at Auburn ..... L, 1-3  
 4/10 UAB ..... L, 1-6  
 4/10 UAB ..... W, 12-10  
 4/12 at Columbus State ..... L, 8-16  
 4/12 at Columbus State ..... W, 7-0  
 4/13 Valdosta State ..... L, 7-13  
 4/14 Southern Poly ..... W, 6-1  
 4/19 at Chattanooga ..... W, 9-0  
 4/19 at Chattanooga ..... W, 9-0  
 4/21 at West Georgia ..... L, 3-8  
 4/24 at Charlotte ..... L, 5-12  
 4/24 at Charlotte ..... L, 7-9  
 4/24 at Mercer ..... L, 2-12  
 4/24 at Mercer ..... L, 1-6  
 4/27 at Georgia ..... L, 2-7  
 4/29 Augusta State ..... L, 0-7  
 4/29 Augusta State ..... L, 2-3  
 4/30 Savannah State ..... W, 15-0  
 4/30 Savannah State ..... W, 10-2  
 5/1 at Georgia Tech ..... L, 3-4  
 5/2 at W. Carolina ..... L, 8-26  
 5/3 Columbus State ..... L, 2-5  
 5/3 Columbus State ..... W, 10-5  
 5/5 at Tennessee ..... L, 4-6  
 5/9 Mercer ..... L, 6-11  
 5/9 Mercer ..... W, 6-4  
 5/11 Auburn ..... L, 1-11

5/15 at South Carolina ..... L, 1-11  
 5/15 Georgia Tech ..... L, 4-20

**Gary Nave ..... 1983-1986  
 74-122-1 (.376)**

1983

## 12-34 Overall

**Coach: Gary Nave**

Evansville ..... L, 3-4  
 at Georgia College ..... L, 0-5  
 at Georgia College ..... L, 2-11  
 at Shorter ..... W, 2-0  
 at Shorter ..... L, 0-1  
 W. Kentucky ..... W, 10-5  
 Illinois State ..... L, 3-5  
 Illinois State ..... L, 1-4  
 at Appalachian St. .... W, 3-2  
 at Appalachian St. .... L, 4-5  
 Illinois State ..... L, 4-9  
 Illinois State ..... L, 0-4  
 at Georgia ..... L, 2-18  
 E. Kentucky ..... L, 10-17  
 E. Kentucky ..... L, 1-7  
 E. Kentucky ..... L, 7-15  
 at Jacksonville ..... L, 5-10  
 at Jacksonville ..... L, 4-11  
 Virginia Tech ..... L, 0-6  
 at Mercer-Atlanta ..... W, 17-8  
 at Mercer-Atlanta ..... W, 10-7  
 Howard ..... W, 11-10  
 at Columbus St. .... L, 4-9  
 at Columbus St. .... W, 16-11  
 4/5 Georgia Tech ..... L, 3-10  
 at West Georgia ..... L, 12-13  
 4/16 at Georgia Tech ..... L, 6-8  
 at West Georgia ..... W, 15-11  
 at Shorter ..... W, 5-4  
 at Shorter ..... W, 6-4  
 at Southern Poly ..... L, 4-11  
 at Georgia ..... L, 3-6  
 at Mercer ..... L, 6-9  
 at Mercer ..... L, 6-13  
 at Florida State ..... L, 4-17  
 at Florida State ..... L, 2-10  
 at Florida State ..... L, 3-8  
 Florida State ..... L, 1-10  
 Florida State ..... W, 7-4  
 Florida State ..... L, 7-9  
 at Mercer ..... L, 2-10  
 at Mercer ..... L, 2-12  
 5/8 at Georgia Tech ..... L, 6-16  
 5/11 Georgia Tech ..... L, 4-14  
 at Ga. Southern ..... W, 10-6  
 at Ga. Southern ..... L, 5-9



1984

**22-31-1 Overall**  
**5-11 TAAC (3rd, East)**  
**Coach: Gary Nave**

2/24	Evansville.....	W, 8-7
2/25	Evansville.....	L, 10-14
2/26	at Southern Poly .....	L, 3-7
3/1	at Valdosta State.....	L, 5-9
3/2	Columbus State.....	L, 9-14
3/3	Southern .....	L, 11-12
3/5	LaGrange .....	W, 9-5
3/6	West Georgia .....	T, 18-18
3/7	Appalachian St.....	L, 4-7
3/8	Appalachian St.....	W, 13-8
3/16	at Armstrong St.....	L, 1-10
3/17	at Ga. Southern*.....	L, 3-6
3/17	at Ga. Southern*.....	L, 1-10
3/18	at Ga. Southern*.....	L, 1-14
3/19	at Troy.....	L, 3-10
3/21	at Samford*.....	W, 12-3
3/22	at Samford*.....	L, 2-3
3/22	at Samford*.....	L, 6-7
3/23	at Birmingham-So.....	L, 7-19
3/24	at Huntingdon.....	L, 7-11
3/25	at Ga. S'western .....	W, 12-5
3/27	at Georgia .....	L, 2-11
3/28	Samford*.....	W, 16-7
3/29	Samford*.....	W, 14-12
3/29	Samford*.....	W, 8-1
3/31	Florida State .....	L, 6-8
4/1	Florida State .....	L, 13-26
4/5	Ga. Southwestern.....	W, 15-10
4/6	Florida A&M.....	L, 19-25
4/7	at West Georgia .....	L, 8-9
4/10	Georgia Tech.....	L, 5-7
4/12	Shorter.....	W, 15-6
4/13	Mercer*.....	L, 10-20
4/15	Valdosta State.....	W, 13-10
4/16	Georgia .....	W, 12-9
4/18	Birmingham-So.....	W, 16-12
4/20	at Mercer*.....	L, 5-7
4/21	at Mercer*.....	L, 2-4
4/21	at Mercer*.....	L, 2-4
4/23	Ga. Southern*.....	L, 3-15
4/24	Ga. Southern*.....	W, 21-7
4/24	Ga. Southern*.....	L, 2-13
4/25	at Georgia Tech.....	L, 6-31
4/26	at LaGrange .....	W, 15-6
4/27	Mercer-Atlanta .....	W, 6-2
4/27	Mercer-Atlanta .....	W, 9-3
4/29	at Georgia Tech.....	L, 3-12
4/30	Southern Poly .....	L, 8-12
5/2	at Shorter.....	W, 1-0
5/5	DeVry Tech.....	W, 8-1
5/5	DeVry Tech.....	W, 13-3
5/6	Kennesaw State.....	W, 1-0
5/7	Georgia Tech.....	L, 7-17
5/11	Kennesaw State.....	W, 1-0

\* TAAC game

1985

**17-28 Overall**  
**5-12 TAAC (4th, East)**  
**Coach: Gary Nave**

2/22	Evansville.....	W, 2-0
2/23	Ball State .....	L, 3-7
2/24	Ball State .....	L, 7-18
2/24	Ball State .....	W, 8-7
2/28	at Furman.....	W, 8-7
	Rose-Hulman Tech .....	W, 6-3
	Rose-Hulman Tech .....	W, 9-2
3/4	Saginaw Valley St.....	L, 0-12
3/4	Saginaw Valley St.....	L, 12-18
3/5	at LaGrange .....	W, 11-10
3/8	Samford*.....	W, 15-14
3/9	Samford*.....	L, 3-5
3/9	Samford*.....	L, 4-10
3/17	at Ga. Southern*.....	L, 3-11
3/17	at Ga. Southern*.....	L, 0-3
3/21	Northwestern.....	L, 0-19
3/21	Northwestern.....	W, 9-8
3/22	Hillsdale .....	W, 4-1
3/23	Aurora .....	W, 8-3
3/25	at Samford*.....	W, 8-3
3/26	at Samford*.....	L, 7-9
3/26	at Samford*.....	L, 0-3
3/27	Hope .....	W, 8-7
3/28	LaGrange .....	W, 17-2
3/29	at Florida State .....	L, 0-14
3/29	at Florida State .....	L, 4-10
4/6	at West Georgia .....	L, 2-5
4/6	at West Georgia .....	L, 1-9
4/7	Georgia .....	L, 5-13
4/9	at Georgia .....	L, 0-20
4/10	Southern Poly .....	L, 2-9
4/12	at Mercer*.....	L, 1-10
4/13	at Mercer*.....	L, 0-3
4/13	at Mercer*.....	L, 1-5
4/14	Kennesaw State.....	L, 2-3
4/16	Furman.....	W, 10-7
4/18	at Kennesaw State.....	L, 8-16
4/19	Mercer*.....	W, 6-5
4/20	Mercer*.....	W, 6-5
4/20	Mercer*.....	L, 2-6
4/27	Ga. Southern*.....	L, 2-10
4/28	Ga. Southern*.....	L, 1-7
4/28	Ga. Southern*.....	W, 16-9
5/10	at Georgia Tech.....	L, 1-5

\* TAAC game

1986

**23-29 Overall**  
**8-10 TAAC (3rd, East)**  
**Coach: Gary Nave**

2/6	at FL International .....	L, 1-5
2/7	at FL International .....	W, 9-8
2/8	at FL International .....	L, 2-6
2/9	at FL International .....	L, 0-6
	Birmingham-So.....	L, 3-7
	Birmingham-So.....	L, 6-9
	Rose-Hulman Tech .....	W, 8-2
	Rose-Hulman Tech .....	W, 6-5
	Shorter.....	W, 12-9
	LaGrange .....	L, 1-6
	Union.....	W, 7-5
	Union.....	L, 2-8
	Union.....	W, 10-8
	at Shorter.....	W, 4-1
3/11	at Georgia .....	L, 4-14
	Stone Hill.....	W, 1-0
	Southern Indiana.....	L, 4-8
	Southern Indiana.....	W, 5-1
	Southern Indiana.....	W, 5-2
3/17	Ga. Southern*.....	W, 5-0
3/17	Ga. Southern*.....	L, 1-7
3/18	Ga. Southern*.....	W, 5-4
3/25	Aurora .....	L, 5-8
3/26	Hope .....	W, 7-3
3/27	Hope .....	L, 12-13
3/29	Samford*.....	W, 6-5
3/29	Samford*.....	W, 9-3
3/30	Samford*.....	L, 2-3
4/1	at Augusta State.....	L, 5-6
4/1	at Augusta State.....	L, 12-14
4/2	at Kennesaw State .....	W, 8-7
4/3	Columbus State .....	L, 3-15
4/4	at Ga. Southern*.....	L, 9-10
4/4	at Ga. Southern*.....	W, 14-3
4/5	at Ga. Southern*.....	L, 1-4
4/11	at Mercer*.....	L, 7-8
4/12	at Mercer*.....	L, 0-4
4/12	at Mercer*.....	L, 1-2
4/19	at Southern Poly .....	L, 3-4
4/15	Mercer*.....	L, 7-12
4/16	Mercer*.....	W, 4-3
4/16	Mercer*.....	W, 9-3
4/17	Georgia Tech.....	L, 2-7
4/19	at Samford*.....	L, 0-3
4/19	at Samford*.....	L, 6-10
4/20	at Samford*.....	W, 12-2
4/22	at Columbus State .....	L, 3-6
4/23	Kennesaw State.....	W, 10-2
4/24	at Georgia Tech.....	L, 4-15
4/28	LaGrange .....	W, 11-4
5/1	Augusta State.....	W, 17-3
5/1	Augusta State.....	L, 3-7

\* TAAC game

1987-1991, Program Dormant

**Kurt Seibert ..... 1992-1993**  
**12-55 (.179)**

1992

## 2-30 Overall

**Coach: Kurt Seibert**

2/19	Georgia College.....	L, 3-9
2/21	\$Kentucky.....	L, 3-18
2/22	\$W. Kentucky.....	L, 3-15
2/28	at Rollins.....	L, 7-15
2/29	at Rollins.....	W, 9-7
3/2	Furman.....	W, 7-6
3/4	at Mercer.....	L, 4-9
3/7	at Southern Poly.....	L, 3-11
3/10	at Alabama.....	L, 3-18
3/11	at Alabama.....	L, 4-16
3/18	at Florida State.....	L, 1-7
3/19	at Florida State.....	L, 0-22
3/21	Wis.-Milwaukee.....	L, 2-7
3/24	Ga. Southern.....	L, 0-19
3/31	at West Georgia.....	L, 1-6
4/2	West Georgia.....	L, 12-15
4/8	Mercer.....	L, 7-9
4/11	at Samford.....	L, 2-4
4/11	at Samford.....	L, 2-7
4/14	at Furman.....	L, 3-9
4/16	at Georgia Tech.....	L, 1-13
4/17	at Kennesaw State.....	L, 3-5
4/17	at Kennesaw State.....	L, 1-7
4/22	Berry.....	L, 1-12
4/24	at Troy.....	L, 0-10
4/25	at Troy.....	L, 10-17
4/27	Jacksonville State.....	L, 4-8
4/29	Florida Int'l.....	L, 2-3
4/30	Florida Int'l.....	L, 6-14
5/2	Southern Poly.....	L, 8-17
5/15	at Florida State.....	L, 7-36
5/16	at Florida State.....	L, 4-17
\$	at Macon, Ga.	

**Mike Hurst..... 1993-2006  
293-432 (.404)**

\*Hurst served as interim coach for the last 12 games of 1993 season.

1993

## 12-35 Overall

### 7-14 TAAC (4th-West Division)

**Coach: Kurt Seibert/Mike Hurst**

2/13	W. Kentucky.....	L, 2-14
2/14	W. Kentucky.....	L, 4-20
2/17	Furman.....	L, 4-12
2/24	USC Aiken.....	W, 4-3
3/3	at Alabama.....	L, 3-11
3/5	Centenary*.....	L, 4-12
3/6	Centenary*.....	L, 0-1
3/6	Centenary*.....	W, 3-0
3/8	Troy.....	L, 1-5
3/11	Northern Illinois.....	L, 5-7
3/21	at Southeastern La.*.....	L, 3-4
3/21	at Southeastern La.*.....	L, 1-4
3/22	at Southeastern La.*.....	W, 10-7
3/24	Georgia.....	L, 4-6
3/26	at Miami (Fla.).....	L, 2-13
3/27	at Miami (Fla.).....	L, 6-9
3/27	at Miami (Fla.).....	L, 1-19
4/2	Samford*.....	W, 4-3
4/3	Samford*.....	L, 5-6
4/3	Samford*.....	L, 0-7
4/6	at Jacksonville St.....	W, 13-8
4/9	at Centenary*.....	L, 3-8
4/10	at Centenary*.....	L, 0-7
4/10	at Centenary*.....	L, 4-11
4/12	at Furman.....	W, 14-6
4/14	at Auburn.....	L, 0-11
4/16	Mercer*.....	L, 2-13
4/17	Mercer*.....	W, 8-3
4/17	Mercer*.....	W, 4-2
4/20	at Georgia Tech.....	L, 4-15
4/21	Georgia Tech.....	W, 5-4
4/23	Southeastern La.*.....	L, 8-11
4/24	Southeastern La.*.....	L, 4-6
4/24	Southeastern La.*.....	W, 5-4
4/27	at Georgia Tech.....	L, 4-10
4/28	at Georgia.....	L, 2-9
4/30	at Florida Int'l.....	L, 6-7
5/1	at Florida Int'l.....	L, 3-9
5/1	at Florida Int'l.....	W, 6-5
5/5	at Ga. Southern.....	L, 7-10
5/7	at Samford*.....	L, 5-8
5/8	at Samford*.....	L, 1-7
5/8	at Samford*.....	W, 6-5
5/10	Ga. Southern.....	L, 6-11
5/12	at Tennessee.....	L, 3-9
5/21	at Florida State.....	L, 1-23
5/22	at Florida State.....	L, 4-12

\* TAAC game

1994

## 12-42 Overall

### 6-18 TAAC (5th, West)

**Coach: Mike Hurst**

2/4	at Armstrong State.....	L, 5-14
2/5	\$The Citadel.....	L, 4-8
2/12	at Ga. Southern.....	L, 4-16
2/13	at Ga. Southern.....	L, 3-10
2/16	Furman.....	W, 5-4
2/19	Kennesaw State.....	W, 3-0
2/20	at Southern Poly.....	L, 3-5
2/26	at Florida Int'l.....	L, 1-2
2/26	at Florida Int'l.....	L, 5-6
2/27	at Florida Int'l.....	L, 0-6
2/27	at Florida Int'l.....	W, 7-6
3/2	at USC Aiken.....	W, 5-4
3/4	at Mercer*.....	L, 3-6
3/5	at Mercer*.....	L, 4-6
3/5	at Mercer*.....	W, 6-9
3/10	at Auburn.....	L, 13-18
3/11	Centenary*.....	W, 10-8
3/12	Centenary*.....	L, 1-12
3/12	Centenary*.....	L, 2-4
3/19	Southeastern La.*.....	L, 11-15
3/19	Southeastern La.*.....	L, 1-12
3/20	Southeastern La.*.....	L, 7-15
3/22	at Florida.....	L, 3-7
3/23	at Florida.....	L, 7-14
3/25	at Samford*.....	L, 5-6
3/26	at Samford*.....	L, 5-15
3/26	at Samford*.....	L, 1-6
3/29	at South Alabama.....	L, 2-9
3/29	at South Alabama.....	L, 2-9
3/31	at Auburn.....	L, 2-5
4/2	at Troy.....	L, 2-5
4/3	at Troy.....	L, 2-9
4/5	at Georgia Tech.....	L, 3-4
4/8	Mercer*.....	L, 2-7
4/9	Mercer*.....	L, 1-3
4/9	Mercer*.....	L, 1-3
4/12	at Georgia Tech.....	L, 3-28
4/13	at Furman.....	W, 10-1
4/16	at Centenary*.....	W, 7-4
4/16	at Centenary*.....	W, 13-6
4/17	at Centenary*.....	W, 11-8
4/19	Ga. Southern.....	L, 1-10
4/20	Ga. Southern.....	L, 5-11
4/22	at Southeastern La.*.....	L, 6-7
4/23	at Southeastern La.*.....	L, 4-5
4/23	at Southeastern La.*.....	L, 4-5
4/29	Samford*.....	L, 6-10
4/30	Samford*.....	L, 4-7
4/30	Samford*.....	W, 5-3
5/4	at Georgia.....	W, 5-1
5/5	Georgia.....	L, 8-9
5/7	Jacksonville State.....	L, 6-7
5/10	Troy.....	L, 4-11
5/11	Georgia Tech.....	L, 9-23

\$ at Savannah, Ga.

\* TAAC game



## 1995

### 20-33 Overall 11-17 TAAC (7th)

**Coach: Mike Hurst**

2/10	at Tulane	L, 3-12
2/11	at Tulane	L, 3-14
2/12	at Tulane	L, 3-5
2/17	Presbyterian	W, 6-2
2/22	Emmanuel	W, 8-3
2/24	Mercer*	L, 3-8
2/25	Mercer*	W, 6-1
2/25	Mercer*	L, 7-8
3/1	Furman	W, 13-0
3/3	Oakland	L, 4-5
3/4	St. Louis	W, 4-3
3/5	St. Louis	W, 6-3
3/7	at Ga. Southern	W, 12-10
3/8	at Ga. Southern	L, 1-8
3/11	at Florida Atlantic*	L, 2-7
3/12	at Florida Atlantic*	L, 2-4
3/12	at Florida Atlantic*	L, 1-7
3/17	Florida Int'l*	L, 2-4
3/18	Florida Int'l*	W, 7-2
3/18	Florida Int'l*	L, 8-9
3/20	New York Tech	L, 4-15
3/23	South Alabama	L, 9-10
3/24	at Campbell*	L, 3-5
3/24	at Campbell*	W, 8-7
3/25	at Campbell*	L, 5-6
3/28	at Georgia Tech	L, 7-18
3/31	Charleston, Coll.*	L, 2-8
4/1	Charleston, Coll.*	W, 3-2
4/1	Charleston, Coll.*	W, 3-1
4/4	Ga. Southern	L, 3-14
4/4	Ga. Southern	W, 4-3
4/7	UCF*	L, 3-14
4/8	UCF*	L, 4-7
4/8	UCF*	L, 3-12
4/10	Southern Poly	L, 7-8
4/12	at Kennesaw State	L, 1-11
4/14	at Stetson*	L, 3-8
4/15	at Stetson*	W, 13-3
4/15	at Stetson*	W, 4-3
4/18	Central Wesleyan	W, 12-7
4/19	at Furman	L, 7-8
4/21	Southeastern La.*	W, 17-6
4/25	Georgia Tech	L, 2-11
4/26	at Emory	W, 7-5
4/28	at Centenary*	L, 9-15
4/29	at Centenary*	W, 12-6
4/29	at Centenary*	L, 1-3
5/3	at Tennessee	L, 5-13
5/5	at Samford*	W, 10-5
5/6	at Samford*	L, 2-8
5/6	at Samford*	W, 6-4
5/9	at Georgia	L, 5-11
5/10	Georgia	L, 5-18

\* TAAC game

## 1996

### 21-32 Overall 12-6 TAAC (1st, East)

**Coach: Mike Hurst**

2/9	at Florida	L, 0-31
2/10	at Florida	L, 5-13
2/11	at Florida	L, 4-19
2/13	Emory	W, 9-6
2/17	Charlotte	W, 16-7
2/17	Charlotte	W, 13-6
2/18	at Troy	L, 2-11
2/21	Furman	L, 2-8
2/24	Middle Tennessee	W, 5-4
2/24	Middle Tennessee	L, 3-8
2/25	Middle Tennessee	L, 1-5
2/27	Georgia	L, 4-10
3/2	West Alabama	W, 15-1
3/3	at Wofford	W, 8-0
3/3	at Wofford	W, 8-2
3/12	at Georgia	L, 6-14
3/14	UNC Asheville	L, 6-12
3/16	Samford	L, 1-4
3/16	Samford	L, 4-6
3/17	Samford	W, 5-4
3/22	at Campbell*	L, 2-3
3/22	at Campbell*	W, 13-4
3/23	at Campbell*	W, 7-5
3/26	Ga. Southern	L, 2-6
3/29	at Mercer*	W, 10-5
3/30	at Mercer*	W, 4-3
3/30	at Mercer*	W, 3-1
4/2	at Georgia Tech	L, 4-23
4/5	Campbell*	W, 5-4
4/5	Campbell*	W, 3-2
4/8	Campbell*	W, 13-3
4/9	Georgia Tech	L, 2-4
4/12	Charleston, Coll.*	L, 6-9
4/13	Charleston, Coll.*	L, 4-14
4/13	Charleston, Coll.*	W, 4-3
4/16	Troy	L, 5-10
4/17	UNC Asheville	L, 4-10
4/19	at Southeastern La.	L, 1-6
4/20	at Southeastern La.	L, 2-10
4/20	at Southeastern La.	L, 3-4
4/23	at Furman	W, 11-5
4/24	at Auburn	L, 4-11
4/27	Mercer*	W, 4-3
4/27	Mercer*	W, 3-0
4/28	Mercer*	L, 2-4
4/30	at Ga. Southern	L, 12-14
5/1	at Ga. Southern	L, 5-12
5/3	at Charleston, Coll.*	L, 2-3
5/4	at Charleston, Coll.*	W, 6-3
5/4	at Charleston, Coll.*	L, 3-12
5/7	at Tennessee	L, 8-12
5/10	#Florida Int'l	L, 1-4
5/11	#Florida Int'l	L, 3-8

\* TAAC game

# - TAAC Tournament play-in

## 1997

### 23-30 Overall 10-8 TAAC (2nd, East)

**Coach: Mike Hurst**

2/11	Ga. Southern	W, 8-4
2/12	Ga. Southern	W, 2-0
2/15	Tennessee	L, 3-14
2/16	Tennessee	L, 8-12
2/18	Furman	L, 3-5
2/20	Savannah State	W, 16-9
2/20	Savannah State	L, 5-6
2/22	at Charlotte	L, 3-5
2/22	at Charlotte	W, 8-6
2/23	at Charlotte	W, 11-2
2/25	Georgia	L, 0-5
3/1	at Mid. Tennessee	L, 3-9
3/1	at Mid. Tennessee	L, 6-7
3/4	at Georgia	L, 3-7
3/5	Stetson	W, 6-5
3/7	at Samford	L, 6-11
3/8	at Samford	W, 3-1
3/8	at Samford	W, 7-3
3/10	Wis.-LaCrosse	W, 17-6
3/12	Southern Poly	L, 5-7
3/22	Wofford	W, 4-3
3/22	Wofford	W, 18-6
3/23	at Wofford	L, 2-8
3/25	South Alabama	W, 8-7
3/26	South Alabama	L, 8-21
3/28	Charleston, Coll.*	W, 8-7
3/29	Charleston, Coll.*	W, 12-5
3/29	Charleston, Coll.*	W, 5-4
4/1	Georgia Tech	L, 4-5
4/2	at Furman	L, 3-4
4/4	Campbell*	W, 15-0
4/4	Campbell*	W, 8-4
4/5	Campbell*	L, 2-10
4/9	at Jacksonville St.	L, 3-5
4/12	at Mercer*	L, 3-5
4/12	at Mercer*	L, 1-11
4/13	at Mercer*	L, 3-13
4/15	at Ga. Southern	L, 5-6
4/16	at Ga. Southern	W, 8-5
4/18	at Campbell*	W, 15-4
4/18	at Campbell*	W, 5-2
4/19	at Campbell*	W, 10-6
4/23	at Georgia Tech	L, 5-16
4/25	at Charleston, Coll.*	L, 2-11
4/26	at Charleston, Coll.*	W, 11-1
4/26	at Charleston, Coll.*	L, 1-6
4/29	at Tennessee Tech	L, 5-7
4/30	Tennessee Tech	L, 6-13
5/4	Mercer*	W, 9-6
5/4	Mercer*	L, 6-11
5/5	Mercer*	L, 2-15
5/9	#Samford	L, 6-9
5/10	#Samford	L, 8-9

\* TAAC game

# - TAAC Tournament play-in

1998

## 23-29 Overall

11-7 TAAC (1st, East)

**Coach: Mike Hurst**

2/11	Georgia College.....	W, 19-4
2/14	Alabama State.....	W, 20-12
2/15	at Southern Poly.....	L, 5-12
2/18	Georgia.....	L, 2-16
2/20	at Alabama State.....	W, 18-13
2/21	at South Alabama.....	L, 0-12
2/22	at South Alabama.....	L, 8-21
2/24	at Georgia.....	L, 12-24
2/25	Furman.....	W, 16-11
2/28	Wofford.....	W, 5-3
3/1	at Wofford.....	L, 6-7
3/3	Ga. Southern.....	L, 4-25
3/4	Ga. Southern.....	L, 10-16
3/11	Presbyterian.....	L, 3-7
3/11	Presbyterian.....	L, 3-10
3/14	Belmont.....	W, 4-1
3/14	Belmont.....	L, 2-3
3/15	Belmont.....	L, 3-14
3/18	Tennessee Tech.....	L, 5-13
3/19	Cornell.....	W, 5-0
3/20	Cornell.....	W, 15-10
3/21	Cornell.....	W, 10-7
3/24	at South Carolina.....	L, 6-12
3/25	at South Carolina.....	L, 0-15
3/27	Mercer*.....	W, 2-1
3/28	Mercer*.....	W, 6-4
3/28	Mercer*.....	L, 7-13
3/31	Samford.....	W, 8-6
4/1	at Georgia Tech.....	L, 5-9
4/3	at Campbell*.....	W, 4-0
4/3	at Campbell*.....	L, 1-6
4/4	at Campbell*.....	L, 3-22
4/7	at Ga. Southern.....	W, 9-7
4/10	Charleston, Coll.*.....	W, 15-14
4/11	Charleston, Coll.*.....	W, 5-2
4/11	Charleston, Coll.*.....	L, 6-7
4/14	Jacksonville State.....	L, 5-6
4/15	at Samford.....	L, 3-6
4/17	Campbell*.....	W, 10-1
4/17	Campbell*.....	W, 10-6
4/18	Campbell*.....	L, 4-9
4/21	at Tennessee Tech.....	W, 17-9
4/25	at Mercer*.....	W, 6-3
4/25	at Mercer*.....	W, 1-0
4/26	at Mercer*.....	W, 6-5
4/29	Georgia Tech.....	L, 4-6
5/1	at Charleston, Coll.*.....	W, 6-4
5/2	at Charleston, Coll.*.....	L, 2-9
5/2	at Charleston, Coll.*.....	L, 1-9
5/5	at Tennessee.....	L, 5-6
5/8	#Florida Atlantic.....	L, 10-18
5/9	#Florida Atlantic.....	L, 5-29

\* TAAC game

# - TAAC Tournament play-in

1999

## 23-33 Overall

13-17 TAAC (7th-tied)

**Coach: Mike Hurst**

2/6	at Florida A&M.....	W, 9-1
2/7	at Florida A&M.....	W, 10-4
2/9	Furman.....	W, 11-10
2/13	Tennessee.....	L, 8-34
2/14	Tennessee.....	W, 13-8
2/14	Tennessee.....	L, 3-4
2/17	Tenn. Wesleyan.....	W, 16-3
2/20	at Belmont.....	L, 3-4
2/21	at Belmont.....	W, 7-4
2/24	at Georgia College.....	L, 4-9
2/27	Georgia Tech.....	L, 8-14
2/28	at Georgia Tech.....	L, 3-9
3/2	at Georgia.....	L, 8-13
3/5	at Campbell*.....	W, 2-1
3/5	at Campbell*.....	W, 6-2
3/6	at Campbell*.....	W, 8-6
3/10	Wofford.....	L, 8-12
3/12	Centenary*.....	W, 5-1
3/12	Centenary*.....	L, 5-7
3/13	Centenary*.....	L, 8-9
3/16	Eastern Kentucky.....	L, 1-12
3/17	Eastern Kentucky.....	L, 2-13
3/18	Eastern Kentucky.....	L, 8-12
3/25	Howard.....	W, 6-5
3/27	at Troy*.....	W, 11-8
3/27	at Troy*.....	L, 2-10
3/28	at Troy*.....	L, 7-9
3/30	Ga. Southern.....	L, 6-10
3/31	Ga. Southern.....	L, 5-15
4/2	at Jacksonville*.....	L, 1-6
4/3	at Jacksonville*.....	L, 1-6
4/3	at Jacksonville*.....	W, 7-6
4/6	Georgia.....	W, 14-10
4/9	Stetson*.....	L, 5-17
4/10	Stetson*.....	L, 5-9
4/10	Stetson*.....	W, 3-2
4/13	at Ga. Southern.....	L, 4-6
4/14	at Ga. Southern.....	L, 7-22
4/16	Mercer*.....	W, 13-12
4/17	Mercer*.....	L, 4-8
4/17	Mercer*.....	L, 5-8
4/20	Tennessee Tech.....	W, 8-2
4/21	Tennessee Tech.....	L, 2-6
4/23	at Jacksonville St.*.....	W, 14-9
4/24	at Jacksonville St.*.....	L, 3-5
4/25	at Jacksonville St.*.....	W, 5-4
4/28	at Furman.....	W, 11-4
5/1	Samford*.....	W, 4-3
5/1	Samford*.....	W, 14-10
5/2	Samford*.....	W, 10-3
5/8	Florida Atlantic*.....	L, 9-18
5/8	Florida Atlantic*.....	L, 8-11
5/9	Florida Atlantic*.....	L, 4-12
5/14	at UCF*.....	L, 1-9
5/15	at UCF*.....	L, 6-18
5/15	at UCF*.....	L, 1-8

\* TAAC game

2000

## 31-28 Overall

14-13 TAAC (5th)

3rd - TAAC Tournament

**Coach: Mike Hurst**

2/12	at Southern Miss.....	W, 4-2
2/13	at Southern Miss.....	L, 8-14
2/15	#6 Georgia Tech.....	W, 4-3
2/16	#6 at Georgia Tech.....	L, 4-14
2/18	Illinois-Chicago.....	W, 5-0
2/19	Illinois-Chicago.....	W, 18-5
2/20	Illinois-Chicago.....	W, 5-3
2/23	at Wofford.....	W, 13-1
2/24	Howard.....	W, 15-8
2/26	Florida A&M.....	W, 6-5
2/27	Florida A&M.....	W, 13-11
2/29	at Alabama State.....	W, 10-7
3/3	at Tennessee.....	L, 6-8
3/4	at Tennessee.....	L, 2-9
3/5	at Tennessee.....	L, 3-15
3/7	at Ga. Southern.....	L, 2-6
3/8	at Ga. Southern.....	W, 14-5
3/10	Campbell*.....	W, 9-4
3/11	Campbell*.....	W, 3-0
3/11	Campbell*.....	L, 3-4
3/15	#22 Georgia.....	W, 4-3
3/17	at Florida Atlantic*.....	L, 0-2
3/18	at Florida Atlantic*.....	L, 0-4
3/18	at Florida Atlantic*.....	W, 8-4
3/22	at Furman.....	L, 5-6
3/24	UCF*.....	L, 5-6
3/25	UCF*.....	W, 9-2
3/25	UCF*.....	L, 6-8
3/28	at W. Carolina.....	W, 21-8
3/29	at W. Carolina.....	L, 4-5
3/31	at Stetson*.....	L, 0-7
4/1	at Stetson*.....	L, 0-2
4/1	at Stetson*.....	W, 7-5
4/5	Ga. Southern.....	L, 9-13
4/5	Ga. Southern.....	L, 1-11
4/7	Troy*.....	W, 6-2
4/8	Troy*.....	L, 8-19
4/8	Troy*.....	W, 5-4
4/11	Alabama State.....	W, 19-4
4/14	Jacksonville*.....	W, 12-3
4/15	Jacksonville*.....	W, 6-3
4/15	Jacksonville*.....	L, 2-7
4/19	Furman.....	L, 4-10
4/21	at Samford*.....	L, 2-4
4/22	at Samford*.....	W, 8-2
4/22	at Samford*.....	W, 8-6
4/26	at Tennessee Tech.....	L, 3-5
4/26	at Tennessee Tech.....	W, 10-2
4/29	Jacksonville St.*.....	W, 6-2
4/29	Jacksonville St.*.....	L, 0-11
4/30	Jacksonville St.*.....	W, 18-1
5/10	at Georgia.....	L, 5-8
5/12	at Mercer*.....	W, 6-3
5/13	at Mercer*.....	L, 6-7
5/13	at Mercer*.....	L, 5-6
5/17	!#30 Florida Atlantic.....	L, 3-4
5/18	!#23 UCF.....	W, 6-5
5/19	!#30 Florida Atlantic.....	W, 8-7
5/19	!Campbell.....	L, 3-5

\* TAAC game

! TAAC Tournament, Jacksonville, Fla.



## 2001

**20-35 Overall**  
**8-19 TAAC (9th)**  
**Coach: Mike Hurst**

2/10	at South Alabama.....	L, 2-8
2/11	at South Alabama.....	L, 4-5
2/17	Gardner-Webb.....	W, 6-5
2/17	Gardner-Webb.....	W, 6-5
2/18	Gardner-Webb.....	W, 8-7
2/20	Furman.....	L, 1-9
2/21	at Alabama State.....	W, 10-3
2/24	Oakland.....	W, 5-1
2/26	Oakland.....	W, 13-4
2/26	Oakland.....	W, 13-4
2/27	at Georgia.....	L, 4-5
3/2	at Tulane.....	L, 11-12
3/4	at Tulane.....	L, 0-2
3/4	at Tulane.....	L, 10-11
3/6	at Birmingham-So.....	L, 10-14
3/7	Alabama State.....	W, 10-0
3/10	Belmont.....	W, 6-5
3/11	Belmont.....	L, 4-6
3/13	Georgia Tech.....	L, 3-11
3/14	at Furman.....	W, 4-1
3/16	at Jacksonville*.....	L, 3-5
3/17	at Jacksonville*.....	L, 3-5
3/17	at Jacksonville*.....	L, 1-4
3/21	Ga. Southern.....	L, 6-24
3/23	Mercer*.....	L, 7-23
3/24	Mercer*.....	L, 8-17
3/24	Mercer*.....	W, 11-5
3/27	#26 at Georgia.....	W, 5-3
3/30	at Jacksonville St.*.....	W, 3-2
3/31	at Jacksonville St.*.....	W, 6-4
3/31	at Jacksonville St.*.....	L, 5-12
4/4	at Georgia Tech.....	L, 4-23
4/6	at Troy*.....	L, 1-4
4/7	at Troy*.....	L, 3-4
4/7	at Troy*.....	W, 4-0
4/10	Western Carolina.....	W, 4-3
4/11	Western Carolina.....	L, 7-13
4/13	#7 Stetson*.....	L, 2-10
4/14	#7 Stetson*.....	W, 3-2
4/14	#7 Stetson*.....	L, 1-8
4/17	Tennessee Tech.....	L, 8-14
4/18	Tennessee Tech.....	L, 10-11
4/20	Florida Atlantic*.....	L, 3-8
4/21	Florida Atlantic*.....	L, 6-11
4/21	Florida Atlantic*.....	W, 11-0
4/25	at Ga. Southern.....	L, 5-6
4/27	at Campbell*.....	W, 9-5
4/28	at Campbell*.....	W, 3-2
4/28	at Campbell*.....	L, 1-2
5/4	Samford*.....	L, 6-13
5/5	Samford*.....	L, 4-8
5/5	Samford*.....	L, 2-12
5/11	at UCF*.....	L, 1-12
5/11	at UCF*.....	L, 0-11
5/12	at UCF*.....	L, 2-5

\* TAAC game

## 2002

**24-32 Overall**  
**13-17 Atlantic Sun (6th-tied)**  
**Coach: Mike Hurst**

2/15	Drexel.....	W, 8-7
2/16	Drexel.....	W, 10-8
2/16	Drexel.....	L, 5-7
2/20	at Alabama.....	L, 2-4
2/23	Savannah State.....	W, 4-1
2/24	Savannah State.....	W, 20-2
2/26	at Ga. Southern.....	L, 4-19
2/27	at Ga. Southern.....	L, 6-21
3/3	at Georgia Tech.....	L, 5-12
3/5	at Tennessee Tech.....	L, 1-8
3/6	at Tennessee Tech.....	W, 9-4
3/8	at Belmont*.....	W, 6-0
3/9	at Belmont*.....	W, 10-5
3/9	at Belmont*.....	L, 1-4
3/13	Georgia Tech.....	L, 7-11
3/15	Campbell*.....	W, 3-1
3/15	Campbell*.....	W, 6-1
3/16	Campbell*.....	W, 7-5
3/19	at Gardner-Webb.....	W, 4-2
3/20	Western Carolina.....	W, 9-5
3/22	Troy*.....	W, 5-1
3/23	Troy*.....	L, 1-7
3/23	Troy*.....	W, 6-4
3/26	Ga. Southern.....	L, 12-17
3/27	Ga. Southern.....	L, 4-12
3/30	at Miami (Ohio).....	L, 6-10
3/30	at Miami (Ohio).....	L, 1-2
3/31	at Miami (Ohio).....	W, 11-8
4/3	Gardner-Webb.....	W, 8-5
4/5	at Stetson*.....	L, 2-11
4/6	at Stetson*.....	L, 0-1
4/6	at Stetson*.....	L, 1-4
4/9	Morris Brown.....	W, 10-1
4/10	Furman.....	L, 5-6
4/13	Jacksonville*.....	L, 0-1
4/13	Jacksonville*.....	L, 0-7
4/14	Jacksonville*.....	W, 8-2
4/16	Georgia.....	L, 2-3
4/19	at Mercer*.....	W, 5-4
4/20	at Mercer*.....	L, 5-11
4/20	at Mercer*.....	L, 4-6
4/23	Birmingham-So.....	L, 4-6
4/24	at Birmingham-So.....	L, 3-4
4/26	at Samford*.....	L, 3-4
4/27	at Samford*.....	W, 6-1
4/27	at Samford*.....	L, 4-5
5/5	Jacksonville State*.....	L, 0-3
5/5	Jacksonville State*.....	W, 9-0
5/6	Jacksonville State*.....	L, 2-3
5/10	UCF*.....	L, 1-6
5/11	UCF*.....	L, 5-19
5/11	UCF*.....	L, 7-8
5/14	at Furman.....	W, 4-2
5/17	at Florida Atlantic*.....	W, 3-2
5/18	at Florida Atlantic*.....	W, 5-4
5/18	at Florida Atlantic*.....	L, 4-11

\* Atlantic Sun game

## 2003

**25-29 Overall**  
**16-17 Atlantic Sun (7th-T)**  
**Coach: Mike Hurst**

2/15	UNC Asheville.....	W, 5-4
2/16	UNC Asheville.....	W, 4-3
2/18	at Ga. Southern.....	L, 2-3
2/19	at Ga. Southern.....	L, 0-1
2/22	Miami (Ohio).....	W, 8-6
2/23	Miami (Ohio).....	L, 5-6
2/24	Miami (Ohio).....	L, 2-5
2/25	Morris Brown.....	W, 16-4
2/28	at Campbell*.....	W, 4-1
3/1	at Campbell*.....	W, 10-2
3/1	at Campbell*.....	W, 9-2
3/5	at Ga. Southern.....	L, 3-10
3/8	Florida Atlantic*.....	L, 3-10
3/8	Florida Atlantic*.....	L, 4-7
3/9	Florida Atlantic*.....	L, 7-10
3/10	Maine.....	W, 4-3
3/11	Albany State.....	W, 19-6
3/14	at UCF*.....	W, 5-2
3/15	at UCF*.....	L, 3-15
3/15	at UCF*.....	W, 3-2
3/22	Gardner-Webb*.....	L, 4-10
3/22	Gardner-Webb*.....	W, 4-0
3/23	Gardner-Webb*.....	L, 0-7
3/25	Ga. Southern.....	W, 7-5
3/26	Ga. Southern.....	L, 3-8
3/28	at Troy*.....	W, 4-1
3/29	at Troy*.....	L, 4-9
3/29	at Troy*.....	L, 9-16
4/1	Tennessee Tech.....	W, 7-6
4/2	Tennessee Tech.....	W, 10-5
4/4	Stetson*.....	W, 7-2
4/5	Stetson*.....	W, 4-3
4/5	Stetson*.....	L, 7-15
4/8	at Georgia Tech.....	L, 3-11
4/11	at Jacksonville*.....	W, 4-2
4/12	at Jacksonville*.....	L, 1-2
4/12	at Jacksonville*.....	L, 5-6
4/15	at Georgia.....	L, 7-14
4/18	Mercer*.....	W, 5-1
4/19	Mercer*.....	W, 12-3
4/19	Mercer*.....	L, 4-9
4/22	at W. Carolina.....	L, 10-21
4/23	at W. Carolina.....	L, 7-9
4/25	Belmont*.....	L, 4-6
4/26	Belmont*.....	W, 9-0
4/26	Belmont*.....	L, 3-7
5/6	at Georgia Tech.....	L, 3-11
5/9	Samford*.....	W, 9-4
5/10	Samford*.....	W, 8-6
5/10	Samford*.....	W, 10-7
5/14	\$Furman.....	L, 6-10
5/16	at Jacksonville St.*.....	L, 3-11
5/17	at Jacksonville St.*.....	L, 2-3
5/17	at Jacksonville St.*.....	L, 6-7

\* Atlantic Sun game

\$ at Marietta, Ga.

2004

## 18-36 Overall 11-19 Atlantic Sun (9th)

**Coach: Mike Hurst**

2/17	at Ga. Southern.....	L, 4-14
2/18	at Ga. Southern.....	W, 13-3
2/21	at UNC Asheville.....	L, 3-9
2/22	at UNC Asheville.....	L, 2-5
2/24	Alabama State.....	W, 9-1
2/28	Campbell*.....	L, 0-2
2/28	Campbell*.....	W, 5-1
3/1	Campbell*.....	L, 3-14
3/2	at Alabama State.....	W, 10-9
3/5	at Tennessee.....	L, 1-3
3/6	at Tennessee.....	L, 0-1
3/7	at Tennessee.....	L, 2-3
3/9	Georgia.....	L, 4-10
3/12	Jacksonville*.....	L, 6-15
3/13	Jacksonville*.....	W, 7-6
3/13	Jacksonville*.....	W, 11-1
3/16	Austin Peay State.....	L, 8-19
3/17	Austin Peay State.....	L, 4-11
3/19	at Stetson*.....	L, 3-6
3/20	at Stetson*.....	L, 1-7
3/20	at Stetson*.....	L, 1-9
3/23	at Samford.....	W, 8-4
3/26	Lipscomb*.....	W, 5-1
3/27	Lipscomb*.....	W, 2-1
3/27	Lipscomb*.....	W, 2-1
3/30	W. Carolina.....	L, 9-10
3/31	W. Carolina.....	W, 11-10
4/2	at Belmont*.....	W, 8-3
4/3	at Belmont*.....	L, 1-10
4/3	at Belmont*.....	W, 5-4
4/6	Georgia Tech.....	L, 3-25
4/9	Troy*.....	L, 7-18
4/10	Troy*.....	L, 3-4
4/10	Troy*.....	L, 6-12
4/16	at Mercer*.....	W, 14-10
4/17	at Mercer*.....	W, 8-3
4/17	at Mercer*.....	L, 3-4
4/21	at Georgia.....	L, 3-6
4/23	Florida A&M.....	W, 13-6
4/24	Florida A&M.....	L, 1-2
4/25	Florida A&M.....	W, 7-4
4/27	Georgia.....	L, 6-16
5/1	Ga. Southern.....	L, 0-8
5/2	Ga. Southern.....	L, 0-11
5/9	at Gardner-Webb*.....	L, 3-6
5/10	at Gardner-Webb*.....	L, 2-3
5/10	at Gardner-Webb*.....	L, 4-6
5/14	at Florida Atlantic*.....	L, 3-14
5/15	at Florida Atlantic*.....	L, 3-4
5/15	at Florida Atlantic*.....	W, 9-4
5/18	at Georgia Tech.....	L, 3-13
5/21	UCF*.....	L, 0-11
5/22	UCF*.....	L, 9-10
5/22	UCF*.....	L, 5-6

\* Atlantic Sun game

2005

## 25-32 Overall 15-15 Atlantic Sun (6th)

**Coach: Mike Hurst**

2/11	#13 at Georgia Tech.....	W, 5-2
2/15	Samford.....	L, 3-5
2/18	Miss. Valley State.....	W, 8-6
2/18	Miss. Valley State.....	W, 9-2
2/19	Miss. Valley State.....	W, 7-5
2/23	Georgia Tech.....	L, 6-11
2/26	^Florida A&M.....	W, 8-4
3/2	#Georgia.....	L, 1-4
3/4	Mercer*.....	W, 5-4
3/5	Mercer*.....	W, 15-8
3/5	Mercer*.....	W, 13-11
3/9	at W. Carolina.....	L, 1-3
3/9	at W. Carolina.....	L, 7-12
3/11	Stetson*.....	W, 20-4
3/12	Stetson*.....	W, 15-4
3/13	Stetson*.....	L, 6-16
3/15	Tennessee Tech.....	W, 9-7
3/15	Tennessee Tech.....	W, 3-2
3/18	at Jacksonville*.....	W, 4-3
3/19	at Jacksonville*.....	L, 3-14
3/20	at Jacksonville*.....	W, 6-4
3/23	at Georgia.....	L, 5-9
3/25	Belmont*.....	L, 4-7
3/25	Belmont*.....	W, 6-5
3/26	Belmont*.....	L, 2-3
3/29	at Ga. Southern.....	L, 4-10
3/30	at Ga. Southern.....	L, 6-7
4/2	at Lipscomb*.....	W, 5-3
4/2	at Lipscomb*.....	L, 2-3
4/3	at Lipscomb*.....	W, 7-3
4/6	UAB.....	L, 0-3
4/8	#18 Charleston, Coll. ....	L, 5-8
4/9	#18 Charleston, Coll. ....	W, 5-1
4/10	#18 Charleston, Coll. ....	L, 6-7
4/13	Reinhardt.....	L, 1-3
4/15	at Troy*.....	L, 7-8
4/16	at Troy*.....	L, 2-11
4/17	at Troy*.....	L, 2-3
4/19	at Austin Peay St.....	L, 3-4
4/20	at Austin Peay St.....	L, 9-10
4/23	Gardner-Webb*.....	W, 7-4
4/23	Gardner-Webb*.....	L, 6-8
4/24	Gardner-Webb*.....	W, 8-6
4/27	at Samford.....	W, 1-0
4/29	at Campbell*.....	W, 8-5
4/30	at Campbell*.....	L, 6-9
4/30	at Campbell*.....	W, 13-12
5/10	Ga. Southern.....	L, 3-8
5/11	Ga. Southern.....	W, 10-4
5/13	at UCF*.....	L, 2-3
5/14	at UCF*.....	W, 3-2
5/15	at UCF*.....	L, 5-12
5/19	Florida Atlantic*.....	L, 6-16
5/21	Florida Atlantic*.....	L, 3-7
5/21	Florida Atlantic*.....	L, 4-6
5/25	!vs. Florida Atlantic.....	L, 1-11
5/26	!vs. Troy.....	L, 0-7

\* Atlantic Sun game

^ - at Savannah, Ga.

# - at Marietta, Ga.

! - A-Sun Tournament, Deland, Fla.

2006

## 26-31 Overall 13-17 CAA (6th)

**Coach: Mike Hurst**

2/15	at #3 Georgia Tech.....	L, 9-11
2/16	Albany, Univ. at.....	L, 4-6
2/16	Albany, Univ. at.....	W, 6-3
2/17	Albany, Univ. at.....	W, 8-1
2/24	UNC Asheville.....	W, 8-0
2/26	UNC Asheville.....	W, 14-13
2/26	UNC Asheville.....	W, 5-2
3/1	Wofford.....	W, 11-8
3/4	at Charleston, Coll.....	L, 1-2
3/4	at Charleston, Coll.....	L, 7-20
3/5	at Charleston, Coll.....	L, 2-15
3/8	at UAB.....	L, 8-9
3/10	Northeastern*.....	W, 2-1
3/11	Northeastern*.....	L, 2-5
3/12	Northeastern*.....	W, 11-10
3/14	Miss. Valley State.....	W, 12-4
3/16	Miss. Valley State.....	L, 4-6
3/17	Old Dominion*.....	L, 11-13
3/18	Old Dominion*.....	L, 3-4
3/19	Old Dominion*.....	L, 2-6
3/22	\$Georgia.....	L, 7-14
3/24	at Hofstra*.....	L, 6-7
3/25	at Hofstra*.....	W, 6-2
3/26	at Hofstra*.....	W, 8-2
3/28	at Mercer.....	L, 2-7
3/29	Mercer.....	W, 6-5
3/31	at VCU*.....	L, 2-10
4/1	at VCU*.....	L, 2-18
4/2	at VCU*.....	L, 2-8
4/4	Furman.....	W, 13-6
4/5	at Furman.....	L, 5-16
4/7	Towson*.....	W, 8-5
4/8	Towson*.....	W, 11-2
4/9	Towson*.....	W, 9-3
4/11	at Tennessee Tech.....	W, 5-2
4/12	at Tennessee Tech.....	W, 13-8
4/19	#8 Georgia Tech.....	L, 2-13
4/21	at UNC Wilmington*.....	L, 8-13
4/22	at UNC Wilmington*.....	W, 9-4
4/23	at UNC Wilmington*.....	L, 3-5
4/25	Georgia Southern.....	L, 5-7
4/28	at James Madison*.....	L, 4-11
4/29	at James Madison*.....	L, 1-10
4/30	at James Madison*.....	L, 8-12
5/5	George Mason*.....	L, 14-17
5/6	George Mason*.....	W, 8-7
5/7	George Mason*.....	W, 12-3
5/9	Samford.....	W, 9-2
5/12	at Delaware*.....	L, 3-6
5/13	at Delaware*.....	W, 4-3
5/14	at Delaware*.....	W, 8-4
5/19	William & Mary*.....	W, 7-4
5/20	William & Mary*.....	L, 16-17
5/21	William & Mary*.....	L, 4-8
5/24	!James Madison.....	L, 0-7
5/25	!Old Dominion.....	W, 6-5
5/26	!VCU.....	L, 1-6

\* CAA game

\$ at Marietta, Ga.

! CAA Tournament, Wilmington, N.C.



**Greg Frady** .....2007-present  
169-121-1

2007

**26-32 Overall**  
**15-15 CAA (6th)**

**Coach: Greg Frady**

2/10	at #25 Alabama.....	L, 3-12
2/10	at #25 Alabama.....	L, 0-7
2/11	at #25 Alabama.....	L, 3-9
2/14	at Mercer .....	L, 2-8
2/17	Alabama State .....	W, 16-6
2/18	Alabama State .....	W, 20-4
2/21	at #15 Georgia Tech.....	W, 9-5
2/23	Indiana State.....	L, 6-18
2/24	Indiana State.....	L, 1-5
2/24	Indiana State.....	W, 3-2
2/28	Mercer .....	L, 1-5
3/2	Miss. Valley State .....	W, 15-5
3/3	Miss. Valley State .....	W, 12-3
3/3	Miss. Valley State .....	W, 15-3
3/6	Clark Atlanta.....	W, 13-1
3/7	at Furman.....	W, 7-3
3/9	Southeastern La. ....	W, 8-7
3/10	Southeastern La. ....	L, 4-14
3/11	Southeastern La. ....	L, 4-12
3/16	UNC Wilmington*.....	W, 5-3
3/17	UNC Wilmington*.....	L, 8-13
3/18	UNC Wilmington*.....	L, 1-9
3/21	Georgia Tech.....	L, 0-3
3/23	at George Mason* .....	L, 3-6
3/24	at George Mason* .....	W, 6-1
3/25	at George Mason* .....	L, 7-8
3/30	Delaware*.....	L, 1-2
3/31	Delaware*.....	W, 9-8
4/1	Delaware*.....	W, 8-7
4/4	Mercer .....	W, 10-8
4/6	at William & Mary*.....	W, 17-11
4/8	at William & Mary* .....	W, 6-2
4/8	at William & Mary*.....	W, 15-12
4/11	at Jacksonville St.....	L, 8-16
4/13	VCU*.....	L, 9-10
4/14	VCU*.....	L, 5-7
4/15	VCU*.....	W, 12-11
4/20	at Northeastern*.....	L, 4-6
4/21	at Northeastern*.....	W, 7-4
4/22	at Northeastern*.....	L, 1-7
4/24	at Ga. Southern .....	L, 4-9
4/25	at Ga. Southern .....	L, 9-13
4/27	James Madison*.....	L, 9-15
4/28	James Madison*.....	W, 20-6
4/29	James Madison*.....	L, 0-1
5/4	Hofstra*.....	W, 13-3
5/5	Hofstra*.....	L, 1-3
5/6	Hofstra*.....	W, 4-3
5/8	Jacksonville St.....	L, 11-17
5/11	at Old Dominion* .....	L, 2-3
5/12	at Old Dominion* .....	W, 7-1
5/13	at Old Dominion* .....	L, 2-3
5/15	Furman.....	L, 4-6
5/17	at Towson*.....	L, 2-12
5/18	at Towson*.....	W, 5-1
5/19	at Towson*.....	W, 9-2
5/23	!Old Dominion .....	L, 2-5
5/24	!George Mason .....	L, 2-10

\* CAA game

! CAA Tournament, Wilmington, N.C.

2008

**33-23 Overall**  
**12-17 CAA (7th)**

**Coach: Greg Frady**

2/22	Jackson State .....	W, 12-4
2/23	Jackson State .....	W, 11-7
2/23	Jackson State .....	W, 19-0
2/24	Jackson State .....	W, 18-9
2/29	IPFW .....	W, 12-2
3/1	IPFW .....	W, 13-2
3/1	IPFW .....	W, 6-4
3/2	IPFW .....	W, 5-4
3/4	Tennessee Tech.....	L, 7-13
3/5	Tennessee Tech.....	W, 8-6
3/7	James Madison* .....	L, 5-16
3/8	James Madison* .....	L, 1-5
3/9	James Madison* .....	L, 3-8
3/12	#11 Georgia Tech.....	L, 6-10
3/14	at George Mason* .....	W, 9-5
3/15	at George Mason* .....	L, 1-3
3/16	at George Mason* .....	L, 11-12
3/18	at Jacksonville St.....	W, 4-3
3/21	at VCU*.....	W, 9-2
3/22	at VCU*.....	W, 5-2
3/23	at VCU*.....	W, 7-3
3/25	at #17 Ga. Tech .....	L, 1-12
3/26	at Mercer.....	W, 12-8
3/28	Northeastern*.....	W, 7-4
3/29	Northeastern*.....	L, 6-14
3/30	Northeastern*.....	W, 17-7
4/2	at Samford .....	L, 6-11
4/6	William & Mary* .....	L, 2-3
4/6	William & Mary* .....	W, 6-3
4/8	at Auburn .....	L, 6-9
4/11	at #22 UNCW*.....	L, 5-6
4/12	at #22 UNCW* .....	L, 9-10
4/13	at #22 UNCW*.....	L, 8-9
4/16	at #7 Georgia .....	L, 5-7
4/19	N.C. Central.....	W, 12-4
4/19	N.C. Central.....	W, 14-0
4/20	N.C. Central.....	W, 9-7
4/21	Alabama A&M.....	W, 12-2
4/21	Alabama A&M.....	W, 19-3
4/23	Savannah State .....	W, 8-7
4/25	Hofstra*.....	W, 7-1
4/26	Hofstra*.....	L, 6-7
4/27	Hofstra*.....	L, 10-13
4/30	Samford .....	W, 12-4
5/2	Delaware*.....	L, 8-10
5/3	Delaware*.....	L, 5-8
5/4	Delaware*.....	W, 5-4
5/6	Presbyterian.....	W, 10-4
5/6	Presbyterian.....	W, 7-1
5/9	at Old Dominion* .....	L, 4-7
5/10	at Old Dominion* .....	W, 6-4
5/11	at Old Dominion* .....	W, 5-4
5/13	at Presbyterian.....	W, 8-7
5/15	at Towson*.....	W, 10-6
5/16	at Towson*.....	L, 3-4
5/17	at Towson*.....	L, 2-7

\* CAA game

2009

**39-22 Overall**      **CAA Champions**  
**12-9 CAA (2nd)**    **NCAA Atlanta Regional**

**Coach: Greg Frady**

2/20	Cleveland State.....	W, 6-5
2/21	Cleveland State.....	L, 5-6(10)
2/21	Cleveland State.....	W, 10-0
2/22	Cleveland State.....	W, 14-12
2/25	at Mercer .....	W, 9-5
2/27	Eastern Michigan .....	W, 14-6
2/28	Eastern Michigan .....	W, 12-6
3/3	at #18 S. Carolina .....	L, 0-2
3/4	# vs. Xavier .....	L, 1-5
3/6	# vs. Michigan St.....	W, 2-0
3/6	# vs. Xavier .....	L, 4-12
3/7	# at Bethune-Cookman.....	W, 8-6
3/10	at Florida A&M.....	W, 22-6
3/11	Augusta State.....	W, 10-5
3/13	UT-Martin.....	W, 10-7
3/13	UT-Martin.....	L, 7-8(10)
3/17	Savannah State .....	W, 14-10
3/18	#3 Georgia .....	L, 6-11
3/20	at William & Mary*.....	W, 6-4(10)
3/21	at William & Mary*.....	L, 8-9 (15)
3/22	at William & Mary*.....	L, 12-9
3/24	at #3 Georgia Tech .....	W, 10-1
3/30	at Kennesaw State .....	W, 5-4
3/31	Mercer .....	L, 4-5
4/1	Oglethorpe.....	W, 14-7
4/4	at Delaware* .....	W, 19-10
4/4	at Delaware* .....	W, 11-7
4/5	at Delaware* .....	L, 4-8
4/7	at Auburn .....	L, 2-4
4/8	Alabama State .....	W, 20-9
4/8	Alabama State .....	W, 14-3
4/10	Old Dominion*.....	W, 3-2
4/11	Old Dominion*.....	W, 14-13
4/12	Old Dominion*.....	L, 1-2
4/14	at Samford .....	2-12
4/15	#10 Georgia Tech.....	L, 2-18
4/18	at Northeastern*.....	W, 5-3
4/18	at Northeastern*.....	L, 1-4
4/19	at Northeastern*.....	W, 7-3
4/21	at Tennessee Tech .....	W, 9-7
4/22	at Tennessee Tech .....	L, 4-6
4/24	at James Madison* .....	L, 2-6
4/25	at James Madison* .....	L, 6-8
4/26	at James Madison* .....	L, 5-6
5/1	VCU*.....	W, 8-4
5/2	VCU*.....	W, 11-6
5/3	VCU*.....	W, 5-4
5/5	Samford .....	W, 9-3
5/7	Atlanta Christian.....	W, 14-9
5/8	Towson*.....	L, 6-9
5/9	Towson*.....	L, 6-7
5/10	Towson*.....	W, 15-5
5/12	Florida A&M.....	W, 4-1
5/15	Alabama State .....	W, 11-8
5/15	Alabama State .....	W, 11-1
5/20	! vs. Northeastern .....	W, 6-5
5/21	! at UNC Wilmington.....	W, 8-5
5/22	! vs. #27 George Mason.....	W, 9-3
5/23	! at UNC Wilmington.....	W, 12-10
5/29	% at #13 Ga. Tech .....	L, 3-9
5/30	% vs. #22 Elon.....	L, 3-4

\* CAA Game

# Bethune Cookman Tournament

! CAA Tournament, Wilmington, N.C.

% NCAA Atlanta Regional (at Georgia Tech)

## 2010

**34-23-1 Overall**  
**17-6-1 CAA (2nd)**

**Coach: Greg Frady**

2/19	at Florida State .....	L, 3-11
2/20	at Florida State .....	L, 7-14
2/21	at Florida State .....	L, 2-12
2/23	USC Upstate .....	L, 7-9
2/24	at USC Upstate .....	L, 5-8
3/3	Mercer .....	L, 2-7
3/5	N.C. Central .....	W, 32-3
3/6	N.C. Central .....	W, 14-0 (7)
3/6	N.C. Central .....	W, 24-2 (7)
3/7	N.C. Central .....	W, 33-5 (7)
3/8	UNC Asheville .....	W, 13-6
3/9	UNC Asheville .....	W, 17-2
3/12	at New Mexico St. ....	W, 13-2
3/13	at New Mexico St. ....	L, 11-12
3/14	at New Mexico St. ....	W, 30-24
3/17	at Kennesaw State .....	L, 2-3
3/19	# Centenary .....	W, 10-9
3/20	# at Austin Peay .....	W, 14-4
3/20	# Centenary .....	L, 13-17
3/23	Alabama State .....	W, 27-3 (7)
3/24	Kennesaw State .....	W, 19-9
3/27	at Old Dominion* .....	W, 2-1
3/27	at Old Dominion* .....	L, 1-6
3/28	at Old Dominion* .....	W, 16-10
3/30	#2 Georgia Tech .....	L, 3-14
4/2	at Towson* .....	L, 8-14
4/3	at Towson* .....	L, 18-19 (10)
4/4	at Towson* .....	L, 13-14
4/6	at Auburn .....	L, 7-22
4/9	Hofstra* .....	W, 9-2
4/10	Hofstra* .....	W, 8-2
4/11	Hofstra* .....	W, 6-3
4/13	at Mercer .....	W, 8-6
4/16	Air Force .....	W, 5-4
4/17	Air Force .....	W, 16-9
4/17	Air Force .....	W, 20-7 (7)
4/18	Air Force .....	L, 6-7
4/21	Mercer .....	L, 6-7
4/23	at VCU* .....	W, 7-3
4/24	at VCU* .....	W, 12-7
4/25	at VCU* .....	T, 14-14 (10)
4/28	Alabama State .....	W, 23-1 (7)
4/30	George Mason* .....	W, 9-2
5/1	George Mason* .....	W, 7-6
5/2	George Mason* .....	W, 5-4 (11)
5/8	at UNC Wilmington* .....	W, 11-4
5/8	at UNC Wilmington* .....	W, 1-0
5/9	at UNC Wilmington* .....	L, 3-8
5/11	at Georgia .....	L, 9-13
5/14	Northeastern* .....	W, 10-7
5/15	Northeastern* .....	L, 7-9
5/16	Northeastern* .....	W, 10-4
5/18	at #6 Georgia Tech .....	L, 3-9
5/21	William & Mary* .....	W, 3-2 (10)
5/22	William & Mary* .....	W, 5-3
5/23	William & Mary* .....	W, 7-6
5/27	! vs. VCU .....	L, 4-7
5/28	! vs. UNC Wilmington .....	L, 8-10

\* CAA Game

# Austin Peay Tournament

! CAA Tournament, Wilmington, N.C.

## 2011

**37-21 Overall**  
**17-13 CAA (4th)**

**Coach: Greg Frady**

2/18	Texas Southern .....	W, 9-0
2/19	Texas Southern .....	W, 3-0
2/20	Texas Southern .....	W, 5-1
2/22	at Mercer .....	W, 14-5
2/25	Western Illinois .....	W, 3-0
2/26	Western Illinois .....	W, 8-7 (12)
2/26	Western Illinois .....	W, 11-5
2/27	Western Illinois .....	L, 2-8
3/2	at #23 Georgia Tech .....	W, 6-3
3/4	# Iowa .....	W, 10-6
3/5	# at Mississippi State .....	L, 1-8
3/6	# Iowa .....	L, 2-3
3/6	# at Mississippi State .....	L, 3-7
3/8	UNC Asheville .....	W, 7-1
3/11	Towson* .....	W, 6-5 (10)
3/12	Towson* .....	W, 5-4
3/13	Towson* .....	W, 9-6
3/15	Alabama State .....	W, 14-4
3/17	Harvard .....	W, 9-3
3/18	Murray State .....	W, 17-6
3/19	Murray State .....	W, 11-6
3/20	Murray State .....	W, 14-10
3/23	at Kennesaw State .....	W, 6-3
3/25	VCU* .....	W, 11-8
3/25	VCU* .....	L, 6-10 (11)
3/27	VCU* .....	L, 17-8
3/29	Florida A&M .....	W, 16-0
4/1	at Delaware* .....	L, 5-10
4/2	at Delaware* .....	L, 4-5
4/3	at Delaware* .....	W, 10-8
4/5	Mercer .....	W, 9-4
4/9	at James Madison* .....	L, 6-9
4/9	at James Madison* .....	W, 16-3
4/10	at James Madison* .....	W, 9-6
4/13	Alabama State .....	W, 6-1
4/15	Old Dominion* .....	L, 1-4
4/16	Old Dominion* .....	W, 8-4
4/17	Old Dominion* .....	L, 3-4
4/19	Kennesaw State .....	L, 6-14
4/22	at Northeastern* .....	W, 7-3
4/22	at Northeastern* .....	L, 2-3
4/24	at Northeastern* .....	W, 5-0
4/26	Oglethorpe .....	W, 5-0
4/29	Hofstra* .....	W, 6-4
4/30	Hofstra* .....	W, 13-0
5/1	Hofstra* .....	W, 6-3
5/7	at UNC Wilmington* .....	L, 4-8
5/7	at UNC Wilmington* .....	L, 1-6
5/8	at UNC Wilmington* .....	L, 4-6
5/12	at William & Mary* .....	W, 7-2
5/13	at William & Mary* .....	L, 7-8
5/14	at William & Mary* .....	W, 11-6
5/17	at Mercer .....	L, 6-9
5/19	George Mason* .....	W, 3-1
5/20	George Mason* .....	L, 3-5
5/21	George Mason* .....	W, 2-1 (10)
5/26	! vs. James Madison .....	L, 0-4
5/27	! vs. Old Dominion .....	L, 3-7

\* CAA Game

# Mississippi State Tournament

! CAA Tournament, Wilmington, N.C.



## COACH FRADY VS. ALL OPPONENTS

Opponent	Overall	H	R	N	Streak
Air Force	3-1	3-1	0-0	0-0	L1
Alabama	0-3	0-0	0-3	0-0	L3
Alabama A&M	2-0	2-0	0-0	0-0	W2
Alabama State	10-0	10-0	0-0	0-0	W10
Atlanta Christian	1-0	1-0	0-0	0-0	W1
Auburn	0-3	0-0	0-3	0-0	L3
Austin Peay	1-0	0-0	1-0	0-0	W1
Bethune-Cookman	1-0	0-0	1-0	0-0	W1
Centenary	1-1	0-0	0-0	1-1	L1
Clark Atlanta	1-0	1-1	0-0	0-0	W1
Cleveland State	3-1	3-1	0-0	0-0	W2
Delaware	6-6	3-3	3-3	0-0	W1
Eastern Michigan	2-0	2-0	0-0	0-0	W2
Florida A&M	3-0	2-0	1-0	0-0	W3
Florida State	0-3	0-0	0-3	0-0	L3
Furman	1-1	0-1	1-0	0-0	L1
George Mason	8-6	5-1	2-4	1-1	W1
Georgia	0-3	0-1	0-2	0-0	L3
Georgia Southern	0-2	0-0	0-2	0-0	L2
Georgia Tech	3-7	0-4	3-3	0-0	W1
Harvard	1-0	1-0	0-0	0-0	W1
Hofstra	9-3	9-3	0-0	0-0	W6
Indiana State	1-2	1-2	0-0	0-0	W1
Iowa	1-1	0-0	0-0	1-1	L1
IPFW	4-0	4-0	0-0	0-0	W4
Jackson State	4-0	4-0	0-0	0-0	W4
Jacksonville State	1-2	0-1	1-1	0-0	W1
James Madison	3-10	1-5	2-4	0-1	L1
Kennesaw State	3-2	1-1	2-1	0-0	L1
Mercer	6-6	2-4	4-2	0-0	L1
Michigan State	1-0	0-0	0-0	1-0	W1
Mississippi State	0-2	0-0	0-2	0-0	L2
Miss. Valley State	3-0	3-0	0-0	0-0	W3
Murray State	3-0	3-0	0-0	0-0	W3
New Mexico State	2-1	0-0	1-2	0-0	W1
N.C. Central	7-0	7-0	0-0	0-0	W7
UNC Asheville	3-0	3-0	0-0	0-0	W3
UNC Wilmington	5-10	1-2	4-8	0-0	L5
Northeastern	10-6	4-2	5-4	1-0	W1

Oglethorpe	2-0	2-0	0-0	0-0	W2
Old Dominion	8-9	3-3	5-4	0-2	L2
Presbyterian	3-0	2-0	1-0	0-0	W3
Samford	2-2	2-0	0-2	0-0	W1
Savannah State	2-0	2-0	0-0	0-0	W2
South Carolina	0-1	0-0	0-0	0-0	L1
Southeastern La	1-2	1-2	0-0	0-0	L2
UT-Martin	1-1	1-1	0-0	0-0	L1
Tennessee Tech	2-2	1-1	1-1	0-0	L1
Texas Southern	3-0	3-0	0-0	0-0	W3
Towson	7-8	4-2	3-6	0-0	W3
USC-Upstate	0-2	0-1	0-1	0-0	L2
VCU	10-5-1	5-4	5-0-1	0-1	L2
Western Illinois	3-1	3-1	0-0	0-0	L1
William & Mary	11-3	4-1	7-2	0-0	W1
Xavier	0-2	0-0	0-0	0-2	L2
Totals	169-121-1	111-48	53-64-1	5-9	L2

## COACH FRADY VS. CONFERENCES

Conference	Overall	H	R	N	Streak
Atlantic 10	0-2	0-0	0-0	0-2	L2
Atlantic Coast	3-10	0-4	3-6	0-0	W1
Atlantic Sun	9-9	3-5	6-4	0-0	L2
Big Ten	2-1	0-0	0-0	2-1	L1
Big South	3-0	3-0	0-0	0-0	W3
Colonial Athletic	77-66-1	39-26	36-35-1	2-5	L2
Horizon League	3-1	3-1	0-0	0-0	W2
Independents	11-0	10-0	1-0	0-0	W11
Ivy	1-0	1-0	0-0	0-0	W1
Mid-American	2-0	2-0	0-0	0-0	W2
MEAC	4-0	2-0	2-0	0-0	W4
Missouri Valley	1-2	1-2	0-0	0-0	W1
Mountain West	3-1	3-1	0-0	0-0	L1
Non-Division I	6-0	6-0	0-0	0-0	W6
Ohio Valley	9-6	6-3	3-3	0-0	W4
Southeastern	0-12	0-1	0-11	0-0	L12
Southern	2-5	0-1	1-3	0-1	L1
Southland	1-2	1-2	0-0	0-0	L2
SWAC	22-0	22-0	0-0	0-0	W22
Summit League	8-2	7-1	0-0	1-1	L1
Western Athletic	2-1	0-0	2-1	0-0	W1

## GEORGIA STATE VS. THE CAA

Opponent	Overall (2006-Present)					Under Greg Frady (2007-Present)				
	Overall	Home	Away	Neut	Str	Overall	Home	Away	Neut	
Delaware	8-7	3-3	5-4	0-0	W1	6-6	3-3	3-3	0-0	
George Mason	10-7	7-2	2-4	1-1	W1	8-6	5-1	2-4	1-1	
Hofstra	11-4	9-3	2-1	0-0	W6	9-3	9-3	0-0	0-0	
James Madison	3-14	1-5	2-7	0-2	L1	3-10	1-5	2-4	0-1	
UNC Wilmington	6-12	1-2	5-10	0-0	L5	5-10	1-2	4-8	0-0	
Northeastern	12-7	6-3	5-4	1-0	W1	10-6	4-2	5-4	1-0	
Old Dominion	9-12	3-6	5-4	1-2	L2	8-9	3-3	5-4	0-2	
Towson	10-8	7-2	3-6	0-0	W3	7-8	4-2	3-6	0-0	
VCU	10-9-1	5-4	5-3-1	0-2	L2	10-5-1	5-4	5-0-1	0-1	
William & Mary	12-5	5-3	7-2	0-0	W1	11-3	4-1	7-2	0-0	
Totals	91-85-1	47-33	41-45-1	3-7	L2	77-66-1	39-26	36-35-1	2-5	

# GSU BASEBALL FIRST PITCHES



Panthers head  
Basketball coach  
Ron Hunter



Georgia  
State  
President  
Dr. Mark  
Becker



Fox 5 Sports  
Anchor and GSU  
graduate Buck  
Lanford



Longtime GSU  
baseball  
supporter Bill  
Reeves



SGA President  
James Dutton



Wounded  
Warrior  
Marine Cpl.  
Todd Love







# PROVEN ON THE CHAMPIONSHIP TRAIL.

For decades, America's top teams have earned championship after championship using TPX® technology from Louisville Slugger®. Now we've taken that technology to a new level with the BBCOR Certified Z-1000, Exogrid 2 and Omaha.

For a closer look at TPX performance technology, check out our technology video links today. You'll see why so many top teams and players swing Louisville Slugger TPX.



THE OFFICIAL BAT OF AMERICA'S PASTIME.™

[www.slugger.com](http://www.slugger.com)    

**BBCOR**  
CERTIFIED **.50**

Certified for high school  
and college play



Watch our Performance Technology videos.  
Scan here or go to [slugger.com](http://slugger.com).



Check out the Louisville Slugger app  
for iPhone.